

# Annual report 2009 and Environmental statement 2010





# Annual report 2009 and Environmental statement 2010

Cover design: EEA  
Layout: EEA  
Cover: © Stockxpert  
pp. 4, 5, 22, 23, 36, 37: © Pawel Kazmierczyk  
pp. 6, 8, 9, 10, 12, 13, 45, 46, 47, 49: © EEA  
pp. 41, 42, 51, 52, 55, 56: © Pia Schmidt  
p. 57: © Stock.xchng

### **Legal notice**

The contents of this publication do not necessarily reflect the official opinions of the European Commission or other institutions of the European Union. Neither the European Environment Agency nor any person or company acting on behalf of the EEA is responsible for the use that may be made of the information contained in this report.

### **Copyright notice**

© EEA, Copenhagen, 2010

Reproduction is authorised, provided the source is acknowledged, save where otherwise stated.

Information about the European Union is available on the Internet. It can be accessed through the Europa server ([www.europa.eu](http://www.europa.eu)).

Luxembourg: Office for Official Publications of the European Union, 2010

ISBN 978-92-9213-101-2

ISSN 1561-2120

DOI 10.2800/41820

### **Environmental production**

This publication is printed according to high environmental standards.

### **Printed by Rosendahls-Schultz Grafisk**

- Environmental Management Certificate: ISO 14001
- IQNet – The International Certification Network DS/EN ISO 14001:2004
- Quality Certificate: ISO 9001: 2000
- EMAS Registration. Licence no. DK – 000235
- Ecolabelling with the Nordic Swan, licence no. 541 176
- FSC Certificate – registration code: SW – COC – 698

### **Paper**

RePrint – 90 gsm.

CyclusOffset 250 gsm.

Both paper qualities are recycled paper and have obtained the ecolabel Nordic Swan.

*Printed in Denmark*



European Environment Agency  
Kongens Nytorv 6  
1050 Copenhagen K  
Denmark  
Tel.: +45 33 36 71 00  
Fax: +45 33 36 71 99  
Web: [eea.europa.eu](http://eea.europa.eu)  
Enquiries: [eea.europa.eu/enquiries](http://eea.europa.eu/enquiries)

# Contents

---

<b>Brief description of the EEA and its mission</b> .....	<b>4</b>
<b>Message from the Executive Director</b> .....	<b>6</b>
<b>Message from the Chairman of the Board</b> .....	<b>8</b>
<b>1 Introduction</b> .....	<b>9</b>
<b>2 Environmental themes</b> .....	<b>12</b>
<b>3 Cross-cutting themes</b> .....	<b>22</b>
<b>4 Integrated environmental assessments</b> .....	<b>36</b>
<b>5 Information services</b> .....	<b>41</b>
<b>6 Communications</b> .....	<b>45</b>
<b>7 EEA governance and partnerships</b> .....	<b>51</b>
<b>8 EEA internal management and administration</b> .....	<b>55</b>
<b>9 Running an EMAS-registered environmental management system</b> .....	<b>57</b>
<b>Annex A Certificate of EMAS registration</b> .....	<b>62</b>
<b>Annex B Statement on financial position</b> .....	<b>63</b>
<b>Annex C Status on human resources</b> .....	<b>65</b>
<b>Annex D Members of the EEA Management Board</b> .....	<b>67</b>
<b>Annex E Members of the EEA Scientific Committee</b> .....	<b>69</b>
<b>Annex F EEA national focal points</b> .....	<b>70</b>
<b>Annex G EEA European topic centres – Consortium leaders and partners</b> .....	<b>72</b>
<b>Annex H EEA staff</b> .....	<b>74</b>
<b>Annex I List of acronyms and abbreviations</b> .....	<b>82</b>
<b>Annex J Balanced scorecard</b> .....	<b>86</b>

# Brief description of the EEA and its mission



The European Environment Agency (EEA) was formally established in 1990 by Council Regulation No. 1210/90. This Regulation was subsequently amended by Council Regulation No. 933/1999 and then again by Regulation No. 1641/2003 of the European Parliament and the Council. In the interests of clarity and rationality the Regulation was codified by Regulation (EC) No. 401/2009 of the European Parliament and of the Council of 23 April 2009. The decision to locate in Copenhagen was taken in 1993 and the EEA has been operational there since 1994.

## **Our vision**

The EEA aims to be recognised as the world's leading body for the provision of timely, relevant and accessible European environmental data, information, knowledge and assessments.

## **Our mission is to:**

- be the leading public body in Europe committed to providing environmental information to policy-makers and the public, to support sustainable development, and to help achieve significant

and measurable improvements in Europe's environment;

- assist the European Community institutions and EEA member countries to identify, frame, prepare and implement sound and effective environmental policy measures and legislation; and to monitor, evaluate and assess actual and expected progress in the implementation and results of such measures;
- establish and coordinate the European environment information and observation network (Eionet), based on the infrastructure for collection, analysis, assessment and management of data shared with the European Commission services, EEA member countries and international organisations, agreements and conventions.

## **Strategic objectives 2009–2013**

Our strategic objectives are to:

- play a key role in the development and implementation of European environmental policies and related areas, especially the European Commission's Environment Action Programme;



- monitor the efficacy of environmental policies of the EU and EEA member, candidate and potential candidate countries;
- support the monitoring of the EU Sustainable Development Strategy (through facilitation of Sustainable Development Indicators) focusing on core environment-related issues;
- undertake integrated environmental assessments and analyses of the 6th Environment Action Programme (6th EAP), the EU Sustainable Development Strategy, environmental themes, future studies and early warnings linked to changes in societal and economic structures;
- provide access to more frequently updated information and, where possible, near-real-time data to improve the timeliness of environmental information through the Shared Environmental Information System and the Environmental Data Centres;
- anticipate new ideas and thinking, especially about ecosystem services, resource use, technologies and behavioural changes;
- develop new web-based services for environmental educational needs;
- help ensure, through effective communications and information services, the integration of environmental thinking into the mainstream of decision-making and the daily lives of European citizens.

### Cooperation across Europe

The information provided by the EEA comes from a wide range of sources. The main source is Eionet, a partnership linking more than 300 institutions in EEA member and collaborating countries. These include organisations that together comprise the EEA's five European topic centres (ETCs) covering water, air and climate change, biological diversity, resource use and waste management as well as land use and spatial information.

### Environmental management

In 2004 the EEA developed an environmental management system to manage its own impacts on the external environment. This system was verified by external auditors for the

first time in spring 2005. Subsequently, the EEA became the first EU body to be registered under the EU Eco Management and Audit Scheme (EMAS).

The EEA environmental management system covers the EEA premises, situated in two rented buildings in the centre of Copenhagen (the total area of the headquarters is 7 881 m<sup>2</sup>, of which 7 200 m<sup>2</sup> is situated at Kongens Nytorv 6 and 681 m<sup>2</sup> at Kongens Nytorv 28). In assessing the environmental impacts of the EEA activities, business travel paid for by the EEA has also been included for non EEA staff, for example EEA Management Board members, Eionet partners, ETC representatives and external experts.

Further details on how the EEA manages its environmental impacts can be found in Chapter 9 of this annual report.

# Message from the Executive Director



2009 was an important year for the EEA setting out, as we did, on the first stage of our new 5-year corporate strategy. Based on three key pillars — Informing, Interpreting, Empowering — the strategy is shaped around the information needs of experts, policy makers and citizens. Our goal is to see a much wider use, around the world and particularly in our member countries, of the quality assured environmental information being collected by the EEA and its networks.

This new, exciting and demanding direction took on real meaning throughout 2009 as we began streamlining our activities, creating new ways of working and developing new methods to bring environmental thinking into the mainstream of economic and social policy-making.

At the heart of this was a reorganisation designed to support the new strategy and the multi-annual work programme. New teams were developed within a new programme structure formed around significant outputs such as the European Environment State and Outlook Report 2010 (SOER 2010) and inputs to global aspects of the Green Economy, the Economics of Ecosystems and Biodiversity (TEEB), Horizon 2020 in the Mediterranean and the Arctic.

The new organisation lends itself to areas that are cross-thematic and which require inputs from a number of staff. It also reflects significant activities in the context of the Shared Environmental Information System (SEIS) such as the Global Monitoring for Environment and Security (GMES) and the EC directive for developing an infrastructure for spatial information in Europe (Inspire).

New goals, new commitments, and new ideas have not however distracted us from realising our original vision to become recognised as the world's leading body for the provision of timely, relevant and accessible European environmental data, information, knowledge and assessments. This is a key element in the role of the European institutions in the ongoing discussion on international environmental governance.

Of course, 2009 will be remembered in the environment community as the year when the world gathered in Copenhagen at the 15th Conference of the Parties to the United Nations Framework Convention on Climate Change (COP 15). Two years of negotiating culminated in Copenhagen and at the end of two intense weeks in December the Conference of the Parties took note of the Copenhagen Accord.

The Agency played its recognised role in monitoring and assessing progress towards achieving EU greenhouse gas (GHG) emission policy targets, evaluating the effectiveness of EU climate change mitigation policies and measures, and supporting the development of long-term climate mitigation strategies. We also made significant inputs into discussions on climate change impacts as well as addressing issues of vulnerability and adaptation. In addition, our location in Copenhagen gave us a unique opportunity to generate dialogue amongst nations, citizens and to promote social networking around a range of topics including oceans, forests — notably the UN REDD programme — and the role of indigenous peoples.

The EEA was able to host a number of side events and public outreach activities and I was particularly delighted to offer the facilities and services of the Agency to the Members of the European Parliament who attended COP 15.

The climate negotiations again underlined that information and indicators alone are not enough to shift public understanding and thereby create the momentum for policy change. To empower people, we need



---

to transmit information in a format that is relevant, timely and understandable. Simply put, we must engage people in dialogue.

This year's annual report also highlights the progress made by EEA in 2009 in launching new, enabling technologies to facilitate this dialogue. Our new service, 'Eye on Earth', developed in partnership with Microsoft, under an open and non-proprietary partnership, provides a glimpse of what is possible. In a single location we can now gather, organise and access data of different types from potentially huge numbers of sources. In November 2009, Eye on Earth was improved to include a new application – AirWatch – and shifted on to Windows Azure, making it one of the newest applications built on the platform and an example of the potential of cloud computing.

This dialogue must be further deepened by engaging administrations, authorities and citizens as suppliers of environmental information. In addition to conferring a sense of ownership of the issues, empowerment and responsibility; engaging local organisations and communities provides access to an enormous potential information resource.

As Executive Director, I look forward to working with staff in the EEA and Eionet and with our partners around the world to ensure that the EEA achieves its vision 'to become recognised as the world's leading body for the provision of timely, relevant and accessible European environmental data, information, knowledge and assessments'.

*Jacqueline McGlade*

# Message from the Chairman of the Board



This year's annual report confirms the European Environment Agency's steady progress in supporting the aims of the 6th Environment Action Programme of the EU. Climate change, nature and biodiversity, environment and health as well as natural resources and waste remained at the centre of the work of the EEA. At the same time the Agency gave continuing momentum to SEIS and took important steps forward in making information accessible in innovative ways.

The role of the Agency was also in the spotlight when it hosted many significant activities around the COP 15. While the negotiations in December led only to a shorter step forward than Europe had sought, the EU will continue to lead by example. The fact that one of the world's largest economies has committed in its legislation to significant mitigation efforts is a strong signal to other governments at the negotiating table. The EEA's role as a provider of assured environmental information remains vital against this backdrop.

Every five years the EEA produces its flagship report on the European environment. Through 2009 the Agency and its Management Board made important preparations for the SOER 2010, which will be released in November 2010. This integrated environmental assessment will play a key role in helping to shape European environmental policies for the future.

The SOER 2010 will be closely followed by an Assessment of Assessment report for the pan-European region involving partners and networks across 56 countries, which will highlight the regional needs, priorities and sustainable long-term mechanisms for keeping the pan-European environment under continuous review.

At the same time, from 2010 onwards the Agency will start implementing an EU assistance project aiming to gradually extend the SEIS to the EU neighbours in support to the EU Neighbourhood Policy. The activities will involve both Eastern and Southern neighbours over the next four years in tandem with EEA work in the member countries.

The work of the EEA remains forward-looking and innovative. In this it can count on its close cooperation with Eionet to produce outputs which are timely, reliable, relevant and robust.

*Karsten Sach*

# 1 Introduction



The last few years have seen a growing awareness of environmental change and the need for urgent policy action. In 2009 the EEA started to implement its new 5-year strategy in response to this. The EEA will consolidate and improve the timing, spatial resolution and quality of environmental data flows, establish new data sources where needed and encourage a greater integration of knowledge about the linkages between ecosystems and the major socio-economic arenas. It will also seek to contribute improving the quality and effectiveness of environmental education in Europe.

The effectiveness evaluation of the EEA stated that *'The Agency is ... the most efficient way to deliver the products and services required by the stakeholders. ... It is difficult to see ... how the provision of impartial and reliable information, could be performed through any of the possible other mechanisms available for European organisations'*. The 2008 evaluation also gave a number of recommendations on priority setting and dissemination and the Agency has acted upon these in defining the future priorities and use of Agency resources.

The new multi-annual work programme, which started in 2009, is

the Agency's fourth such programme. It builds upon the successful delivery of our previous strategy for 2004–2008, which was based on the key priorities of the 6th EAP and established the Agency as a key provider in Europe of environmental data, information and knowledge.

The new strategy also builds upon the 6th EAP, projecting its four key priorities into the period to 2013, and addressing new initiatives and challenges as they emerge. It also serves as the multi-annual work programme (as required by the EEA Regulation), defining priorities for the EEA's work in the period up to 2013 and is the basis for the development of the annual work programmes from 2009 onwards. The key drivers of the new strategy are outlined below.

## **New ways of interpreting environmental information**

Much of nature is a public good, owned by all, but not cared for by all. To help us value nature's benefits we will need to find ways to pay the right price for its protection and conservation. At the EEA, we are building the equivalent of official statistics for ecological

services and environmental assets; to set alongside the traditional assets of our economy. On the way we will confirm the methodological basis for an international agreement on environmental accounting, and produce an assessment of Europe's ecosystems and services — Eureka 2012. In the future we will be able to demonstrate how companies and governments can embed ecosystem services to restructure the global economy.

## **New ways of using environmental information**

People need up-to-date information on their environment. For example, the number of people affected by exposure to high levels of ozone and particulate matter is growing as urban areas expand. Access to near-real-time ozone data is now possible via the EEA's Ozone web, and is being introduced to doctors and hospitals to provide an alerting system for vulnerable individuals. At the EEA, we will provide online air-quality data, using ground monitoring stations and earth observations from the GMES programme, so that partners in the health field can understand more about the prevalent environment-related respiratory diseases.



### **New ways of identifying emerging environmental problems**

Anticipating the types of information that policy-makers, industry and citizens will need to make decisions in the future is extremely important. Through our newly formatted publication *Signals*, we will bring to the attention of our readers those issues that we consider likely to weigh heavily on the agenda for the coming year. Typical examples where the EEA worked in advance of public demand are agrofuels, energy subsidies, the valuation of ecosystem services and electro-magnetic radiation. Our work is based on the precautionary principle, evaluation of the burden of evidence, decision-making under varying degrees of uncertainty and the use of decision-support models and scenarios. Over the next five years we will create a simple calculus to allow us to anticipate the potential environmental impacts arising from today's and tomorrow's social and economic drivers.

### **New ways of working**

As more and more people become convinced about the importance of the environment in their lives, the demand for reliable local information has grown explosively. Providing information through the EEA's networks has been a unique and positive experience. Using up-to-date technologies and software, we have been able to capitalise on the scientific advances in monitoring and observation.

Today, there is the realisation that citizen observers, especially those who live in remote regions, or are close to the environment through their lives or professions have much to tell. Working in regions such as the Arctic, it is often the indigenous peoples who detect changes more quickly than any well-designed sampling programme. Combining these sources of evidence within the formal world of assessment and analysis will become very important. The EEA has been extending and building its networks and sources for observing and knowledge-gathering through its global citizen environment observatory. Over the next five years, we will be extending the number of applications, through the Shared Environmental Information System to provide a broad range of global to local environmental monitoring services.

### **Our goal**

Today, the majority of Europeans agree that the environment has a significant impact on their quality of life and that global trends play a significant part in this. They want to see the environment, as well as economic and social needs, taken into account in decisions about transport, energy, housing, agriculture, fish, food and health.

Businesses are also seeking greater innovation and eco-efficiency to achieve higher environmental standards and maintain their competitiveness in the economy. Over the past 30 years, Europeans have seen emissions of air pollutants significantly reduced, production of ozone-layer damaging chemicals cut by 95 %, creation of a treaty to reduce greenhouse gas emissions, an innovative scheme for carbon trading and offset markets, protection of animals and plants, improvements in the quality of fresh water and coastal seas and universal access to safe drinking water. Many of these improvements have been delivered through implementation of the environmental *acquis communautaire*.


At the same time, citizens remain concerned about climate change, the quality of air they breathe, how to deal with waste and the impacts of chemicals. They have many questions about what is happening to the environment and how it will affect them and future generations.

Our goal at the EEA is to provide European decision-makers and citizens with access to timely and relevant information and knowledge to provide a sound basis for environmental policies, to help answer their questions about the environment in their daily lives and to ensure that environmental thinking and education is brought into the mainstream of decision-making.

We aim to achieve this over the next five years by:

- ensuring continuous access to high quality environmental data, information and services;
- producing integrated environmental assessments and forward studies for Europe increasingly in the global context;
- addressing critical environmental priorities as they arise on the policy agenda;
- improving communications and dissemination to decision-makers and citizens via multi-media, user-friendly, multilingual information.

This annual report for 2009 charts the progress made in the first year of the Agency's new five-year multi-annual work programme (2009–2013).



## 2 Environmental themes



### Air quality

In March 2009, *Spatial assessment of PM<sub>10</sub> and ozone concentrations in Europe (2005)* – an EEA technical report, was published, explaining the background to EEA spatial assessments of air quality in Europe. The method uses data from monitoring stations to produce and display web-based maps of annual air quality, in particular ground level ozone and particulate matter (PM<sub>10</sub>).

The annual report on summer ozone in 2008, also published in March, concluded that ozone levels were the lowest since Europe-wide reporting began in 1997. Nevertheless, all EU Member States exceeded the long-term objective to protect human health from summer ozone pollution set by EU legislation.

The assessment for the exceedance of air quality limit values in urban areas – an EEA core set indicator – was updated. It was also linked to Urban Audit data making this work more relevant to cities. The related updated Structural Indicator (SI) was delivered to Eurostat and The European Commission's Directorate-General for Environment (DG Environment) for their online update of the indicator.

The EEA core set indicator (CSI) on exposure of ecosystems to acidification, eutrophication and ozone was also updated in cooperation with the EC Long-range Transboundary Air Pollution Convention (LRTAP), the Coordination Centre for Effects and the Centre for Integrated Assessment Modelling. Both EEA core set indicators are available from the EEA website.

Work with the atmospheric pollution section of the upcoming SOER 2010 also proceeded during 2009 and a draft section was sent out for a first Eionet consultation in October.

EEA and the European Topic Centre on Air and Climate Change (ETC/ACC) actively contributed throughout 2009 to air quality data flow discussions with the European Commission and Member States. The outcomes of these discussions will be reflected in the implementing provisions for the new air quality Directive.

National air quality data gathered under the Exchange of Information (EoI) Decision – the 3rd Air Quality Daughter Directive – and the Air Quality Questionnaire were processed and quality checked. The data were published on the EEA website.

Staff from the ETC/ACC made two visits to Turkey to provide training for national staff and Turkey delivered validated air quality measurements under the Exchange of Information Decision for the first time in 2009.

All EEA member countries apart from Romania now provide near-real time ozone data to EEA. In the case of Romania efforts were made during autumn 2009 to facilitate data provision and data are expected early in 2010.

PM<sub>10</sub> near-real time data is now provided from over 800 stations across 18 countries on an hourly basis. The PM<sub>10</sub> Google Earth Viewer – a near-real time data viewer – was updated during the year.

EEA expanded its 'Eye on Earth' web portal to include a new application, 'AirWatch' providing air quality information to Europe's citizens. The site was launched in November and provides interactive information from local level to the aggregated European level. The information is gathered from air quality measurement stations, computer modelling provided by the GMES Atmosphere Service (PROMOTE/MACC) and citizen's input.



EEA contributed to the Global Monitoring for Environment and Security (GMES) Atmosphere Service (AS) Implementation group. EEA also became a member of the user advisory board of the GMES AS core project, Monitoring Atmospheric Composition and Climate (MACC).

GMES and 'Eye on Earth' were also discussed at the 14th Eionet workshop on air quality management and assessment in Warsaw in September. The workshop addressed data and assessment needs of the countries and of the EEA.

The second plenary meeting of Fairmode – an air quality modelling network organised by the Joint Research Centre of the European Commission (JRC) and the EEA – took place in November in Ispra, Italy. EEA co-chairs the network's activities and leads the network's working group on guidance on model use. With ETC/ACC's help EEA has prepared and discussed with Fairmode a draft guidance document on model use that was published as a technical report. This document will be further developed in 2010. The web portal, enabling communication within the modelling and model user communities of Fairmode, was also updated.

## Noise

The Environmental Noise Directive requires EU Member States to assess exposure to noise from selected transport and industrial sources by means of noise mapping. These noise maps are to be used to develop action plans to reduce population exposure where it is found to be high and protect areas of favourable sound quality. As such, Member States are required to deliver a series of data flows to the European Commission. EEA has been receiving these data flows and conducting a quality check of data through the European Topic Centre on Land Use and Spatial Information (ETC/LUSI). 2009 marked the first full year in which Reportnet was formally available for delivering noise data.

A number of data flows on noise sources, historical noise control programmes, action plans as well as noise maps and related population exposure information were expected to be delivered at specified times between 2007 and 2009. Less than half of the EEA member countries have delivered their data and even less used Reportnet to do so.

EEA collated the information that was delivered and this has been presented in

the Noise Observation and Information Service for Europe (NOISE). This, the first pan-European database on noise, was officially launched in October at the Euronoise conference in Edinburgh. Media and press interest in NOISE was high at the time of launch and has continued to be so up to the end of the year.

The second Eionet National Reference Centre (NRC) for Noise meeting discussed the new Night Noise Guidelines for Europe and how these could be integrated into action plans.

### Published reports, papers and web

- Exceedance of air quality limit values in urban areas (CSI 004) — update of the EEA core set indicator, <http://themes.eea.europa.eu/IMS/CSI>
- Exposure of ecosystems to acidification, eutrophication and ozone (CSI 005) — update of the EEA core set indicator, <http://themes.eea.europa.eu/IMS/CSI>
- AirBase — the European Air quality database: annual update of the air quality monitoring information database hosted by EEA, [www.eea.europa.eu/themes/air/airbase](http://www.eea.europa.eu/themes/air/airbase)
- Near-real Time Ozone, [www.eea.europa.eu/maps/ozone/welcome](http://www.eea.europa.eu/maps/ozone/welcome)
- Eye on Earth/AirWatch, <http://eyeonearth.cloudapp.net/>
- *Assessment of ground-level ozone in EEA member countries, with a focus on long-term trends*, EEA Technical report No 7/2009, [www.eea.europa.eu/publications/assessment-of-ground-level-ozone-in-eea-member-countries-with-a-focus-on-long-term-trends](http://www.eea.europa.eu/publications/assessment-of-ground-level-ozone-in-eea-member-countries-with-a-focus-on-long-term-trends)
- *Air pollution by ozone across Europe during summer 2008 — Overview of exceedances of EC ozone threshold values during April–September 2008*, EEA Technical report No 2/2009, [www.eea.europa.eu/publications/air-pollution-by-ozone-across-europe-during-summer-2008-1](http://www.eea.europa.eu/publications/air-pollution-by-ozone-across-europe-during-summer-2008-1)
- *Spatial assessment of PM<sub>10</sub> and ozone concentrations in Europe (2005)*, EEA Technical report No 1/2009, [www.eea.europa.eu/publications/spatial-assessment-of-pm10-and-ozone-concentrations-in-europe-2005-1](http://www.eea.europa.eu/publications/spatial-assessment-of-pm10-and-ozone-concentrations-in-europe-2005-1)
- Forum for AIR quality MODelling (FAIRMODE), <http://fairmode.ew.eea.europa.eu/>
- *Every breath you take — air quality in Europe*. EEA web article, [www.eea.europa.eu/articles/air-quality-in-europe](http://www.eea.europa.eu/articles/air-quality-in-europe)
- Zones in relation to EU air quality thresholds, 2007, [www.eea.europa.eu/data-and-maps/data/zones-in-relation-to-eu-air-quality-thresholds-2007](http://www.eea.europa.eu/data-and-maps/data/zones-in-relation-to-eu-air-quality-thresholds-2007)
- Noise Observation and Information Service for Europe (NOISE), 26 October 2009 — launch of the first pan-European database relating to data reported by EEA member countries and corresponding to the Environmental Noise Directive, <http://NOISE.eionet.europa.eu>



**Workshops, meetings and events**

- 17th meeting of the GMES Implementation Group for a GMES Atmosphere Service (GAS), European Commission, DG Enterprise, January 2009, Brussels
- EEA Expert Panel on Noise, 10 March 2009, Copenhagen, and 7 September 2009, Brussels
- DG ENV/JRC/EEA Workshop on EU Common Noise Assessment Methods, 17–18 March 2009, DG JRC, Ispra
- Global Setting for European Environmental Monitoring and Observation workshop, May 2009, EEA, Copenhagen
- Convention on Long-range Transboundary Air Pollution, 10th Task Force on Measurement and Modelling meeting, June 2009
- European Commission, DG Environment, Ambient Air Quality Committee meeting, July 2009, Brussels
- DG ENV/JRC/EEA Workshop on EU Common Noise Assessment Methods, 8–9 September 2009, Brussels
- Annual meeting of UNECE LRTAP Convention EMEP Steering Body, 8–10 September 2009, Geneva
- 14th Annual Eionet Workshop on Air Quality Management and Assessment, October 2009, Warsaw
- 2nd Annual Eionet Workshop on Noise, 14–15 October 2009, Copenhagen
- EURONOISE Conference, 26–28 October 2009, Edinburgh
- Second Plenary of the Forum for Air Quality Modelling in Europe (FAIRMODE) — back-to-back with FAIRMODE Steering Committee meeting, November 2009, Ispra
- 18th meeting of the GMES Implementation Group for a GMES Atmosphere Service (GAS), European Commission, DG Enterprise, December 2009, Brussels
- Annual meeting of UNECE LRTAP Convention Executive Body, 14–18 December 2009, Geneva

## Air pollutant emissions (including industrial emissions)

During 2009, EEA continued close cooperation with key partners particularly regarding air pollutant emissions data and assessments related to the National Emissions Ceilings Directive (NEC Directive), the Convention on Long-range Transboundary Air Pollution (LRTAP) and the European Pollutant Release and Transfer Register (E-PRTR).

Two annual EEA technical reports were published, presenting and analysing the officially-reported air pollutant emissions data received from countries. The *NEC Directive Status report 2008*, summarised data reported under the EU's National Emission Ceilings Directive (NEC Directive) and presented an analysis of the progress being made by Member States in reaching ceilings set under the directive. Accompanying the report in 2009 were new country-profiles providing Member

State-specific information on a number of key indicators.

The *European Community LRTAP Convention Emission Inventory report 1990–2007*, published in August was submitted by the European Commission to the United Nations Economic Commission for Europe (UNECE) as the official EC submission under the LRTAP Convention. The data described in both reports was also separately published through the EEA data viewers: <http://dataservice.eea.europa.eu/PivotApp/pivot.aspx?pivotid=468>.

The updated and revised European Monitoring and Evaluation Programme (EMEP)/EEA, Air pollutant emission inventory guidebook (formerly the EMEP/Corinair Guidebook) was finalised and launched by the Executive Director at the Gothenburg conference on air pollution and climate change in October arranged under the auspices of the Swedish presidency.

In addition EEA continued to support inventory reporting of EEA member countries through the provision of both updated software tools and technical training workshops. A new version of the road transport emissions software COPERT, used for estimating official emissions in the majority of Member States, was developed by ETC/ACC.

The annual joint air pollutant emission meeting between Eionet and the UNECE Task Force on Emission Inventories and Projections (TFEIP) held in Vienna in May was well attended, especially by Eionet members. EEA continues to support the task force, particularly through its role as co-chair of the joint meetings.

EEA also contributed to the Science/Policy Workshop on Air Pollution and Climate Change in October organised by the Swedish presidency and the book 'Air pollution & Climate change', which accompanied the workshop.

### Published reports, papers and web

- *European Community emission inventory report 1990–2007 under the UNECE Convention on Long-range Transboundary Air Pollution (LRTAP)*, EEA Technical report No 10/2009, [www.eea.europa.eu/publications/lrtap-emission-inventory-report-1990-2007](http://www.eea.europa.eu/publications/lrtap-emission-inventory-report-1990-2007)
- E-PRTR website, <http://prtr.ec.europa.eu>
- IRIS website, [www.iris.eionet.europa.eu](http://www.iris.eionet.europa.eu)

### Workshops, meetings and events

- Annual joint air pollutant emission meeting between Eionet and the UNECE Task Force on Emission Inventories and Projections (TFEIP), 11–12 May 2009, Vienna
- EEA contributed to the Science/Policy Workshop on Air Pollution and Climate Change in October organised by the Swedish presidency and the book 'Air pollution & Climate change', which accompanied the workshop.

The European Pollutant Release and Transfer Register (E-PRTR) website was developed in collaboration with the European Commission and was successfully launched in November. During 2009, EEA also began hosting the final Industrial emissions database (IRIS) website.

## Biodiversity

Europe had an ambitious target for halting the loss of biodiversity by 2010. A project to develop a set of 26 indicators, known as 'Streamlining European 2010 Biodiversity Indicators' (SEBI 2010), was compiled to measure changes to biodiversity. This ongoing exercise relies on the contribution of more than 120 experts from across Europe.

The first assessment — SEBI 2010: *Progress towards the European 2010 target* — was launched in May 2009. It concluded that the 2010 target would not be met and that the rate of biodiversity loss in Europe and globally poses grave risks at the level of genes, species and ecosystems. It also identified important gaps in our knowledge.

These conclusions supported the Biodiversity Action Plan (BAP) reporting and backed up EU Commissioner Dimas's policy statements on a mix of trends and actions towards the target.

The EEA Executive Director presented first outcomes to a joint International Union for Conservation of Nature (IUCN)-European Parliament event in January and released the full analysis at the High-level European meeting on Biodiversity in Athens organised by

the European Commission. The Athens Conference addressed the progress of the BAP and launched the European discussion on post-2010 policy and targets.

## Most vulnerable habitats and species

EEA and its European Topic Centre on Biodiversity (ETC/BD) also contributed to the first systematic assessment of the conservation status of Europe's most vulnerable habitat types and species protected under the EU Habitats Directive. Part of the regular six-yearly progress reporting across 25 Member States and 11 (seven land and four marine) bio-geographical regions, the analysis was released in July 2009 by the European Commission as a 'Composite Report'. The scale of this reporting exercise is unparalleled in Europe and has provided a first overview and point of reference for assessing future trends.

Based on SEBI 2010, EEA prepared data for the chapter on state and trends of European biodiversity for the 4th National Report to the UN Convention on Biological Diversity, produced by the European Commission. The SEBI Coordination Team, composed of experts from international organisations was also established processes for future indicators and activities to support the political process of 'Beyond 2010'.

SEBI 2010 also contributed to other international processes such as the TEEB project, to which contributions were made to a chapter on indicators for biodiversity and ecosystem services. EEA also hosted a meeting of the international project Conservation Commons, where SEBI 2010 provided

examples of the importance of open access to biodiversity data outside the governmental domain. Still on the international front, the proposal for creating an Intergovernmental Platform for Biodiversity and Ecosystems Services (IPBES), to strengthen the science-policy interface in this area, has been advancing.

Biodiversity will be centre stage in 2010, which is 'UN International Year of Biodiversity', and the European Commission has planned an information campaign throughout the year. EEA developed its own Biodiversity Communication Strategy during 2009. The strategy includes '10 messages for 2010'. Covering a range of ecosystems, sectors, protected areas as well as genetic diversity. Messages will be delivered every month until October 2010 when the 10th Conference of the Parties to the United Nations Convention on Biological Diversity (CBD) takes place in Japan.

In March, EEA participated in an important workshop on green infrastructure, organised by the European Commission. EEA presented progress on landscape ecological potential, fragmentation index, Natura 2000 connectivity and changes in ecological status, which are developed as part of the EEA activities on land and ecosystems accounting. Furthermore EEA participated in several meetings of a working group on biodiversity and climate change chaired by DG Environment and contributed to the resulting discussion paper.

During 2009, the Implementation Plan for the Biodiversity data centre was developed and discussed with partner services of the European Commission. The European Nature Information

### Published reports, papers and web

- *Progress towards the European 2010 biodiversity target*, EEA Report No 4/2009, [www.eea.europa.eu/publications/progress-towards-the-european-2010-biodiversity-target](http://www.eea.europa.eu/publications/progress-towards-the-european-2010-biodiversity-target)
- *Progress towards the European 2010 biodiversity target – indicator fact sheets*, EEA Technical report No 5/2009, [www.eea.europa.eu/publications/progress-towards-the-european-2010-biodiversity-target-indicator-fact-sheets](http://www.eea.europa.eu/publications/progress-towards-the-european-2010-biodiversity-target-indicator-fact-sheets)
- *Composite Report on the Conservation Status of Habitat Types and Species*, Report from the Commission to the Council and the European Parliament, [http://ec.europa.eu/environment/nature/knowledge/rep\\_habitats/docs/com\\_2009\\_358\\_en.pdf](http://ec.europa.eu/environment/nature/knowledge/rep_habitats/docs/com_2009_358_en.pdf)
- Discussion paper: working group on biodiversity and climate change chaired by the Commission (DG ENV), [http://ec.europa.eu/environment/nature/pdf/discussion\\_paper\\_climate\\_change.pdf](http://ec.europa.eu/environment/nature/pdf/discussion_paper_climate_change.pdf)

### Workshops, meetings and events

- High-level European meeting on Biodiversity, 27–28 April 2009, Athens, [http://ec.europa.eu/environment/nature/biodiversity/conference/index\\_en.htm](http://ec.europa.eu/environment/nature/biodiversity/conference/index_en.htm)
- Eionet NRC Biodiversity workshop, 28–29 September 2009, Copenhagen

System (EUNIS) and the EC Biodiversity Clearing House mechanism portal were identified as practical entries for such type of data. These developments were closely followed by discussions on the need to establish a Biodiversity Information System for Europe (BISE).

Finally, in support of an important policy discussion on the issue of alien invasive species, the EEA has compiled a feasibility study on early warning systems for Europe. Comments were harvested through a targeted consultation, identified options have been analysed and proposed to the European Commission in view of their preparations for a thematic strategy on this topic.

## Greenhouse gas emissions

### *The inventory report*

In April, the EEA/European Commission submitted the 2009 EU greenhouse gas inventory to the UNFCCC, using a new submission portal. The inventory also had an official launch at the EEA in May 2009.

In addition, the seventh centralised review of the EU Greenhouse gas inventory took place in September 2009. The EEA coordinated the EU responses to the United Nations Framework Convention on Climate Change (UNFCCC) annual expert review in close partnership with the European Commission.

The EEA greenhouse gas data viewer was updated to include emissions data

(1990–2007) covering all EU Member States, Iceland, Norway, Liechtenstein, Switzerland, Turkey and Croatia, as well as four country groupings (EEA-32, EU-27, EU-15 and Eurozone).

In 2009, for the first time, EEA published EU-wide estimates of total GHG emissions just months after the year in question ('year-1' estimates). These 2008 estimates were based on a methodology developed in the context of SEIS. This information also received wide media coverage and was later used in publications by the EEA and the European Commission.

### *GHG trends and projections*

The EEA prepared and published the annual report on Greenhouse gas trends and projections in Europe, which also supports the Commission's report to

### Published reports, papers and web

- *Annual European Community greenhouse gas inventory 1990–2007 and inventory report 2009*, EEA Technical report No 4/2009, [www.eea.europa.eu/publications/european-community-greenhouse-gas-inventory-2009](http://www.eea.europa.eu/publications/european-community-greenhouse-gas-inventory-2009)
- *Greenhouse gas emission trends and projections in Europe 2009*, EEA Report No 9/2009, [www.eea.europa.eu/publications/eea\\_report\\_2009\\_9](http://www.eea.europa.eu/publications/eea_report_2009_9)
- EEA greenhouse gas data viewer, <http://dataservice.eea.europa.eu/PivotApp/pivot.aspx?pivotid=475>
- EU ETS data viewer, <http://dataservice.eea.europa.eu/PivotApp/pivot.aspx?pivotid=473>

the Council and the Parliament on EU progress towards achieving the Kyoto objectives.

The 2009 report emphasized the importance of tackling non-industrial emissions at national level to reach Kyoto targets as well as the EU Emissions Trading System (EU ETS) effect on assigned amount units for Member States. The report included GHG country profiles with assessments by Member States of their own GHG emission trends. The report was published in November, received significant media attention and was widely distributed to COP 15 participants.

In April, EEA developed and published the EU ETS data viewer — a user-friendly interface for easy access to data related to the EU ETS.

The EEA and its ETC/ACC also contributed significantly to working groups under the Climate Change Committee.

Throughout 2009, EEA participated in a number of meetings related to the UNFCCC process, in the run-up to the COP 15 keeping an overview of the overall progress of negotiations and

following more closely EEA-relevant specific issues. The EEA also participated and contributed to a number of climate events throughout the year through speeches and presentations by EEA staff.

EEA also assisted with the planning and coordination of a workshop held under the Swedish EU Presidency in October on the links between climate change and air pollution. A Swedish Presidency book with a chapter written by EEA staff was published on this occasion. Overall, the EEA responded to a great number of external requests related to the COP 15 process.

In addition to the international process, the policy process at European level was also closely followed by EEA (climate change and energy package) and an internal working paper on the potential implications of this new adopted legislation on future EEA work on climate mitigation was prepared and presented within EEA.

### Freshwater

Despite the vast amount of water on the planet, decades of unsustainable management mean that water shortages have reached crisis point in many

regions globally, including Europe. This fact set the context for the 5th World Water Forum in Istanbul in March. To coincide with the event, the EEA published *Water Resources across Europe — confronting water scarcity and drought*, a report describing Europe's increasing susceptibility to severe water shortages. Following a press conference hosted by the Turkish Government, key issues arising from the report were highlighted during a keynote presentation by the EEA Executive Director.

EEA presented the issue of water pricing with respect to water scarcity and drought at the European Water Conference in Brussels in April. In September, EEA signed up to cooperate with the European Water Partnership.

The interrelated issue of managing water resources and the vulnerability to climate change impacts gained increasing attention in policy agendas in 2009. The European Topic Centre-Water (ETC/W) delivered a chapter to the Guidance document on adaptation and climate change in River Basin Management Plans, prepared by the European Commission and adopted by the EU water directors as part of the implementation strategy under the Water Framework Directive (WFD).

In a report published in September, *Regional climate change and adaptation — The Alps facing the challenge of changing water resources*, the EEA analysed the risks that climate change presents to the region's water supply and quality, identifying needs, constraints, opportunities, policy levers and options for adaptation. This work together with the work on water scarcity and drought mentioned above provided the basis for two articles entitled 'The European Alps adapt to changing water resources' and 'Water Scarcity and Drought in the Mediterranean' published in 'Change' magazine, which was distributed at the COP 15 in December.

### Bathing water quality online

In June 2009, EEA and the European Commission presented the annual

bathing water report, which assessed the bathing water quality in all 27 EU Member States in 2008. Overall, 96.3 % of Europe's coastal bathing waters and 92 % of inland bathing waters met the minimum water quality standards set by the EU Bathing Water Directive.

An on-line service is also now available, which allows users access bathing water quality information in the 21 000 coastal beaches and freshwater bathing sites across Europe using an interactive map.

The Water Information for Europe (WISE) (<http://water.europa.eu/en/welcome>) development providing information on water quality and quantity was taken forward in 2009 with further widening of the system architecture to integrate all water related directives, including the corresponding content in the E-PRTR. The reporting

processes for WFD (River Basin Management Plans), Nitrates and Urban Waste water Treatment Directives were designed and put into development.

Integration increased between EEA and Eurostat for information also collected in the Eurostat/Organisation for Economic Co-operation and Development (OECD) joint questionnaire. In addition, the process of updating the voluntary data flows on quality, quantity and emissions and biological data from countries was successfully conducted throughout 2009. In connection with these developments, new interactive maps in WISE were updated with 2008 data in time for the European Water Conference.

### Published reports, papers and web

- *Water resources across Europe — confronting water scarcity and drought*, EEA Report No 2/2009, [www.eea.europa.eu/publications/water-resources-across-europe](http://www.eea.europa.eu/publications/water-resources-across-europe)
- Chapter to the Guidance document on adaptation and climate change in River Basin Management Plans, prepared by the European Commission, [http://ec.europa.eu/environment/water/index\\_en.htm](http://ec.europa.eu/environment/water/index_en.htm)
- *The European Alps adapt to changing water resources*, article in Change magazine, No 3 (published in December 2009 for COP15), [www.changemagazine.nl/](http://www.changemagazine.nl/)
- 'Water Scarcity and Drought in the Mediterranean', article published in 'Change' magazine, which was distributed at the Copenhagen Climate Change summit, December 2009.
- *Quality of bathing water — 2008*, EEA Report No 6/2009, [www.eea.europa.eu/publications/quality-of-bathing-water-2008-bathing-season](http://www.eea.europa.eu/publications/quality-of-bathing-water-2008-bathing-season)
- Bathing water quality, [www.eea.europa.eu/data-and-maps/explore-interactive-maps/eye-on-earth](http://www.eea.europa.eu/data-and-maps/explore-interactive-maps/eye-on-earth)
- The Water Information for Europe (WISE), <http://water.europa.eu/en/welcome>

### Workshops, meetings and events

- Eionet NRC Freshwater workshop, 20–21 October 2009, Copenhagen

## Marine

EEA took an active role in supporting the implementation of the EU Marine Strategy Framework Directive (MSFD), facilitating the organisation of the data flows between the European Commission and Member States under the Directive and reporting responsibilities to the marine module of WISE. The marine aspect of WISE has been further developed with new maps on chlorophyll-a and nutrients. The marine indicators in the EEA core set of indicators were also updated accordingly.

In April, EEA participated in the preparation and launch of the MyOcean project under the GMES programme.

MyOcean is a European information service aiming to describe the oceans in three dimensions.

Further progress on the formulation of future GMES needs regarding marine services were addressed during the EEA international conference on Global Earth Observation Systems in May. The current gaps in observations and information were highlighted further by the high successful Oceans Day hosted by the EEA in December.

The Executive Director took an active part, as co-chair of the group of experts, in the start-up phase of a regular process for global reporting and assessment of the state of the marine environment, including socio-economic

aspects, under the coordination of several UN bodies.

Responding to a Resolution of the UN General Assembly and Law of the Sea, the group of experts delivered An Assessment of Assessments, a first step to improving our understanding of the oceans and to develop a global mechanism for delivering science-based information to decision makers and public.

Contributing to the European assessment of ecosystems undertaken by the EEA, the scoping study 'Fish Behind the Net' was developed with key experts, revised and endorsed leading to a first draft of the assessment by the end April.

### Published reports, papers and web

- Assessment of Assessments, [www.unga-regular-process.org](http://www.unga-regular-process.org)
- The MyOcean project, [www.myocean.eu.org](http://www.myocean.eu.org)

### Workshops, meetings and events

- Eionet NRC Marine/Coastal environment workshop, 4–5 November 2009, Copenhagen
- Oceans Day, 14 December 2009, Copenhagen, [www.globaloceans.org/content/oceans-day-highlights-need-focus-attention-oceans-coasts-and-sids-climate-negotiations-beyond](http://www.globaloceans.org/content/oceans-day-highlights-need-focus-attention-oceans-coasts-and-sids-climate-negotiations-beyond)

## 3 Cross-cutting themes



### Climate change impacts

The Earth's climate is changing and the impacts are already being felt in Europe and across the world.

The diversity of impacts and their magnitude were analysed by the EEA in 2008 in a report with the JRC and the World Health Organization (WHO), entitled *Impacts of Europe's changing climate – 2008 indicator-based assessment*. Throughout 2009, in connection with COP 15, EEA and its partners presented and discussed the report outcomes at numerous events, including the International Alliance of Research Universities (IARU) scientific climate

change conference held in Copenhagen in March. In order to enhance public access to the report's findings, the indicators were included in the EEA Indicator Management System.

In 2009, EEA also appraised existing and future data sources for climate change impact indicators to enhance the knowledge-base. In this context ETC/ACC experts participated in the first WHO meeting on indicators of climate change and health in May. These indicators, when regularly updated by WHO member countries, can provide a good contribution to future EEA climate change impact assessment studies.

EEA held an expert meeting on climate change tipping points in October to help assess thresholds for future global change with potential large-scale and irreversible impacts in Europe. Such an analysis can help assess the potential resilience of natural and human systems.

Reinforcing data and information on climate change remains a constant effort. EEA continued to work on identifying user data needs in preparation for a possible climate service under GMES. To that end, the EEA produced a paper in consultation with Eionet experts, which was presented at the GMES Advisory Council in June.

#### Published reports, papers and web

- Paper prepared in consultation with Eionet experts, presented at the GMES Advisory Council meeting, 12 June 2009
- Working paper on a possible roadmap for EURRA, linked to a possible extended global reanalysis.

#### Workshops, meetings and events

- Expert meeting on EURRA (European climate reanalysis), 11–12 February 2009, EEA, Copenhagen
- IARU scientific climate change conference, 10–12 March 2009, Copenhagen
- JRC meeting on climate change services and research needs, 30–31 March 2009, Ispra
- WHO meeting on indicators of climate change and health, 14–15 May 2009, Bonn
- Expert meeting on climate change tipping points/elements, 12–13 October 2009, EEA, Copenhagen





Additionally, EEA organised an expert meeting on EURRA (European climate reanalysis) in February and prepared a working paper on a roadmap for EURRA linked to a possible extended global reanalysis. EEA also participated in a JRC meeting on climate change services and research needs in March.

### **Adaptation and vulnerability**

In April 2009 the European Commission presented a White Paper setting out a framework for adaptation measures and policies to reduce the European Union's vulnerability to the impacts of climate change. It outlines the need to create a clearing house by 2011 to facilitate the exchange of information on climate change risks, impacts and best practices between governments, agencies and organisations working on adaptation policies.

EEA participated in several technical meetings with the European Commission to discuss a draft concept note on the scope and functionalities of a clearing house. The note was presented and discussed at various meetings, including the Eionet workshop on impacts, vulnerability and adaptation in early summer 2009.

The climate change section of the EEA website was improved with the addition of an overview of national vulnerability assessments and adaptation strategies. The development of national and regional adaptation strategies accelerated in 2009, which were the subject of several meetings throughout the year. For example, twenty-five countries attended the EEA-Eionet meeting on impacts, vulnerability and adaptation, and most gave presentations on their national adaptation strategies.

Risk prevention and management policies such as the EU Directive on Flooding increasingly take climate change adaptation into account. EEA prepared a draft report on existing data and information on major natural disasters and participated in various related conferences, including a disaster prevention workshop organised by the Swedish EU Presidency in July.

In September, EEA published a report, *Regional climate change and adaptation – The Alps facing the challenge of changing water resource*, illustrating the many dimensions of climate change adaptation. Drawing on the most recent knowledge of conditions in the Alps and experiences across the region, the report analyses the risks that climate change presents to the region's water supply and

quality, identifying needs, constraints, opportunities, policy levers and options for adaptation. It also presents some policy guidance on adaptation practice and aims to assist regional and local stakeholders in developing robust adaptation strategies. The report was presented at a number of conferences, including a side event at COP 15.

Several articles on climate change impacts, vulnerability and adaptation were published and ETC/ACC finalised a technical paper on the subject in eastern and south-eastern Europe.

2009 was dominated by COP 15 and EEA staff participated in a significant number of meetings and workshops including Commission meetings, EU coordination meetings, UNFCCC negotiations on adaptation and deforestation, and many side events. EEA presentations were also featured in COP 15 side events on coastal areas and marine and climate change (organised by DG Maritime Affairs and Fisheries) and on EU approaches to climate change adaptation (organised by DG Environment). The report on adaptation in the Alps was presented at the latter side event. In addition, three articles were prepared in a Dutch magazine, 'Climate Change', which was widely disseminated (10 000 copies) at COP 15 and beyond.

### **Published reports, papers and web**

- *National adaptation strategies*, [www.eea.europa.eu/themes/climate/national-adaptation-strategies](http://www.eea.europa.eu/themes/climate/national-adaptation-strategies)
- *Regional climate change and adaptation — The Alps facing the challenge of changing water resources*, EEA Report No 8/2009, [www.eea.europa.eu/publications/alps-climate-change-and-adaptation-2009](http://www.eea.europa.eu/publications/alps-climate-change-and-adaptation-2009)
- *Cities of the future — how will European cities adapt to new climate conditions?*, [www.eea.europa.eu/articles/cities-of-the-future-2013-how-will-european-cities-adapt-to-new-climate-conditions](http://www.eea.europa.eu/articles/cities-of-the-future-2013-how-will-european-cities-adapt-to-new-climate-conditions)
- *Information on climate change has improved — but not enough*, [www.eea.europa.eu/articles/more-and-better-knowledge-needed-to-help-find-the-best-possible-climate-change-adaptation-options](http://www.eea.europa.eu/articles/more-and-better-knowledge-needed-to-help-find-the-best-possible-climate-change-adaptation-options)
- *Climate change: diverse threats call for a united response*, [www.eea.europa.eu/articles/adaptation-to-climate-change-2014-a-regional-and-territorial-challenge](http://www.eea.europa.eu/articles/adaptation-to-climate-change-2014-a-regional-and-territorial-challenge)
- Technical paper on climate change impacts, vulnerability and adaptation in Eastern and South-Eastern Europe (by ETC/ACC)
- Draft technical paper on environmental impacts of major natural disasters and technological accidents in Europe was prepared by ETC/LUSI, comments were provided and several sections were rewritten extensively and more improvements are needed early 2010
- An email survey on principles of (good) adaptation was performed to wide audience by ETC ACC and initial results were received (further analysis will be done in 2010)

### **Workshops, meetings and events**

- AER conference on regional answers on climate change, 30–31 March 2009, Limoges
- IARU scientific conference on climate change. (Participation; presentations on the Alps and economic costs of climate change and adaptation; rapporteur for the session on coastal zones and marine resources), 10–12 March 2009, Copenhagen,
- EU Informal Environment Council. (EEA Executive Director delivered a presentation on climate change impacts, vulnerability and adaptation), 14–15 April 2009, Prague
- Meeting on EU Adaptation White Paper organised by the EU representation in Denmark, 22 April 2009,
- Participation in EPA Network interest group on adaptation, 27–28 April 2009, Rome
- European Investment Bank seminar, (presentation), 12 May 2009
- CIRCLE (Climate Impact Research Coordination for a Larger Europe) Workshop on National Adaptation Strategies, 17–18 June 2009, Budapest
- Eionet meeting on impacts, vulnerability and adaptation, 29 June–1 July 2009, Copenhagen

### Alps report – Eye witness

My name is Carmen de Jong and I am professor of physical geography and research manager at the Mountain Institute, University of Savoy, Chambéry, France. I coordinate an alpine space project 'Water Management Strategies against Water Scarcity in the Alps' with 17 partners in five countries. I am working as a leader in the ClimAlpTour project on 'Climate change impacts on tourism in the alpine region'.

Through my intense networks of partners in science and the real world, I was able to distribute the EEA report widely. I have distributed approximately 60 copies already, mostly to my alpine space partnership and my own trainees, which includes not only regional and local governments but also economical alpine societies, national research institutes etc.

The report is very welcome amongst all levels of stakeholders and end-users. As a result, it has been distributed to the environmental unit of the regional government Rhone-Alpes, to tourism organisations, MITRA, Rhone-Alpes tourisme and to France Montagne, amongst others.

Many small stakeholder groups are also interested in the report, in particular at the local village level in mountain communities, including farmers and local environmental associations.

I have presented the report widely including a Master Class on Applied Mountain Research at the SciTech09 in Brussels, at alpine space project meetings, an ERASMUS winter school in Salzburg this year as well as in lectures for students of management and tourism studies.

At the scientific level I have distributed the report as far as the AGU in San Francisco, USA in December 2009, where mountain scientists (geomorphologists, hydrologists, cryosphere researchers etc) were delighted to see a coherent publication on a timely topic coming from European Alps. What struck the researchers most was the fact that this is an interdisciplinary publication with stakeholder experience.

When I distribute the report I emphasise the fact that it has been thoroughly reviewed, both by scientists and by policy-makers. The professionalism of layout and organisation speaks for itself, and the report is generally seen as an important document that has been missing so far for the Alps.

Prof. Carmen de Jong



## Ecosystems

Several processes have strongly influenced EEA work on ecosystem accounting, in particular green economy initiatives such as TEEB, the United Nations Environment Programme (UNEP) Global Green New Deal (GGND), the European Commission's Beyond GDP activities, amid growing interest more broadly in integrating ecosystem assessments into a range of policies.

### Simplified ecosystem accounting

EEA was involved in developing a simplified framework to support fast track implementation of ecosystem accounting in Europe. The ideas were presented in various forums, including discussions on environmental tax reform and the revision of the UN framework for environmental statistics in New York.

An integrated framework for carbon/bio-carbon ecosystem accounting was developed and underwent first tests. A study on Europe's virtual land use 1995–2005 was undertaken and a report on Mediterranean wetlands ecosystem accounts was produced.

At the request of the UN Committee of Experts on Environmental-Economic Accounting (UNCEEAA), EEA sought clarification from the UN Food and Agriculture Organisation (FAO) with respect to land classification issues at two meetings. A discussion on the Strategy for integrated Environmental and Economic Accounting (SEEA) approach to valuation of ecosystem

services versus ecosystem capital maintenance was also undertaken at the UNCEEAA meeting in June.

EEA convened a 2nd international workshop on Common International Classification of Ecosystem Services (CICES) in December, following on from the 1st workshop in December 2009. Preliminary agreement was reached on a simplified classification for use in the SEEA Revision and a process agreed for finalising the proposed classification by early 2010.

### Ecosystem monitoring

The first European GlobCorine land cover map with 300 m resolution using the Corine classification and the GlobCover data produced by the European Space Agency (ESA) was launched at EEA in November. Work continues to include monitoring of annual land cover changes so that the data can be used for ecosystem capital accounting at the global level.

EEA also participated in the ESA GlobWetlands II project, which will in due course provide another data strand for global ecosystem capital accounts, and in the launch of the Mediterranean Wetlands Observatory, a key potential collaborator in future ecosystem accounts for wetlands.

### European ecosystem assessment

With the European Ecosystem Assessment (Eureca) project, EEA continued to make progress towards a European ecosystem assessment focusing in 2009 on project

consolidation, analytical underpinning and stakeholder outreach. Eureca will also contribute to the European follow up to the Millennium Ecosystem Assessment (MA) in cooperation with the European Commission and other actors. The beginning of 2009 saw a consolidation of project planning and the establishment of a dedicated project website: <http://eureca.ew.eea.europa.eu>.

Analytical underpinning focused largely on the development of accounts for terrestrial ecosystems and a framework for accounting for marine ecosystems. In parallel, a pilot study was carried out to explore the possibilities for using short-term 'what if' scenarios, based on ecosystem accounts, to support decision making processes that transcend environmental (e.g. biodiversity, climate change) and sectoral policy objectives (agriculture, energy, regional). Three test cases studies were developed, addressing urban sprawl and green infrastructure; water and climate change; and agriculture productivity under different land use conditions. Work will continue in 2010 to move from test cases to operational analysis.

Outreach activities were an important focus in 2009. A strategic liaison with UNEP and the Science for the Carpathians (S4C) network was established regarding a mountain assessment. A presentation of the Eureca approach was given to the UNEP Working Group on Environmental Assessment and contacts were established with the JRC to explore opportunities for cooperation on mapping ecosystem services.

EEA also followed the UNEP-led Millennium Ecosystem Assessment

### Published reports, papers and web

- *Land Cover Classification for Land Cover Accounting*, paper submitted to 14th Meeting of the London Group on Environmental Accounting, Canberra, April 2009, [http://unstats.un.org/unsd/envaccounting/londongroup/meeting14/LG14\\_9a.pdf](http://unstats.un.org/unsd/envaccounting/londongroup/meeting14/LG14_9a.pdf)
- *Measuring what matters: ecosystem accounting*, Note for TEEB D1, May 2009
- *Trends in EU virtual land flows: EU agricultural land use through international trade between 1995–2005*, Manel van der Sleen under NUC contract, June 2009
- *Land cover and land use classifications in the SEEA revision*, EEA and FAO for UNCEEA, June 2009
- Comments on the draft summary report of the Commission on the Measurement of Economic Performance and Social Progress and proposals for a swift implementation of basic adjustments to the SNA, July 2009
- *Accounting for the Maintenance of Agro-Ecosystems' Total Ecological Potential*, FAO Seminar on Economic Accounts and Economic-Environmental Accounts for Food and Agriculture: Design and Practice, at the 57th Session of the International Statistics Institute, August 2009, Durban
- *Towards a Common International Classification of Ecosystem Services (CICES) for Integrated Environmental and Economic Accounting*, NUC report, December 2009
- *EURECA website*, <http://eureca.ew.eea.europa.eu>

### Workshops, meetings and events

- 57th Session of the International Statistics Institute, August 2009, Durban
- *Environmental statistics, monitoring and assessment — Reflections by the European Environment Agency on the FDES Role and Revision*, UN Statistics Division in collaboration with Statistics Canada Expert Group Meeting on the Framework for the Development of Environment Statistics, 10–12 November 2009, New York, [http://unstats.un.org/unsd/environment/FDES/EEA\\_Presentation.pdf](http://unstats.un.org/unsd/environment/FDES/EEA_Presentation.pdf)
- *Carbon Accounting from an ecosystem perspective: towards a fast track implementation in Europe*, presentation at the EEA Management Board/Directors Meeting for Environment Statistics and Accounts (DIMESA), 24 November 2009
- *Ecosystem Capital Accounting: towards a fast track implementation in Europe*, presentation to London Group on Environmental Accounting, December 2009, Wiesbaden, [http://unstats.un.org/unsd/envaccounting/londongroup/meeting15/LG15\\_15b\\_2.pdf](http://unstats.un.org/unsd/envaccounting/londongroup/meeting15/LG15_15b_2.pdf)
- Climate change, GDP and measurements of prosperity, COP 15 side event held at EEA headquarters, 18 December 2009, Copenhagen

follow up process, and in this context contributed substantially to the publication of a manual for (ecosystem) assessment practitioners. Tools and approaches for developing general and targeted ecosystems assessments were piloted and are currently under review via internal and external consultation. A high-level stakeholder consultation has given interesting insights into the views of policymakers, planners and stakeholder groups on what the term 'ecosystem services' means. This will be utilised in future Eureca-related outputs.

### Environment and health

EEA work on environment and health in 2009 could be divided into three main areas:

- external networking with the EU, international bodies and professional communities;
- launch of the Eionet National Reference Centre (NRC) for Environment and Health;
- contributions to SOER 2010.

### External networking

EEA cooperated closely with WHO Europe in preparation for the Fifth Ministerial Conference on Environment and Health to be held in 2010. EEA participated in high-level preparatory meetings and the European Environment and Health Committee (EEHC) sessions. EEA also supported the development of conference documents, notably the Parma conference Declaration, and a working paper on climate change and health.

#### Published reports, papers and web

- *Pharmaceuticals in the Environment*, EEA Technical report No 1/2010, [www.eea.europa.eu/publications/pharmaceuticals-in-the-environment-result-of-an-eea-workshop](http://www.eea.europa.eu/publications/pharmaceuticals-in-the-environment-result-of-an-eea-workshop)
- Supported the establishment of an EPA Network discussion forum on environment and health, [http://epanet.ew.eea.europa.eu/epa\\_private/fo1680923/fo1804183/environment-and-health/forum/tpc405328](http://epanet.ew.eea.europa.eu/epa_private/fo1680923/fo1804183/environment-and-health/forum/tpc405328).

#### Workshops, meetings and events

- First workshop of the Eionet NRC on Environment and Health, 13 November 2009, EEA, Copenhagen, [www.eea.eionet.europa.eu/Members/irc/eionet-circle/environment\\_health/library](http://www.eea.eionet.europa.eu/Members/irc/eionet-circle/environment_health/library)
- Workshop: 'Environment and human health; towards the ecosystem perspective' at the European Public Health Conference EUPHA, ASPHER, 25–28 November 2009, Lodz, Poland, [www.eupha.org/site/past\\_conference\\_2009.php](http://www.eupha.org/site/past_conference_2009.php)
- ERA-ENVHEALTH General Assembly (participation as the member of the External Advisory Committee), 23–25 September 2009, Rome
- Multiple Stressors — Novel Methods for Integrated Risk Assessment. Final conference of the FP6 NoMiracle consortium; keynote lecture: 'Protecting human health and ecosystems — connecting novel research, practice and policy on multiple stressors', 28–30 September 2009, Aarhus, [http://nomiracle.jrc.ec.europa.eu/Pageslib/Conference\\_09\\_09.aspx](http://nomiracle.jrc.ec.europa.eu/Pageslib/Conference_09_09.aspx),
- International Meeting Health and Environment, IMHE 2009, Italian National Institute for Health, invited plenary lecture: Air quality and human health — the urban environment perspective, 9–11 December 2009, Rome, [www.iss.it/imhe-2009/](http://www.iss.it/imhe-2009/)

Cooperation with EU organisations continued, in particular with the JRC through work on a joint report on Environment and Health (to be published in 2010), and organisation of joint events, and with the European Centre for Disease Control (ECDC) in the area of climate change and health. The work on the EEA/JRC report on Environment and Health (to be published in 2010) was and is facilitated by a dedicated EnviroWindows portal: <http://ew.eea.europa.eu/EHreport2010>.

Contacts were strengthened with the research and professional communities, through participation at several international environment and health conferences; acting as a member of advisory groups at relevant projects supported by the Directorate-General for Research (DG Research); and through the organisation (in cooperation with JRC) of the workshop on the ecosystems and the benefits to human health at the European Public Health Association conference held in Lodz, Poland in November 2009.

### **Eionet: NRC for Environment and Health**

A successful first workshop of the Eionet NRC on Environment and Health was held in November. This brought together a wide range of experts from most EEA member countries and included productive

discussions on how to collaborate together on country-level analysis for the remainder of the 2009–2013 strategy period. In cooperation with the Scottish Environment Protection Agency (SEPA), an environment and health discussion forum was also initiated on the SEPA network website.

### **Contributions to SOER 2010**

In cooperation with the authors of thematic assessments, work on incorporating environment and health aspects into SOER 2010 Part B started, addressing both human and environmental systems. Substantial contributions were also made to the SOER Synthesis and human health aspects with respect to SOER Part A.

### **Maritime**

EU policies aim to improve significantly the way EU marine resources, maritime space and assets are managed by preserving the underlying ecosystems. In November 2009, the Council of the European Union acknowledged the achievements of the Integrated Maritime Policy and emphasised 'the importance of further enhancing the economic potential of maritime Europe within the concepts of sustainability in line with the Marine Strategy Framework Directive.

The Council's conclusions underline the important role of maritime spatial planning, providing additional impetus for EEA to continue developing EEA/Eionet capacity in the cross-cutting maritime work area.

A related EEA/Eionet workshop in Trieste, Italy was organised in November to support the formation of a new EEA cross-cutting work area on maritime and coastal assessments. The meeting took place immediately after a technical workshop organised by the emerging International Coastal Atlas Network (ICAN). The EEA/Eionet workshop enabled European maritime and coastal experts to explore opportunities arising from ICAN work on interoperability of regional and national coastal atlases across the world and to encourage support and contributions for similar work in Europe.

At the workshop, EEA presented its approach and activities in the area of marine and coastal assessments, supporting key developments led by the European Commission. Among these developments are:

- preparatory actions towards establishing a European Marine Observation and Data Network (EMODNET), including seabed habitat mapping and a scientific and technical design of the EMODNET secretariat;

### **Workshops, meetings and events**

- ICAN technical workshop, 16–18 November 2009, Trieste, Italy
- EEA/Eionet workshop, 18–19 November 2009, Trieste, Italy

- scoping studies on the economic costs of climate change in coastal areas and on needs for maritime socio-economic statistics;
- contribution to the Atlas of the Seas (preparations of which are already advanced) with a working paper entitled 'Towards common methodology for multi-dimensional and functional mapping of European seas';
- contributions to developing the concept of the maritime spatial planning, the draft communication and action plan for the EU Strategy for the Baltic Sea Region, and the Integrated Coastal Zone Management Protocol for the Mediterranean.

### **Sustainable consumption and production (SCP) and waste**

In 2009, EEA work in the area of SCP focused on supporting global, EU and national activities on SCP, resource and waste management, through strengthening the analytical base. The EEA is supported by the European Topic Centre on Sustainable Consumption and Production (ETC/SCP) in this area for a period of five years, commencing January 2009.

### **SCP assessments and indicators**

EEA developed a framework of SCP indicators for reporting purposes, based on most relevant policy needs. The framework was very well received at the Eionet workshop on SCP in September 2009. At that event, sixty-eight

participants discussed the indicators and SCP fact sheets and agreed how to work together in the next four years. The indicator framework will form the basis for identifying and implementing best available and most needed indicators in 2010 and beyond.

The Executive Director played an active role in the International Panel on Sustainable Resource Management, and EEA made specific contributions to reports on decoupling and prioritisation, including a compilation of 19 country case studies developed with Eionet. EEA also contributed to the Panel's 2009 report, *Towards sustainable production and use of resources: Assessing Biofuels* ([www.uneptie.org/scp/rpanel/Biofuels.htm](http://www.uneptie.org/scp/rpanel/Biofuels.htm)).

EEA identified twenty-seven activities that individuals could do to help combat climate change and calculated

#### **Published reports, papers and web**

- *Waste without borders in the EU? Transboundary shipments of waste*, EEA Report No 1/2009, [www.eea.europa.eu/publications/waste-without-borders-in-the-eu-transboundary-shipments-of-waste](http://www.eea.europa.eu/publications/waste-without-borders-in-the-eu-transboundary-shipments-of-waste)
- *Diverting waste from landfill — Effectiveness of waste-management policies in the European Union*, EEA Report No 7/2009, [www.eea.europa.eu/publications/diverting-waste-from-landfill-effectiveness-of-waste-management-policies-in-the-european-union](http://www.eea.europa.eu/publications/diverting-waste-from-landfill-effectiveness-of-waste-management-policies-in-the-european-union)
- EEA website: *Household consumption*, [www.eea.europa.eu/themes/households](http://www.eea.europa.eu/themes/households)
- EEA website: *Waste and material resources*, [www.eea.europa.eu/themes/waste](http://www.eea.europa.eu/themes/waste)
- Website of the European Topic Centre on Sustainable Consumption and Production, <http://scp.eionet.europa.eu>

#### **Workshops, meetings and events**

- Eionet workshop on SCP, 24–25 September 2009, Fribourg, Switzerland, <http://scp.eionet.europa.eu/announcements/ann1259934472>



their potential to reduce greenhouse gases. These findings were used as the basis for the EEA initiative, 'Bend the Trend' ([www.bendthetrend.net](http://www.bendthetrend.net)).

EEA also actively supported the World Economic Forum's Initiative on Driving Sustainable Consumption. Furthermore, EEA engaged as a supporting organisation to the European Food SCP Roundtable and participated in the launch of the EU Retail Forum.

In the area of sustainable chemicals, data and analysis, which show high level of resource use by the chemicals industry, were presented at several conferences and workshops.

### Waste assessments and indicators

Supporting the implementation of the revised Waste Framework Directive and other waste directives, in 2009 EEA published analyses of the effectiveness of policies to divert waste from landfill and transboundary shipments of waste. EEA also provided input to the Czech EU Presidency on trends in recycling markets as support to discussions on how these markets are impacted by the financial and economic crises.

Updated EEA projections on greenhouse gas emissions from waste management show the considerable contribution that good waste management can make to reducing GHG emissions. The results form the basis for an EEA publication in 2010.

### SCP, waste and SEIS

In the framework of SEIS and Eionet, EEA finalised twenty country fact sheets with information on waste policies in individual EEA member countries in late 2009 for publication in early 2010 ([http://scp.eionet.europa.eu/facts/factsheets\\_waste](http://scp.eionet.europa.eu/facts/factsheets_waste)).

Furthermore, six pilot SCP country fact sheets with information on general SCP policies and consumption policies were presented at the Eionet workshop on SCP. The EEA worked with Eurostat, DG Environment and JRC to establish and run the data centres on resources and products.

### Land use

Tensions are rising almost everywhere in Europe and beyond between societal demand for resources and space, and

the capacity of the land to meet these needs. This is leading to unprecedented changes in landscapes, ecosystems and the environment. In this context, the dynamics of urbanisation — soon 80 % of Europeans will live in cities — are critical to the formulation of management policies.

To analyse these themes, the EEA published a report, *Ensuring quality of life in Europe's cities and towns* in May 2009. It describes the challenges of ensuring quality of life in the long run for all social groups, and the crucial importance of sustainability in spatial development and the environment's role as our life supporting system. As a follow-up urban assessment, EEA has initiated work on the 'urban metabolism' concept, to enhance the issue of resource flows in the wider spatial analysis context.

To assess potential imbalances in the allocation of EU structural and cohesion (regional development) funds towards environmental priorities, EEA released the report, *Territorial cohesion — Analysis of environmental aspects of the EU Cohesion Policy in selected countries*. It evaluates, *ex post*, the effectiveness and, where possible, the effects of disbursing structural and cohesion

#### Published reports, papers and web

- *Ensuring quality of life in Europe's cities and towns*, EEA Report No 5/2009, [www.eea.europa.eu/publications/quality-of-life-in-Europes-cities-and-towns](http://www.eea.europa.eu/publications/quality-of-life-in-Europes-cities-and-towns)
- *Territorial cohesion — Analysis of environmental aspects of the EU Cohesion Policy in selected countries*, Technical report No 10/2009, [www.eea.europa.eu/publications/territorial-cohesion-2009](http://www.eea.europa.eu/publications/territorial-cohesion-2009)

#### Workshops, meetings and events

- EEA expert meeting on territorial cohesion, June 2009

funds to achieve environmental goals in three pilot countries: Austria, Italy and Spain.

On the related theme of territorial cohesion, specifically land pricing issues, EEA organised an expert meeting in June. The meeting aimed to address the topics of data needs and policy relevance, prior to a report to be published in 2010.

As an important background layer of information for land use analysis, all data with a spatial dimension have been integrated in order to interrelate them and provide the appropriate substrate of references and spatial data to cover different user needs. First and foremost, land cover data sets (Corine 2006) were integrated and processed to derive products such as soil sealing maps for European cities. In parallel, a reference hydrosystem layer was developed for all EEA-related assessment activities such as ecosystem accounts (biodiversity, carbon, water). Strongly related to and populated with land cover, population and climatic information, it will host WISE elements reported under WFD. The experience acquired from this work will benefit the stepwise integration and assimilation of spatial data with many uses (addressing for example vulnerabilities, biodiversity and ecosystem accounts) planned for coming years.

### **Agriculture and forestry**

With farmers managing almost half of the EU land area, the agricultural sector has a significant influence on Europe's environment. Current changes in agricultural land use together with intensive agricultural practices, in particular, are major causes of declining biodiversity in Europe.

In 2009, EEA conducted a study reviewing whether the considerable EU Common Agriculture Policy (CAP) subsidies and their targeting are likely to favour the maintenance of high-nature value farmland. The study was an extended follow up to the EEA-UNEP joint message in 2004, which, at the time, concluded that the success of targeting of such funds was limited. Following a consultation of countries and European Commission services, the study was finalised in 2009 and will be released as an EEA technical report in early 2010. In addition, EEA also worked with the European Court of Auditors (ECA) to establishing criteria for auditing agri-environment schemes of the EU rural development policy.

Work continued under the Memorandum of Understanding on Agri-Environment Indicators, which brings EEA together with DG Agriculture, Eurostat and JRC. This was also a cross-cutting activity, linking with water issues and the SEBI 2010 process and indicators that will inform

a Eurostat report to be launched in 2010. Apart from the existing networking activity with DG Environment, DG Agriculture and Eurostat, EEA also reinforced its links to JRC and Organisation for Economic Cooperation and Development (OECD) in this area during 2009.

In Europe demand for forest resources is currently growing, while major threats to the forest ecosystems are being identified, as assessed by the EEA in its 2008 report on forest biodiversity. In 2009 EEA evaluated opportunities to provide targeted contributions to the International Year of Forests 2011, as well as to related preparatory actions and major policy events in 2010 covering issues on land use, climate change adaptation and biodiversity.

EEA presented at a Swedish EU Presidency conference in Uppsala, Sweden, in November, with the theme, 'Future forest monitoring in the European Union — Providing information for multifunctional forest management'. The conference promoted streamlined European forest monitoring capable of delivering the information needed to support policies concerning European forest ecosystems.

EEA also developed its networks with partner organisations, notably the Food and Agriculture Organization of the UN (FAO), The Global Network for Forest Science Cooperation (IUFRO),

#### **Workshops, meetings and events**

- Swedish EU Presidency conference 'Future forest monitoring in the European Union — Providing information for multifunctional forest management', 11–12 November 2009, Uppsala, Sweden

the UNECE and Forest Europe. It also extended to JRC (specifically the Group of Four's European Data Centre for Forest), with whom EEA has already established good cooperation in recent years in connection with the SEBI 2010 project. Networking was also enhanced with DG Environment, specifically the Ad-Hoc Group on Biodiversity and Climate Change.

In the global sphere, EEA engaged with the Extended Working Group on Forests under the aegis of the CBD, and with the UN Reducing Emissions from Deforestation and Forest Degradation in Developing Countries (REDD) programme, in preparation for future ecosystem assessments in the EEA region.

## Energy

### *Energy and environment reporting mechanism (EERM)*

During 2009, EEA updated its energy and environment indicators with 2007 data. In addition, EEA strengthened

its relationship with the European Commission's Odyssee process, addressing energy efficiency data and indicators, in order to improve coverage of energy efficiency.

EEA finalised a working paper on supporting energy efficiency measures in the residential sector in preparation for SOER 2010. In August 2009, ETC/ACC presented a study, 'Life cycle analysis of GHG and air pollutant emissions from renewable and conventional electricity, heating, and transport fuel options in the EU until 2030'. EEA prepared three other working papers reviewing literature on renewable potentials, costs (for solar and geothermal) and future developments up to 2050. Most of the findings will be integrated into the cross-sectoral analysis being prepared for SOER 2010 and the planned energy and environment report in 2010.

In June 2009, the report, *Europe's on-shore and off-shore wind energy potential* was published. Due to the very technical nature of the report it was given a low profile launch. Nevertheless it attracted a large number of requests for additional

information, as well as invitations to speak at conferences.

Over two days in June, capacity-building training on renewable energy was held in Turkey. A background paper on renewable energy potentials in Europe was prepared by ECOFYS and made available to participants. A final report which summarised the discussions at the capacity-building workshop (status as EEA working paper) was also prepared and distributed to counterparts in Turkey.

Several other key activities occurred in 2009 in the energy and environment area. EEA held an Eionet workshop on energy and environment on 4–5 June 2009, with a good participation from member countries. EEA has also established a new framework contract for energy assessment. Finally, the European Topic Centre on Air and Climate Change (ETC/ACC) elaborated a draft methodology to estimate potentials for hydro power, taking into account environmental constraints, and will complete this work in early 2010.

#### **Published reports, papers and web**

- *Europe's on-shore and off-shore wind energy potential*, EEA Technical report No 6/2009, [www.eea.europa.eu/publications/europes-onshore-and-offshore-wind-energy-potential](http://www.eea.europa.eu/publications/europes-onshore-and-offshore-wind-energy-potential)
- Life cycle analysis of GHG and air pollutant emissions from renewable and conventional electricity, heating, and transport fuel options in the EU until 2030, ETC/ACC, [http://eea.eionet.europa.eu/Public/irc/eionet-circle/energy/library?l=/environment\\_10-1105/electricity\\_transport/\\_EN\\_1.0\\_&a=d](http://eea.eionet.europa.eu/Public/irc/eionet-circle/energy/library?l=/environment_10-1105/electricity_transport/_EN_1.0_&a=d)

#### **Workshops, meetings and events**

- Eionet workshop on energy and environment, 4–5 June 2009, EEA, Copenhagen
- Capacity-building training on renewable energy, 18–19 June 2009, Turkey

## Transport

In 2009, EEA conducted a stakeholder review of a prototype Geographically Specific Transport Emission Inventory (GSEI), which was developed in 2008. The prototype covers the London-Paris transport corridor. EEA member countries and experts provided feedback concluding that the concept was interesting but demanded too much data to be feasible for large-scale implementation at present. There was therefore a need for EEA to consider working with partners to develop a more detailed dataset on traffic flows (in particular road traffic) before going further with the GSEI concept.

The Transport and Environment Reporting Mechanism (TERM) 2008 report was launched at the European Parliament's Committee on Transport and Tourism (TRAN) in March 2009. Coinciding with both a G20 and a NATO summit, the launch received good press coverage. The report focused on the need for transport demand management to meet Europe's ambitious climate targets. The report was supplemented by a workshop on transport demand management, also in March, based on *Beyond transport policy – exploring and managing the external drivers of transport demand*, a report published at the end of 2008. Work on

the next TERM report (to be launched in 2010) commenced and the focus will be greenhouse gas mitigation.

ETC/ACC produced a report in 2009 on one greenhouse gas mitigation option – the introduction of electric vehicles. The report provided background material for presentations such as the Eco-Experience event in October, where a highly efficient vehicle produced by an EU-funded research project was presented to the public in Copenhagen. The EEA Communications Programme also developed a video based on the report, which will be available on the EEA website in early 2010.

An ETC/ACC report on transport and air quality in cities was received and approved, and it will be made available as an ETC technical paper in due course. Work on transport scenarios is also under way. An expert workshop on elaboration of scenarios was held in November and further stakeholder activities are planned for 2010.

Preparatory work on CO<sub>2</sub> emissions from cars has commenced in preparation for taking over responsibility for the reporting mechanism under EU Directive 443/2009 when formal reporting starts in 2011. Work in 2009 consisted of helping develop implementing provisions

for the Directive and mobilising EEA resources.

Finally, EEA supported the review of the trans-European transport network (TEN-T) policy by participating in the TEN-T review expert group on methodology issues. This group will develop a draft evaluation methodology for TEN-T to be applied for the next decade. Work will continue in 2010.

**Published reports, papers and web**

- *Transport at a crossroads. TERM 2008: indicators tracking transport and environment in the European Union*, EEA Report No 3/2009, [www.eea.europa.eu/publications/transport-at-a-crossroads](http://www.eea.europa.eu/publications/transport-at-a-crossroads)
- ETC/ACC Technical paper on environmental impacts and impact on the electricity market of a large scale introduction of electric cars in Europe — critical review of literature, <http://air-climate.eionet.europa.eu/announcements/ann1259323482>

**Workshops, meetings and events**

- Presentations on transport related work at nine conferences across Europe
- Transport Futures, 5–6 March 2009, Chatham House, London
- Transvision 2050 stakeholder conference, 9–10 March 2009, European Commission, Brussels
- European Fuels Conference, World Refining Association, 10–11 March 2009, Paris
- Workshop on transport demand management, 24–25 March 2009, EEA, Copenhagen
- Future of Aviation, ACARE, 30–31 March 2009, Brussels
- BP Sustainability Forum, Spanish Energy Club, 1–2 June 2009, Madrid
- Eionet TERM workshop, 15–16 June 2009, EEA, Copenhagen
- TEN-T annual meeting, Commission, 21–22 October 2009, Naples
- Sustainable European Infrastructures, EEAC, 22–23 October 2009, Dubrovnik
- European transport 2050, European Commission, 10 November 2009, Brussels
- Expert workshop on elaboration of transport scenarios, 23 November 2009, EEA, Copenhagen
- Train to Copenhagen, CER/UNDP/WWF, 5 December 2009, Brussels-Copenhagen

## 4 Integrated environmental assessments



### SOER 2010

In 2009, work started on 'SOER 2010', the flagship report of the EEA, providing analysis on the state of and outlook for the environment in Europe. Work on SOER 2010 supports evaluation of the European Community's 6th EAP. Climate change, environment and health, nature and biodiversity, and sustainable use of natural resources are key focuses in this regard.

SOER 2010 is divided into four main sections:

- Part A of the report explores the future global context for Europe's environment and policy in the years to 2050;
- Part B comprises an integrated assessment of the environment's state and trends, economic and social drivers and policy responses in the period to 2020;
- Part C analyses national environmental trends and policies in EEA member and cooperating countries;
- the SOER Synthesis summarises key messages and develops a systemic perspective to environmental trends and policy.

Developing and implementing such large-scale and complex environmental reporting requires coordination of input, analysis and consultation among a wide range of staff and partners. Key contributors include Eionet partners; DG Environment and other Commission partners; the JRC; ETCs; and consultants. To facilitate the success of this ambitious project, EEA established a series of SOER teams with specific remits early in the process.

The main milestones in project implementation during 2009 were:

- establishment of the SOER web portal, which serves as the main platform for sharing draft documents and other information;
- regular feedback on the project to Eionet, in particular via NFP meetings;
- development of guidance documents for the main assessment components;
- Eionet consultation on the first draft assessments under Part B;
- development of an annotated outline of the SOER Synthesis approved by the EEA Management Board;

- development of a targeted SOER communication and web strategy.

SOER 2010 made substantial progress during 2009. Regular updates and revised drafts are available on the web portal: <http://soer2010.ew.eea.europa.eu>.

### Regional and global assessments

A consultation meeting relating to the 2011 Environmental Ministerial conference was organised by EEA in July 2009. An EEA proposal for an Assessment of Assessment for the region, inspired by the first 'Assessment of Assessments' (AoA) of the state of the marine environment completed under the guidance of the United Nations General Assembly (UNGA) in 2009 was welcomed by participants. It will help secure SEIS for the European Neighbourhood Policy programme.

Building on lessons learned from the four environment assessment reports for the previous Ministerial conferences, the overall goal is to assess the regional needs, priorities and sustainable long-term reporting mechanisms in place.

Concrete proposals to this effect will be submitted to the Ministers in 2011,



including recommendations on how to develop SEIS in the region. The first consultation meeting in July was followed by the official endorsement of the proposal at the UNECE, Committee on Environmental Policy (UNECE/CEP) meeting in October. A Steering Group was proposed to coordinate the preparation of the report co-chaired by EEA and Kazakhstan. The preparatory work will be carried out in 2010.

EEA, in cooperation with other partners, contributed to the UNEP/Mediterranean Action Plan (UNEP/MAP) State of Environment and Development Report (SOED), in particular with a section on Horizon 2020 – the international initiative to tackle pollution in the Mediterranean by 2020. The report was a first pilot of a multidisciplinary exercise involving different partners and sources of information. In the long term, this type of contribution will be further developed into a multiple-use product, feeding common demands for a regular environmental assessment in the region.

### Decision support

Growing scientific and political awareness that environmental, ecological and health issues are more complex, multi-causal and inter-connected than previously thought provided opportunities in 2009 for EEA to contribute to policy formulation.

EEA policy support include guidance on using relevant, reliable, transparent and timely approaches to evaluating scientific evidence such that earlier, proactive prevention can be justified under the precautionary principle. Such approaches have been refined and applied to current controversies such as the possible head cancer risk from mobile phones, the reproductive and developmental harm from the widespread chemical, bisphenol A (BPA); and some aspects of nanotechnology.

An article, *Late lessons from early warnings: towards realism and precaution with EMF?* was published in a special issue of the peer reviewed journal, *Pathophysiology*. The Executive Director also provided a statement to the Washington Conference on Cell phone risks in September via a video link.

A particular target group for this work is the DG Health and Consumer Affairs network of Chairs of Scientific Committees, which has initiated work on transparency in evaluating evidence. EEA provided input at both the annual meeting of the network and working group meetings.

Summaries of the 'precautionary approach' were also presented to scientific conferences and meetings on Environmental Health and Risk Assessment in Rouen, Paris, Parma, Brussels and Copenhagen.

Volume 2 of the EEA report, *Late lessons from early warnings*, due in 2011, was further developed in 2009. It will highlight the need for society to afford 'early warning' scientists better protection; prompt and equitable compensation for those harmed by new technologies; involvement of stakeholders in the management of risk and innovation; use of better scientific methods that carry lower risks for people and the environment; and wider use of lay, local and traditional knowledge in integrated assessments.

### Published reports, papers and web

- *Late lessons from early warnings: towards realism and precaution with EMF?*, Article published in a special issue of the peer reviewed journal, *Pathophysiology*, [www.journals.elsevierhealth.com/periodicals/patphy/article/PIIS092846800900008X/fulltext](http://www.journals.elsevierhealth.com/periodicals/patphy/article/PIIS092846800900008X/fulltext)

### Workshops, meetings and events

- DG Health and Consumer Affairs network of Chairs of Scientific Committees, annual meeting and the working group meetings

## Economics

Three key drivers steered EEA work in the economics area in 2009: a major worldwide recession precipitated by the financial breakdown of autumn 2008; urgent preparations for the COP 15 climate conference; and a major effort to prepare policy objectives to tackle the loss of biodiversity and natural resources in time for the UN International Year of Biological Diversity in 2010.

In 2009, three crises became apparent, affecting the economy, the environment and resources. They share common roots in failures of the market economy, including insufficient information and transparency; not recognising hidden and external costs; mispriced products; short-termism; and ignoring early warnings. Together these failings have led to large and increasing financial and ecological debts.

The EEA began to analyse these three crises in their context in 2009, bringing several lines of research together. These included work on valuing ecosystem

services, ecological tax reform, and analysis of options to achieve a greener, low carbon and resources-efficient economy.

### Green economy

The framework of analysis on the green economy was presented at several events, most notably at the Swedish Informal Environment Council meeting in July, as a publication for the G20 meeting and as a draft statement for the EPA network meeting. This framework is being refined gradually on the basis of feedback and further developments and will serve as a major input into the preparation and launch of SOER 2010.

### Ecological tax reform

Another pillar supporting work on the green economy is analysis of fiscal incentives, focusing on ecological tax reform (ETR). EEA finalised a study, which started in 2008, on the equity implications of ETR, the impact of

ETR revenues used to stimulate eco-innovation and the political feasibility of more radical ETR. Meanwhile EEA developed proposals to integrate ETR into green economy efforts and presented the ideas to conferences and in an EEA letter to the *Financial Times* published in March.

### Ecosystems services and ecosystem accounting

EEA also continued to support the TEEB project contributing to The Economic and Ecological Foundation and TEEB for Policy Makers products launched by the EU Environment Commissioner in October. EEA also helped shape the new analysis to be presented at the tenth session of the Conference of the Parties to the Convention on Biological Diversity in Nagoya in 2010. The TEEB work included research on valuation techniques. Preliminary results were discussed in expert working groups and scientific conferences and a report due in 2010 will underpin work in the Eureka programme as well as green economy outputs.



## Strategic futures

As the complexity, risk and uncertainty of environmental problems become increasingly apparent, there is growing recognition of the importance of studying future conditions for decision-making, particularly using scenarios.

In 2009, most EEA work in this area was SOER 2010-related, particularly Part A, which explores the future global context for Europe's environment and policy to 2050, and the SOER Synthesis document, which summarises key messages from across SOER.

Another priority was the establishment of the National Reference Centres for strategic futures (NRC FLIS) and strengthening cooperation with countries through the organisation of Eionet workshops.

### Published reports, papers and web

- Paper on the green economy submitted to the Informal Council of Ministers of Environment, 24–25 July 2009, Åre, Sweden, [www.se2009.eu/en/meetings\\_news/2009/7/24/informal\\_meeting\\_of\\_environment\\_ministers](http://www.se2009.eu/en/meetings_news/2009/7/24/informal_meeting_of_environment_ministers)
- EEA Highlight *Europe must grasp the true value of biodiversity*, 27 April 2009, [www.eea.europa.eu/highlights/europe-needs-better-ecosystem-accounting](http://www.eea.europa.eu/highlights/europe-needs-better-ecosystem-accounting)

### Workshops, meetings and events

- TEEB Authors Workshop, 12–14 January 2009, Bonn
- Presentation to International Conference on Green Taxes, Danish Ecologic Council, 29 January 2009, Copenhagen
- Presentation to Institute for European Environmental Policy seminar, June 2009, Brussels
- Presentation to European Environmental Advisory Councils, June 2009, Copenhagen
- Presentations to the PETRE and Green Budget Europe Conferences, 15–17 June 2009, London
- European Association of Environmental and Resource Economists Annual Conference, 24–27 June 2009, Amsterdam
- Presentation to EEA Scientific Committee Seminar on the green economy, October 2009, Copenhagen
- Presentation to European Economic and Social Committee 'Conference on Market-based Instruments and the 7th EAP', November 2009
- Presentation to Green Economics Institute conference, November 2009
- Europe's contribution to a balanced carbon world, presentation by EEA Executive Director to the DG Taxation and Customs Union Conference, 'What taxation for a low-carbon economy?', 30 November 2009, Brussels
- 'Beyond GDP accounting and climate change', presentation by EEA Executive Director to the COP 15 side event, 'Climate change, GDP and measurement of prosperity', 18 December 2009, Copenhagen

Other highlights include:

- further developing SEIS Forward, i.e. the Shared Environmental Information System for Forward-looking Information;
- finalising a forward-looking assessment in south-eastern Europe and supporting a new assessment in the area of transport;
- exploring current use, impacts and effectiveness of scenarios in strategic environmental decision-making, including publishing an EEA report and a peer reviewed paper in the *Journal of Technological Forecast and Social Change*;
- strengthening and developing strategic partnerships, in particular collaborating to develop the chapter on scenarios of the forthcoming (2010) publication, *Ecosystems and Human Well Being – A Manual for Assessment Practitioners*.

#### Published reports, papers and web

- EEA website: *Environmental scenarios introduction*, [www.eea.europa.eu/themes/scenarios](http://www.eea.europa.eu/themes/scenarios)
- EEA website: *Models Methods An Information Portal for Environmental Scenarios*, <http://scenarios.ew.eea.europa.eu/>
- *Looking back on looking forward: a review of evaluative scenario literature*, EEA Technical report No 3/2009, [www.eea.europa.eu/publications/looking-back-on-looking-forward-a-review-of-evaluative-scenario-literature](http://www.eea.europa.eu/publications/looking-back-on-looking-forward-a-review-of-evaluative-scenario-literature)
- 'Scenario planning in public policy: Understanding use, impacts and the role of institutional context factors', in *Technological Forecasting and Social Change*, Volume 76, Issue 9, November 2009, Pages 1198–1207
- 'Scenario Development and Analysis for Forward-looking Ecosystem Assessments', in Ash, Neville (ed.), *Ecosystems and Human Well-Being. A Manual for Assessment Practitioners*, Island Press, [www.islandpress.com/bookstore/details.php?prod\\_id=1989#bios](http://www.islandpress.com/bookstore/details.php?prod_id=1989#bios)

## 5 Information services



### Shared Environmental Information System

In 2009 a new programme was established within the EEA to support the implementation of the SEIS, which has been recognised by the European Commission as a centre piece of the EEA 2009–2013 Strategy.

During the year, several country visits were carried out to: take stock of SEIS readiness; strengthen the networking and discuss Eionet priorities for the stepwise implementation. A positive assessment of the first phase of these SEIS country visits was presented to the Management Board in November.

A range of new thematic information services were also made available online through the EEA Data Centres on Air, Biodiversity, Climate Change, Land Use and Water in cooperation with the Group of 4, namely the Directorates General for Environment, Eurostat and the Joint Research Centre. EEA contributed to the preparation of data specifications and web services specified in the Inspire Directive for the implementation of a European spatial data infrastructure.

These efforts resulted in an increase in data, information and ultimately in

traffic to the website. Indeed, data file downloads from the EEA data services increased by 20 % compared to 2008.

The annual report on Eionet priority dataflows was published, indicating an increase in performance on data access compared to 2008 for the majority of the EEA member countries. New versions of databases were released including AirBase, greenhouse gasses, Waterbase, Corine Land Cover and the Common Data Base on Designated Areas. From 2009 onwards, EEA is also offering a large number of web map services, which are freely available for users worldwide who are interested to integrate these services in their own web applications.

### SEIS – Eionet priority data flows and reporting tools

The EEA, in cooperation with Eionet, has identified a set of priority data flows covering a variety of environmental themes. Quality of the delivered country data, in particular timeliness and completeness, are continuously monitored and summarised in annual progress reports.

The priority data flows report tracks progress against agreed, stable, well

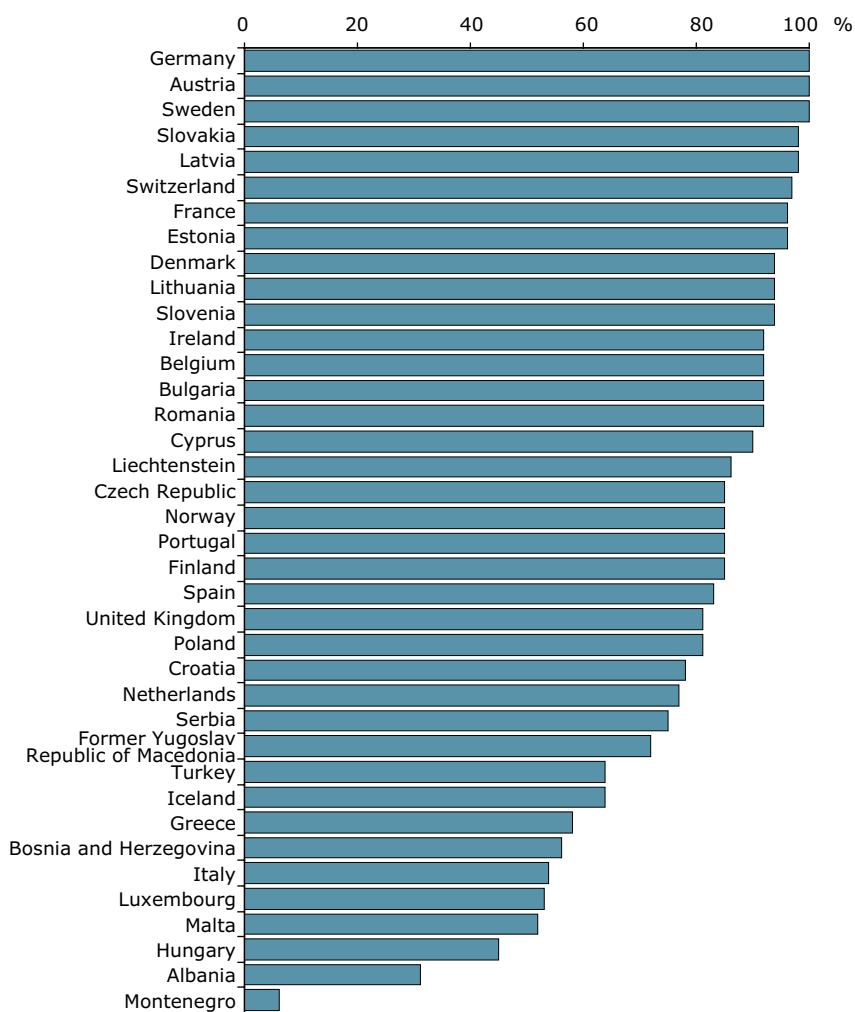
defined objectives in order to allow countries to focus their resources on putting regular reporting procedures in place. The objective of the progress reports is to encourage countries towards better performance through *compétition amicale* concentrating on praise for achievements rather than blame for failures. Countries that are having difficulties with specific data flows are encouraged to discuss their problems with the EEA.

Eionet priority data flows provide the data needed for regular EEA products. All 32 member countries of the EEA and six cooperating West Balkan countries now participate in the priority data flow exercise – a substantially broader geographical coverage than in other ranking exercises and a key added value of EEA/Eionet collaboration. The latest information can be found at: [www.eionet.europa.eu/dataflows](http://www.eionet.europa.eu/dataflows).

### *Eionet priority data flows*

For the thirteenth report, progress was assessed in the twelve traditional priority areas. For the second year running, three countries achieved 100 %: Austria, Sweden and Germany. Latvia and Slovakia were in second place with a score of 98 %.

### Performance in data delivery from the countries (monitoring cycle covers period from May 2009 to April 2010)



Source: [www.eionet.europa.eu/dataflows](http://www.eionet.europa.eu/dataflows).

More than 60 % of Eionet countries achieved scores above 80 % and the average score rose to 78 %. Once again several countries improved their reporting.

However there are some worrying trends: eight countries failed to achieve a score of 60 % and three of these were below 50 %. The EEA continued to work intensively with countries to step up

their efforts as the provision of high quality data by Eionet is fundamental for the EEA's mission to provide timely, targeted, relevant and reliable information to policy-making agents and the public.

### Infrastructure for Spatial Information in Europe (Inspire)

The EEA supported by Eionet continued to assist the European Commission in the preparation of the implementing rules of the Inspire directive through participation in the thematic working groups, the user requirements survey and consultation on selected use cases for data specification development. New staff has also been recruited to further support of the Inspire implementation process and to ensure that the EEA spatial data infrastructure will be fully Inspire compliant.

In March, EEA participated in 'Towards e-Environment – opportunities for SEIS and SISE (Single Information Space in Europe for the Environment): Integrating Environmental Knowledge in Europe', organised by the Czech Presidency of the EU.

A keynote speech was also presented at the annual Inspire Conference in Rotterdam in June 2009, jointly with the 11th Global Spatial Data Infrastructure (GSDI) World Conference. EEA will continue to provide technical assistance in the discussions on the implementing rules in 2010. Substantial input is expected to support the development of the implementing rules for the Annex II and III datasets of the Inspire

Directive. Furthermore, the EEA will provide support on Inspire pilots and increasingly make use of Inspire standards and services to underpin the SEIS and GMES activities of the work programme.

### **Eye on earth, Bend the Trend, Environmental Atlas**

As a result of a partnership agreement with Microsoft, the Eye on Earth platform was used to develop three new applications which were published just before or during the COP 15 event. Airwatch and Waterwatch act as a citizen observatory on air and bathing water quality.

The Bend the Trend application supports a social movement inviting individuals to pledge a lifestyle change, such as going to work by bicycle instead of car, which will reduce their greenhouse gas emissions. The

Environmental Atlas of Europe is a UNEP-EEA-European Space Agency joint project showcasing communities responding to environmental change across Europe.

These applications offer improved access to near real time data and facilitate interaction with the global user community by making use of the possibilities offered by web 2.0 technology, including online and SMS user feedback and links to social networks and crowd sourcing.

In May 2009, EEA organised a conference with leading experts on global environmental observing, monitoring and forecasting to discuss the sustainability of global observing systems. Participants focused on how existing and planned environmental information systems can best serve the needs of society today and in the future. The main conclusion was that present efforts and activities still fall

short of the growing demand from scientists, citizens and policy-makers for information to enable societies to respond and adapt to the challenges of global environmental change. A number of specific actions were identified, relevant to the global observing community. These provide a framework for future EEA engagement in the field, particularly in terms of the Group on Earth Observations in the run-up to the Ministerial Summit in Beijing in November 2010.

### **Global Monitoring for Environment and Security (GMES)**

The publication in May of the European Commission's Communication on the GMES programme and its initial operations, and the early stages of the integrated thematic Seventh Framework Research Programme (FP7) projects, marked a real change

#### **Published reports, papers and web**

- *Eionet priority data flows May 2008–April 2009*, EEA Corporate document, [www.eea.europa.eu/publications/eionet-priority-data-flows-may-2008-april-2009](http://www.eea.europa.eu/publications/eionet-priority-data-flows-may-2008-april-2009)
- Eye On Earth — Citizen Observatory on air and bathing water quality, [www.eea.europa.eu/data-and-maps/explore-interactive-maps/eye-on-earth](http://www.eea.europa.eu/data-and-maps/explore-interactive-maps/eye-on-earth)
- Bend the Trend social movement, [www.eea.europa.eu/cop15/bend-the-trend/movement](http://www.eea.europa.eu/cop15/bend-the-trend/movement)
- Environmental Atlas of Europe, [www.eea.europa.eu/cop15/bend-the-trend/environmental-atlas-of-europe-movie](http://www.eea.europa.eu/cop15/bend-the-trend/environmental-atlas-of-europe-movie)
- Datasets, <http://dataservice.eea.europa.eu/dataservice>
- Datasets, [www.eea.europa.eu/data-and-maps/data#c5=all&c0=5&b\\_start=0&c17=CLC2006](http://www.eea.europa.eu/data-and-maps/data#c5=all&c0=5&b_start=0&c17=CLC2006)
- EEA Fast Track Service Precursor on Land Monitoring, [www.eea.europa.eu/data-and-maps/data/eea-fast-track-service-precursor-on-land-monitoring-degree-of-soil-sealing-100m-1](http://www.eea.europa.eu/data-and-maps/data/eea-fast-track-service-precursor-on-land-monitoring-degree-of-soil-sealing-100m-1)

---

in the development of GMES towards operational status. The Agency was heavily involved in guiding this process, for example in expert discussion of the land service and participation in Implementation Groups; and a number of discussions in both Management Board and NFP meetings promoted a better understanding of the EEA's future role.

Negotiation of the proposal for a grant under FP7 to the Agency as a predefined beneficiary for the coordination of the in-situ data requirements of GMES was

completed at the end of the year. The Agency contributed to emerging ideas on a possible climate change component for GMES, building on the work of a workshop on reanalysis of historic climate data and Eionet discussion of information requirements for climate adaptation. The 2009 GMES Preparatory Action on GMES was prepared with the strong involvement of Agency staff, and will provide in particular valuable hydrological data which otherwise would have been available later and at a greater cost to EEA resource.

From 2009, EEA is offering a range of web map services, freely available for users to integrate in their own web applications. These include an update of the CORINE land cover data, completed as part of the GMES land precursor service, which used 2006 satellite data to map land cover changes since 2000. The initial GMES service also provided for the first time a Europe-wide seamless dataset of soil sealing at 1 ha resolution.

## 6 Communications



### Communicating inside and out

Throughout 2009, the EEA continued to place a strong emphasis on communication focusing on web, media and public participation. The new Communications programme came into operation on 1 January 2009 with the aim of ensuring end-to-end communications across the Agency including the development of stronger internal communications and communications training for EEA staff.

A new Head of Programme was recruited to take this work forward and took up her post in March 2009. The programme was also strengthened through the recruitment of staff with strategic communications and editing expertise.

2009 started with the successful re-launch of the annual EEA Signals report, with a focus on a general audience and culminated in an unprecedented array of communications activities around COP 15. Key activities throughout the year were guided by dedicated communications strategies — a new departure for the organisation.

The annual meeting of the National Reference Centres (NRC) for Communication was held in May, focusing on potential collaboration with

Member States around Signals 2010, the State of the environment report 2010, the COP 15 and web and multimedia aspects.

### Shaping strategic messages — communications planning

Indeed an integral component of the development of strategic messages in 2009 was the development of communications strategies for key projects. In 2009, strategies were developed for SOER 2010, COP 15, Signals 2010 and Biodiversity 2010.

#### SOER 2010

The SOER 2010 strategy, for example, was launched and discussed inside and out of the 'EEA family'. Input came from existing reports, 'mind-mapping exercises' with EEA staff, and research interviews and discussions with focus groups and individuals. The strategy provides clarity on SOER 2010 goals, target audiences and key content elements, as well as guidance for possible outputs and overall communications, resource implementation and evaluation measures.

In addition, communications support was provided to SOER teams for:

preparation of guidance documents; Part B thematic workshops; reviewing Part B contributions; development of the Synthesis Report Project Plan and Annotated Outline; and identifying key web and multimedia issues.

### Signals

EEA Signals 2009 was launched successfully in Prague in January in partnership with the Czech Presidency of the EU. The publication, which is translated into all EEA languages, is designed to bring core EEA messages and data to a wide audience. During 2009, a key aspect of the communications strategy for Signals 2010 involved the identification of partner networks and organisations through which the report could be successfully disseminated. These key partners include Eionet members, the network of European Commission Representations, Europe Direct and the UN.

### Media and PR

Visibility of the Agency was ensured through media activities and events throughout 2009 with preference going to events with a clear European profile and where the EEA was actively involved.

## COP 15 – a personal experience



COP 15 acted as the fulcrum of communications planning and activity in 2009. Again, a specific communications strategy set a framework both for internal preparations and as a basis for cooperations of inter-institutional efforts.

In the run up to the conference, the EEA participated in an array of activities organised by the Swedish presidency, the Commission, the Parliament and the Danish government.

Approximately 3 000 people took part in EEA related activities. EEA staff gave presentations in six side events at Bella Center and 31 events all over the city.

A core element of EEA activities was to open the Agency to key partners. A total of 27 activities were hosted at the Agency, which also acted as a base for visiting MEPs. Jo Leinen, MEP, Chair of the Committee on the Environment, Public Health and Food Safety, describes his personal experience below.

'The UN Climate Conference in Copenhagen was the largest international gathering on environmental issues in history. Thousands of delegates, activists and media officials created a working atmosphere which was special in every sense.

The European Union put high expectations on COP 15. On the one hand, because of the political momentum that was created and the leadership role, it wanted to present. On the other hand, because one of its Member States was hosting the conference and therefore hoped to influence the way negotiations would proceed. Not only the European Commission and Member States' officials were representing the European Union in Copenhagen, the European Parliament was also an important actor present during the negotiations.

The Parliament was especially engaged in linking with parliamentarians of other countries and in building mutual trust. MEPs were equipped with a comprehensive mandate from its own plenary, which they used in order to put pressure on the EU's negotiators to follow the people's chamber opinion.

For the Members of the European Parliament, it was especially important to gather and to have a place in order to renegotiate their position outside of the busy Bella Centre. The European Environment Agency's offer, not only to provide scientific advice, but also to arrange working and meeting space was more than helpful for this purpose. The EEA's premises appeared to be the second home for Members of the European Parliament during COP 15.

The European Parliament will definitely miss this great assistance during the next climate conference in Mexico'.

Jo Leinen

MEP, Chair of the Committee on the Environment, Public Health and Food Safety





The Agency had exhibition stands at the Gulbenkian Foundation in Lisbon, Copenhagen University Climate Change Congress, the World Water Forum in Istanbul, Green Week in Brussels, the Open Day at JRC-Ispra, at the Nordic Climate Solutions conference in Copenhagen. An Arctic photo exhibition was shown at the EU informal council in Prague and at the European Parliament in Brussels, Luxembourg and Strasbourg.

In connection with COP 15 in Copenhagen, the Agency had an exhibition stand at the Climate Change Congress, and an exhibition in connection with the launch event at the Stærkassen theatre in December.

Media activity reached a peak during COP 15 and included interviews requests as well as requests for information. The Press Office liaised with relevant EU institutions and enquiries outside our remit were redirected to relevant colleagues taking part in the conference. COP 15 media briefings were organised on a daily basis.

A logging system was established in 2009 for all media enquiries throughout the year. Media monitoring continued on a monthly basis with a targeted monitoring for COP 15.

The number of visiting groups to the EEA increased during 2009 and 37 general presentations were organised.

### Marketing and dissemination

Following the adoption of the new EEA strategy, the range of general information products for use by Agency staff and key clients were updated. Work to promote



EEA content to external publishers with a view to increased usage and more language versions continued. Re-use of EEA material has been facilitated by a revision of the legal notice on the EEA website.

A survey was carried out among EEA product recipients to confirm their continued interest in receiving the Agency's material. Dissemination mailing lists at Office des publications officielles de l'Union européenne (OPOCE) were updated according to the results of the survey.

### Engaging with citizens

COP 15 was also of major interest to citizens throughout the world, and therefore a focal point of EEA public outreach activities in 2009. At the official EEA COP 15 public outreach kickoff, more than 4 000 people visited the EEA during Copenhagen

Culture Night in October. The guests were treated to entertainment with different elements of climate change information. Here, the Agency unravelled its 50 m<sup>2</sup> banner at the EEA façade showing European greenhouse gas emission trends and projections. The EEA COP 15 website and logo were launched on the same night.

In December, the French climber, Antoine Le Menestrel performed a dramatic ascent of the facades of the EEA and the French Embassy. The performance was attended by almost 400 visitors and broadcast on many TV stations around Europe. This performance inaugurated the photo exhibition 'Climate change(s) people's stories' — part of a collaboration with the French Embassy, the Academy of Fine Arts and Kunsthall Charlottenborg.

The height of the EEA public outreach activities for COP 15 was the 'Bend the Trend' event on 13 December 2009.

Approximately 300 guests attended this global networking event, where three EEA products were launched: the film 'One degree matters', the Environmental Atlas of Europe, developed together with UNEP and ESA, and the launch of the social media application 'Bend the Trend': [www.bendthetrend.net](http://www.bendthetrend.net).

Other public outreach activity highlights included activities at 'Roskilde' — Europe's largest music festival and at the Danish Film Institute Agency where 'HOME', a film by Yann Arthus-Bertrand was screened accompanied by dynamic discussions between EEA and UN experts and the audience.

### Enquiry service

In 2009, more than 2800 information enquiries were processed. Out of these, 88 % were external. A large part of our clients were companies, students and researchers. Similar to 2008, climate change was the hottest topic, followed by water.

### Web content and multimedia

The EEA Communication Strategy envisages an interactive website supporting the two-way communication aspirations of our communication goal rather than a passive document store. This vision took real shape in 2009 as interactive, public tools and multi-media were given priority.

As a result of this focus, the EEA website ranks among the top three most visited EU agency websites with a total 2.68 million visits in 2009 or an average 220 000 visitors per month. This compares to 160 000 per month in 2008. Among the most popular web information are ozone and bathing water quality interactive maps, reports, news, Eunis, Corine land cover, glossary services, Eco Agents and job announcements. The most visited environmental themes were water, climate change, land use and air pollution.

2009 saw the continuation of the EEA series of web articles and audiovisuals (videos and animations) tailored to the needs of the informed public of the

'internet generation'. Together with regular EEA news highlights on the homepage this maximise outreach and impact of EEA messages.

A SWOT analysis of the website by a consultant resulted in a set of recommendations for short and long term improvements. In addition, a proposal was made for the development of web persona, matching each of the target groups. Following the recommendations, the homepage was restructured in 2009. Additional improvements to the website will be implemented in 2010.

In addition to the EEA website, other dissemination channels for EEA audiovisuals were investigated and possible partnerships with other international organisations were explored. The EEA is now actively using its YouTube channel and its Twitter account to disseminate its messages.

Contacts with the audiovisual services of the EU institutions have been fully consolidated with regular coordination of production planning and two-way

### Published report, papers and web

- *EEA Signals 2009, key environmental issues facing Europe*, [www.eea.europa.eu/publications/signals-2009](http://www.eea.europa.eu/publications/signals-2009)
- EEA multimedia centre, [www.eea.europa.eu/multimedia#c3=](http://www.eea.europa.eu/multimedia#c3=)
- EEA YouTube channel, [www.youtube.com/user/EEAvideos](http://www.youtube.com/user/EEAvideos)
- EEA on Twitter, <http://twitter.com/euenvironment>
- COP 15, the future decided now (video), [www.eea.europa.eu/multimedia/cop-15-the-future-decided-now/view](http://www.eea.europa.eu/multimedia/cop-15-the-future-decided-now/view)
- Eco Agents, <http://ecoagents.eea.europa.eu>
- Collection of animations about Europe's environment, [www.eea.europa.eu/multimedia/animations](http://www.eea.europa.eu/multimedia/animations)



exchange of audiovisuals. First steps were made in sharing audiovisuals with member countries as well.

### Environmental education

Eco-Agents, an interactive website for kids continued as our flagship for educational activities in 2009. Since its launch in the previous year, the website continues to attract visitors and has been recognised as an exemplary online educational tool for children. Several improvements in the design of the website have been made and upcoming stories are ready for deployment thus complementing other media activities of the EEA, namely the year of biodiversity.

EEA participated and gave presentations in a number of international meetings in the area of education for sustainable development and environmental education. Most of these meetings and networks are linked to the UN Decade of Education for Education for Sustainable development.

EEA participated in particular in:

- UNESCO World Conference on Education for Sustainable Development;
- World Environment Education Congress;
- ENSI (Environment and School Initiatives) Conference: Creating learning environments for the future;
- ICE09 Inspiring Climate Education (Danish Ministry of Education);
- Europe Direct Network – Communicating Climate Change: On the Road to Copenhagen.

The EEA became an official member of the Education and Schools Initiatives (ENSI) network, consisting mainly of education ministries as well as international organisations including UNEP, UNESCO, and OECD.

In all, eight green tip animations were developed in 2009 to add to our multimedia awareness-raising library of tips for a sustainable lifestyle. These were successfully shared with other organisations and featured on EU Tube, in addition to EEA's standard media channels.

### Institutional relations

#### *EU institutions*

With the elections of the European Parliament and the preparations for a new College of European Commissioners, 2009 was crucial for the EEA regarding the continuation and development of relationships

with some of the main EU Institutions. Important developments during the year included a new Director General at DG Environment at the start of the year and the election and taking up of duties by new Members of the European Parliament (MEPs) during the summer.

#### *European Parliament*

The EEA informed newly elected Members of the European Parliament about its work by providing welcome packages of EEA information and by participating in various introductory meetings including a 'speed dating' with MEPs and assistants on climate issues.

The Executive Director gave several presentations in Parliament in 2009 including an overview of EEA activities and greenhouse gas emissions trends and projections to the Committee on Environment, Public Health and Food Safety (ENVI Committee) in November and highlights from the TERM report to the Transport and Tourism Committee.

The Parliament was informed of the EEA Management Board response to the 2008 effectiveness evaluation of the EEA, required by the European Parliament's discharge for the financial year 2005.

In June, a seminar on preparations of the 7th legislative term of the European Parliament was held in Copenhagen together with representatives of the ENVI Committee Secretariat. The EEA was also present at meetings of the ENVI and Industry, Research and Energy (ITRE) Committees in Strasbourg. In October, a first meeting was organised with the new focal point

for the EEA in the ENVI Committee, Mr Gerben-Jan Gerbrandy.

### *European Commission*

The EEA and the European Commission continued their close cooperation in 2009. Together with Commissioner Dimas, the Executive Director presented the EEA report on Quality of Bathing Water. The Executive Director established cooperation with DG Environment's new Director General, Karl Falkenberg who subsequently

visited the EEA during COP 15. During COP 15, the EEA coordinated activities closely with other EU institutions through a combined project team lead by Directorate-General Communication (DG COMM).

The EEA contributed to the selection process for the European Green Capitals award: Stockholm in 2010 and Hamburg in 2011. Moreover, EEA's Brussels Liaison Office offered a seminar introducing the EEA to new staff of the European Commission's Directorate-General for the Environment (DG Environment).

As in previous years, the EEA contributed to the meetings of the Environmental Policy Review Group (EPRG) and took part in activities during 'Green Week' in Brussels. The Agency was invited to participate, as an observer, in various preparatory meetings of the European Commission, such as on climate change issues, the IPCC and on the EU's strategy for the Arctic region. The EEA also presented its planning for SOER 2010 to the Commission's Sustainable Development Strategy network and to the DG Environment.

The 55th meeting of EEA's Management Board took place in Luxembourg and the occasion was used to exchange views with Eurostat's Director General, Mr Radermacher on the cooperation within the 'Group of Four'. Meetings

at expert level also took place with the Commission's Directorates General for Research, Agriculture, Transport and Energy, Regional Policies and Enterprise.

### *Council of the European Union*

The Agency also actively contributed to a range of events during both the Czech and Swedish Presidencies of the EU. These included the launch of EEA's Signals 2009 in Prague at the beginning of January and the participation of the Executive Director in informal Council meetings under both presidencies.

Contacts were also made with the Spanish and Belgian Presidencies in view of their preparations of the trio of Council Presidencies and preparation of SOER 2010.

The EEA also contributed to the work of the network of Heads of decentralised EU Agencies.



**Photo:** Mr Gerben-Jan Gerbrandy, Member of the European Parliament

## 7 EEA governance and partnerships



### National focal point and Eionet coordination

Eionet is a partnership network of the EEA and its member and cooperating countries. It consists of experts in national organisations working with environmental information. The national focal points (NFPs) are the main contact between the EEA and the Member States via Eionet.

Throughout 2009, the NFP/Eionet group was actively engaged in: facilitating data collection; supporting the national Eionet networks; developing SEIS conceptually and in practice and discussing preparations for the production of the SOER report to be published in 2010.

### EEA governance: Management Board and Scientific Committee

The EEA Management Board and the Scientific Committee helped to extend the EEA's networking and information gathering capabilities.

In line with established practice, 3 Bureau, 3 Management Board and 3 Scientific Committee meetings were held as planned during 2009. During

the year, the agenda items covered a range of issues of strategic importance.

The year was completed with a successful Management Board meeting and joint EEA/ Directors Meeting of Environmental Statistics and Accounts (Dimesa) seminar held in Luxembourg back-to-back with a DIMESA meeting. During the seminar, the further cooperation within the Group of Four was discussed, and more specifically the joint EEA-Eurostat work on environmental accounting.

In addition to several, regular and particular administrative, management and budgetary items, the Management Board considered a range of strategic issues during 2009, including:

- development of the SOER 2010;
- adoption of a reviewed Eionet structure in line with the new EEA Strategy 2009–2013;
- priorities for Annual Management Plan 2010 and its formal adoption;
- development of SEIS, GMES, Inspire and the 'Group of Four' (which underpins cooperation between JRC, DG Environment, Eurostat and EEA);

- the ETC review 2009–2010 process to agree how to continue work currently carried out by Topic Centres on Air and climate change, Water, and Land use and spatial information after 2010 when the current agreements come to an end;
- options for EEA contributions to the Fifth Pan-European Ministerial Conference to be held in Astana in 2011.

### Scientific Committee

The Scientific Committee welcomed nine new members in 2009, covering a range of environmental topics of priority to the EEA work. The members were quickly introduced to EEA mandate and integrated in the work of reviewing major products and working jointly with EEA staff on their areas of expertise. During 2009, the Scientific Committee were particularly involved in considering: Environment and health contributions to, and advice on, the development of the EEA State and outlook 2010 report contributions to, and formal opinion on, the Annual Management Plan 2010 adoption of an opinion on the recruitment of scientific staff in 2008–2009.



## NFP/Eionet

The three NFP/Eionet meetings held in 2009 were focused on:

- contributions to the development of the SOER 2010;
- support to, and advice on, the development of the Shared Environmental Information System (SEIS) and Global Monitoring for Environment and Security (GMES); Finalisation of the Eionet Review for adoption by the Management Board;
- completion of negotiations on an additional agreement with DG Enlargement to continue support to West Balkan countries in 2010–2011 under the Instrument for Pre-Accession.

Significant progress was made in the development of EEA Country desk officer (CDO) network with a focus on CDOs working closely with their respective national Eionet partners to prepare and review country contributions to SOER 2010 — Part C. This included support from the EEA Part C Team and monthly meetings to review progress, share concerns and coordinate the next phases of work.

Finally, substantial preparatory work was completed to finalise in December the terms of an additional agreement with DG EuropeAid Co-operation Office (AIDCO) under the European Neighbourhood Instrument to extend selected SEIS activities to European Neighbourhood Policy (ENP)-East and ENP-South countries.

The EEA will be working in close cooperation with UNECE in relation to ENP-East countries and with UNEP (through UNEP-MAP) for ENP-South countries. During 2009, there were several meetings with representatives of these organisations to build up contacts, discuss what needs to be done and how each can contribute, and see how the ENP activities can complement ongoing activities — in relation to the Astana Ministerial Conference in 2011 and in relation to the Barcelona Convention and the European Community's Horizon 2020 Programme of support.

### European and international cooperation and networks

EEA's activities in the area of international cooperation intensified in 2009, particularly with regard to the European Neighbourhood Policy (ENP) and the Assessment of Assessment process for the east.

The EEA continued to work with the relevant European Commission services, in particular DG Environment, AIDCO and ESTAT, to finalise a consistent framework of cooperation with neighbouring countries in the south and east regions. In December this partnership materialised in the signature of a four year agreement between AIDCO and EEA for the extension of SEIS to the EU neighbours. The work to be carried out will address all SEIS components, data, indicators, assessments, information systems and networks, and will be implemented in a consistent and coherent way across the two ENP regions.

Strong partnerships in the implementation will be ensured with relevant UN bodies (UNECE and UNEP and UNEP/MAP in particular) as well as with other relevant regional partners in the two regions (the Regional Environmental Centres, Center for Environment and Development for the Arab Region and Europe (CEDARE) etc.).

The implementation of the ENP project is also oriented towards supporting key EU policy processes and regional initiatives such as the Horizon 2020 initiative on pollution in the Mediterranean Sea, the Union for Mediterranean and Eastern Partnership processes as well as the gradual

implementation of the EU marine strategy. EEA, in cooperation with other partners, contributed to the UNEP/MAP State of Environment and Development Report, in particular with a section on Horizon 2020.

In support of the European Neighbourhood Policy, discussions were focused around the preparatory process for the 2011 Environmental Ministers conference. As a traditional player in this process, EEA led the

discussions in the area of reforming the future of the assessment process.

In July, a high-level consultation meeting was held in Copenhagen and a proposal for an Assessment of Assessments for the pan-European region was proposed by EEA. The proposal was officially endorsed by the UNECE countries in October together with the setting up of a Steering Group to be established for leading the process. EEA and Kazakhstan were proposed and approved as co-chairs.

## Arctic

Arctic issues were once again high on the agenda, particularly with regard to EEA's support to the ongoing process of Sustaining Arctic Observing Networks (SAON), an initiative of the Arctic Council which aims to provide a more comprehensive and sustained observation and monitoring system in the Arctic region. EEA also provided input to the Council Conclusions on Arctic issues which was adopted in

### Signals and the Swedish National Focal Point

My name is Ninni Borén, and I act as the Swedish National Focal Point for the EEA. One of my important duties is to increase the knowledge of the EEA in Sweden. In 2009, the Swedish Environmental Protection Agency decided to increase public interest in one of the EEA's products, Signals, by presenting a summary of each of the eight topics in the Signals 2009 report on a web page on the Swedish EPA's website.

For each topic, e.g. Alien species, Climate change, Waste, we asked our experts in Eionet to comment and make a comparison with the situation in Sweden (benchmarking). We presented the two aspects — Signals and the Swedish comparison — together on the web, thus exposing Signals 2009 on 17 web pages. From each topic there were links to the EEA, and quite a few of our visitors continued their internet session on the EEA website. An increase of visitors from Sweden could be measured at the EEA website during the weeks following the launch of our web pages.

Our experience with Signals 2009 has led us to investigate even more ambitious plans for Signals 2010, which was developed in 2009. Signals we believe will be of interest to high schools (ages 16–19). The eyewitness stories are written in a language that is easy to understand. Therefore we hope to send a copy to 400 high schools in Sweden.

We have also shared our experience with colleagues from Eionet and the EEA to support decisions on how to use Signals effectively in the years to come.

Ninni Borén

National Focal Point for EEA and UNEP Infoterra  
Swedish Environmental Protection Agency



December 2009. The role of the EEA in assessment and networking activities in the Arctic region is recognised as well as EEA contributions to the working groups of the Arctic Council.

Arctic issues have continued to be a region demanding the attention of EEA, and not least with regard to numerous requests for EEA to present the environmental challenges facing the Arctic with regard to climate change, pollution issues, melting sea ice and the potential impact of increasing economic activities in the Arctic. These presentations were given at a number of European and International conferences, including highlighting the global impacts of climate change during COP 15 and Green Week in Brussels. EEA attended a number of meetings under the auspices of the Arctic Council in 2009 and EEA are committed to continued contribution to the work of the council through the extensive networks and experience in collecting and sharing information.

EEA contributed to the development of, and will play an increasing role in following up, the EU Council Conclusions on Arctic issues adopted in 2009. EEA have initiated work addressing how to better use lay, local and traditional knowledge when collecting the evidence of environmental change in the Arctic. EEA have also been active when it comes to addressing Arctic governance issue and by increasing the awareness of climate change and environmental cooperation issues by leading a study tour of international philanthropists to Greenland.

Finally, EEA have engaged in a closer dialogue with the Organisation for Security and Co-operation in Europe (OSCE) by contributing to develop a comprehensive analysis of the security implications of climate change in the OSCE region, including the Arctic.

In institutional terms, EEA continued to cooperate with its traditional partners, primarily UNEP and UNECE, maintaining a regular dialogue at various levels and in various international fora. In this respect, EEA attended the 25th session of the UNEP Governing Council in Nairobi and followed the debates on the world environmental situation as well as on international environmental governance, including strengthening of the scientific base of UNEP. EEA was invited by UNEP to become a member of the expert group for the preparation of the next Global Environmental Outlook GEO-5, which will be published in 2012.

In 2009, there was an increased focus on communicating EEA/Eionet/SEIS work and concepts to other organisations and in other regions. EEA was involved in various bilateral and regional initiatives, such as the Caspian Sea Convention and the Asia-Europe Environment Forum. EEA was also invited by the Chinese Ministry of Environmental Protection to a workshop on environmental information sharing to demonstrate the benefits of the Eionet and SEIS concepts. Regular meetings of the Ecoinformatics group, which brings together the EEA, the US EPA, UNEP and various European Commission services, took place during the year.

### **EPA Network Secretariat**

The biannual plenary meetings of EPA in 2009 were located in Locarno, Switzerland in May and in Dublin, Ireland in September. The secretariat is in charge of the preparations for the meeting under the leadership of the troika and the organizing committee. Furthermore the secretariat supports the Interest Groups and this year a particular emphasis was on coordination of joint correspondence with the Commission.

The bulk of communications between the members is through the website of the network. A new service was established this year where news from individual agencies presented in domestic languages are automatically translated into English. This seems to have been well received by the public and visits to the website have risen noticeably

In Dublin, the secretariat presented an analysis of the roles and tasks of EPAs which gives a good overview of the commonalities and differences in the construction of the individual EPAs.

A survey of the services of the Secretariat to the network was conducted and the outcome presented and discussed in Dublin. In general members of the network were satisfied. Yet, some members thought that the website as the main communication platform needed some improvements. Initial approaches to meet these suggestions have been initiated.



## 8 EEA internal management and administration



The Agency undertook a reorganisation at the start of 2009 to support the new strategy and the multi-annual work programme. The reorganisation of the Administrative Services (ADS) has been implemented showing more consistency and clearer allocation of tasks and responsibilities.

During the past five years, EEA staff increased by 25 %. This increases the demands for good internal communication. 'Come and communicate' sessions were introduced in 2007. Since then, they have become a highly appreciated forum, enabling staff to engage in exchange of ideas and discussions with colleagues from across the Agency.

A training coordinator has been recruited in order to consolidate and improve the implementation of the EEA training policy (EEA offered to staff in 2009 around 11 centralised trainings and ad hoc decentralised trainings).

### Quality management and effectiveness evaluation

The Quality Management System (QMS) of the Agency, developed in 2007–2008, was put into operation on 1 January 2009. The system was audited by the Internal Audit Service (IAS) of

the Commission in the first half of the year. IAS came to the conclusion that: 'The QMS in EEA can be considered as best practice for regulatory agencies due to the high level of involvement of staff, the strong focus on continual improvement and the effectiveness of the system'

### Evaluating our impact

By way of follow-up to the 2008 Technopolis evaluation, the EEA Management Board adopted its opinion on the effectiveness evaluation in March 2009. The Chairman then sent the evaluation report and the Management Board opinion to the Chairman of the ENVI Committee of the European Parliament, to the Secretary General of the European Commission, to the Director-General of DG Environment in the European Commission and to the Secretary General of the Council of the European Union.

In his cover letter to the EU institutions, the Chairman highlighted the fact that the main recommendations of the consultants referred to management issues in the areas of prioritisation of resources, governance, strengthening the client perspective, internal communication and staff development. The letter confirmed that these

recommendations were addressed by EEA management in the preparation of the EEA's multiannual work programme 2009–2013 and through a reorganisation of the Agency.

The next independent, external evaluation of the EEA's achievements will be carried out in 2013. Internally, the evaluation of the effectiveness of the Agency's products and services will become an integrated part of the EEA QMS.

### The EEA balanced scorecard 2009

The balanced scorecard offers a wide-ranging view upon strategy accomplishment. First and foremost by operating with multiple approaches to uncover effectiveness and secondly by integrating content oriented performance indicators with more quantifiable aspects of efficiency.

The EEA balanced scorecard as presented in the annex shows strategic indicators of EEA performance at a highly aggregated level. These indicators are derived from a wide range of metrics measuring performance and ramify widely in the four different perspectives constituting the balanced scorecard.



The top level of the EEA balanced scorecard attempts to give an easy overview of how we are performing as an organisation and direct attention to areas where performance are below the desired level. Indicators at this level are displayed as achievements according to set targets — easily conveying how close we are to the target.

The metrics chosen are a blend between performance and process indicators trying to capture the complexity that is required when describing progress in strategy. The relation between resources

— business process — client perspective should be seen as an attempt to unfold the entire 'value chain' of EEA. Each perspective should not be considered in isolation as that easily can lead to sub optimisation where one perspective is improving at the expense of another. The global optimisation is always our primary concern.

Supplementing these three perspectives is the 'learning and growth' perspective that seeks to describe the state of development of the organisation and its staff.

Some indicators shown here do not have a very long history and comparative benchmarks therefore do not always exist. They are included to give a comprehensive overview and to help establish a baseline that will serve as a benchmark for the years to come.

The EEA balanced scorecard does not try to be the answer to all the challenges in running an organisation like the EEA — but it will prove to be a powerful tool to assess the achievement rate of the set objectives, to help us manage more effectively and to communicate progress to our stakeholders.

## 9 Running an EMAS-registered environmental management system



### Environmental management system

The EEA's environmental management system was registered under the European Eco Management and Audit Scheme (EMAS) in 2005. In compliance with the EMAS regulation, the Agency publishes a yearly environmental statement, which is since 2009 incorporated into the Agency's annual report.

### Environmental impacts of the Agency's activities

The Agency's activities have both direct and indirect impacts on the environment, locally and globally. The Agency routinely monitors its use of electricity, energy for heating, water and paper, the generation of waste as well as the CO<sub>2</sub> emissions from flights related to our activities. The Agency also regularly evaluates its activities in order to optimise and improve outputs while limiting the use of resources and minimising negative impacts on the environment.

### *Environmental management structure*

The EEA's environmental management system is an integral part of the Agency's management plan system and is designed

to make environmental responsibilities clear to employees. Staff is encouraged to actively engage in environmental improvements projects. New employees receive a one-hour introduction to the environmental management system and several activities are designed to remind members of staff of the EMAS priorities. Additional EMAS-related information flows through the line management system.

The environmental management system is documented in a handbook on the Agency's intranet, explaining who is responsible for doing what, when and how.

In 2009, the EMAS regulation was revised. The updated Regulation, (EC) No 1221/2009 of the European Parliament and of the Council entered into force on 11 January 2010. In accordance with the requirements of the revised regulation, the list of legal requirements applying to the EEA was updated.

### Environmental performance in 2009

#### *Raising environmental awareness*

In-house awareness-raising is an ongoing activity and takes many forms,

including intranet announcements and notifications at strategic places around the Agency premises.

The Agency also continues to assist other EU bodies in relation to raising awareness of their environmental impacts. The greening network, created by EEA in 2006, now consists of 16 member organisations. In 2009, the third meeting of the network was organised by the European Monitoring Centre for Drugs and Drug Addiction Agency (EMCDDA) in Lisbon.

For the third time, EEA won a European EMAS award created by the Directorate-General Environment of the European Commission. The theme of the competition this year was green procurement and supply chain management. The EU Member States nominate their national EMAS winners for the European awards and the Agency's hosting country, Denmark, nominated EEA.

### Running the EEA offices

Most of the environmental impacts of running the EEA offices in Copenhagen derive from consumption of electricity, district heating and water and the generation of waste, waste water and nuisances like noise and smell. The

last two, however, are not addressed directly in EEA environmental policy as these impacts are considered to be less significant than the others.

Wastewater is generated through normal office activities related to sanitation, catering and cleaning. All waste water is discharged to the public sewer and the Agency is making efforts to minimise water consumption. Cleaning and catering services are purchased according to the Agency's green procurement policy.

Below the Agency's performance is described area by area. The calculation of performance indicators per staff member is based on the following number of Full Time Employees (FTE):

**Full Time Employees 2004–2009**

Year	Full Time Employees (FTE)
	120
<b>2004</b>	120
<b>2005</b>	120
<b>2006</b>	135
<b>2007</b>	140
<b>2008</b>	140
<b>2009</b>	144

The size of the office space included in the calculations is 7 200 m<sup>2</sup>.

EEA is a unique organisation, given its mandate and the broad European coverage of its work, and it is difficult to find comparable organisations for the sake of benchmarking.

**Electricity**

The environmental impacts of EEA consumption of electricity stem from the power generation of Dong Energy.

## EEA ENVIRONMENT POLICY

The European Environment Agency recognises that it has a special responsibility, as the only European Union body dedicated exclusively to providing information for protecting the environment, to show leadership in its own environmental management and performance.

On the positive side, the Agency believes that the information it provides has an important beneficial impact on Europe's environment by giving policymakers a sound basis for action and raising public awareness to protect the environment. The Agency is developing systems to assure the quality of its outputs and to evaluate their effectiveness in environmental terms.

However, like other organisations, the EEA also consumes natural resources and pollutes the environment through its operations. Therefore, the Agency is committed:

### Our commitments

» to minimising the environmental impact of its everyday work, e.g. using recycled paper and printing on both sides.

» to continuously improving its environmental performance, e.g. meeting increasingly demanding in-house energy efficiency targets.

» to complying with all environmentally relevant legislation in its host country.

This will be done while taking into account the need to safeguard the occupational health and safety of those working at the Agency.

The Agency recognises the need to give priority to minimising the environmental impacts of


- running of EEA offices;
- procurement;
- business travel.

These will be reviewed as part of the annual review and preparation of annual management plan. The EEA will keep other areas under review and give priority to minimising their impacts as and when the need arises.


Regarding travel by Agency employees to and from the workplace, the EEA's policy is to encourage walking, cycling and the use of public transport.

The EEA environment policy covers Agency staff as well as all non-EEA personnel working on a regular basis at the Agency's premises in Copenhagen, such as consultants and catering contractors.

February 2007



Prof. Jacqueline McGlade  
Executive director

European Environment Agency 

The EEA contract with Dong Energy states that all purchased electricity must come from renewable sources.

EEA has lowered its electricity consumption per Full Time Employee

every year since introducing the environmental management system. The consumption is still higher than the average for Danish office buildings (58 kWh/m<sup>2</sup>/year, according to www.sparel.dk). The main reason is

that EEA is a computing intensive organisation with a large server park and big data storage facility. The consumption is however low in comparison with pure IT service organisations (207 kWh/m<sup>2</sup>/year, according to the same source).

### Heating

The steam used by EEA for heating its premises comes from the district heating provided by Københavns Energi.

Steam consumption increased for some years, however the consumption of steam in 2009 was 902 m<sup>3</sup> (equivalent to 631 591 kWh) which is a decrease of 4.4 % from the previous year.

The Agency joined the Copenhagen Municipality's Klima+ campaign, as a frontrunner organisation, and thereby

received a two-hour consultation from Copenhagen Energy on how to optimise the energy efficiency of the heating system.

### Water

EEA consumption of water increased from 1 564 m<sup>3</sup> in 2008 to 1 854 m<sup>3</sup> in 2009. The main reason is thought to be an accidental leakage that could not be traced and stopped at two occasions.

### Paper

Due to the nature of its operations, very much focused on dissemination of information in form of reports, the Agency's consumption of paper per FTE is high compared to many other offices. We have however set a target

to reduce the paper use and in 2009 it dropped significantly, mainly in-house printing. The use of paper however fluctuates very much between years, depending on the type and number of reports published, Technical reports are printed on-demand in-house while the main series of EEA reports is printed externally. The Agency aims to increase its focus on various forms of electronic outputs to further reduce the paper consumption.

### Waste

EEA sorted waste in 2009 into the following fractions: glass, electronic, organic, paper and cardboard as well as other household waste. Compared to 2008, the amount of household, cardboard and paper as well as organic waste increased, while the amount of electronic waste decreased.

The reason for the big increase in paper and cardboard waste was that a major cleaning up of the EEA archive was undertaken in 2009.

A more efficient paper recycling system, that makes staff more involved, was introduced in late 2009.

### Procurement

Building environmental considerations into procurement is a standard practice at EEA. Our green procurement cycle includes an 'environmental impact statement' in the initial proposal for procurement, as well as specific, robust environmental criteria and 'environmental considerations' in the tender specifications. External contractors who work within the agency get since 2009 an information folder about environmental considerations.

### Consumption of electricity 2004–2009

	2004	2005	2006	2007	2008	2009
<b>In total kWh</b>	897 696	715 320	796 858	768 424	724 110	735 669 *
<b>kWh/FTE/year</b>	6234	5961	5902	5516	5172	5108
<b>kWh/m<sup>2</sup>/year</b>	125	99	111	107	101	102

**Note:** \* 100 % renewable energy

### Consumption of heating energy 2005–2009

	2005	2006	2007	2008	2009
<b>m<sup>3</sup></b>	826	876	907	944	902
<b>kWh</b>	578 200	613 000	634 900	661 000	631 591
<b>kWh/FTE</b>	4 818	4 540	4 535	4 721	4 386
<b>kWh/m<sup>2</sup>/year</b>	80.3	85.1	88.2	91.8	87.72

### Consumption of water 2005–2009

	2005	2006	2007	2008	2009
<b>m<sup>3</sup></b>	1 456	1 581	1 545	1 564	1 854
<b>m<sup>3</sup>/FTE</b>	12/1	11.7	11.0	11.2	12.8
<b>l/m<sup>2</sup>/year</b>	202	201	215	217	257

**Consumption of paper 2004–2009**

	2004	2005	2006	2007	2008	2009
<b>Number of sheets printed in-house</b>	1 655 000	1 378 000	1 534 265	725 500	1 583 000	549 000
<b>In-house sheets per FTE equivalent</b>	13 792	11 483	11 365	5 182	11 307	3 812
<b>Number of pages in published reports *</b>			9 944 120	14 047 732	6 651 600	6 309 400

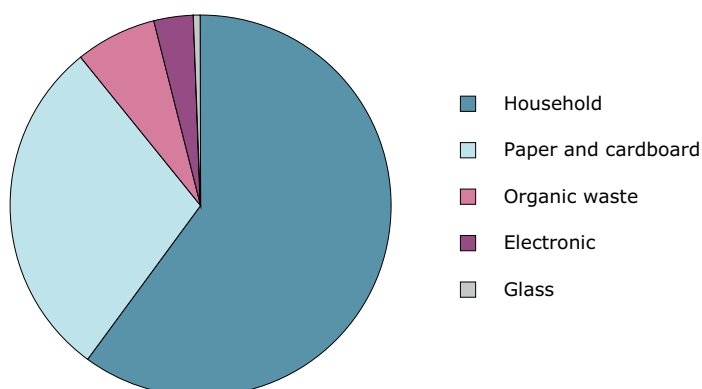
**Note:** \* Sum of pages per report times printrun.

**Generation of waste 2006–2009 (tonnes)**

	2006	2007	2008	2009
<b>Household</b>	19 870	26 570	25 090	28 500
<b>Paper and cardboard</b>	8 540	5 185	6,765	13 790
<b>Organic waste</b>	3 000	2 400	1 930	3 300
<b>Electronic</b>	1 900	1 170	2 150	1 570
<b>Glass</b>	690	335	150	320
<b>Total</b>	33 379	35 660	36 085	47 480
<b>Total/FTE</b>	247	255	258	330

*Travel*

Emissions related to air travelling that are booked by the EEA travel agent are routinely reported. The Agency became a frontrunner in terms of limiting carbon footprint related to business travel by introducing its own carbon offsetting scheme in 2006. Through a contract with Atmosfair GmbH in Germany, the Agency offsets all CO<sub>2</sub> emitted by its travellers.

**Types of waste in 2009****Greening the canteen (an EMAS improvement project)**

The initial aim of the project to 'green the canteen', started in 2008, was to reduce consumption of food with high environmental impact. It was then extended to cover also health and welfare issues and social/fair trade aspects.

In 2009 efforts included workshops, seminars and guest cook days provided by EEA colleagues and others. Feedback was boiled down to an EEA Food Policy, designed to help reduce environmental impacts of the canteen. The canteen should provide a balanced, healthy and tasty diet for all who eat there. It accounts for a significant portion of total food intake for many people and thereby has significant impact on health and nutrition. Besides also being an integral part of the working environment,

**CO<sub>2</sub> emissions from travelling**

	2006	2007	2008	2009
<b>CO<sub>2</sub> emissions, tons *</b>	673.4	447.4	526	600
<b>Tons/FTE</b>	5.0	3.2	3.8	4.2

**Note:** \* Due to changing travel agent in 2007, the numbers from 2006–2007 are not quite comparable to the numbers from 2008–2009. The number per FTE is also not fully relevant because the Agency includes also the CO<sub>2</sub> resulting from travelling of visitors, when booked by the Agency's travel agent.

the canteen accounts for a significant part of the Agency's environmental footprint. With the food policy in place, the canteen can help shape a healthy, positive and green environment for all in the EEA.

### *Donations policy*

EEA established a donation policy in 2009 that allows EEA to offer for example obsolete furniture and electronic equipment to public institutions and

NGOs, such as schools or youth clubs. In accordance with the donation procedure, for the first time, several items that were phased out were donated to organisations expressing interest, after an announcement on the EEA website.

## Environmental targets

Environmental aspect	Target set 2009	Outcome 2009
<b>Running the offices</b>		
1. Electricity required for central computing and data storage by servers in our main building at Kongens Nytorv 6	0-growth in 2010–2011 (base year 2008)	Increased by 10.1 % because increasing size of the server park
2. Electricity required for cooling in the server room at Kongens Nytorv 6	0-growth in 2010–2011 (base year 2008)	Increased by 7.2 % because more cooling needed for more servers
3. 'Staff-related' use of electricity in offices, meeting rooms etc (PCs, printers, copying machines, faxes, lights etc)	3 % reduction in 2009–2011 (base year 2008)	Reduced 4.1%
4. Energy required for heating the buildings	3 % reduction of heating energy at Kongens Nytorv 6 in 2009	Reduced by 4.4 %
	Offsetting of emissions caused by the production of heating energy	922 tonne CO <sub>2</sub> to be offset
5. Quantity of paper required for printing documents and emails	0-growth in 2010 (compared with 2009)	A 2010 target
6. Paper consumption in printing publications at external printers	0-growth in 2010 (compared with 2009)	A 2010 target
7. Consumption of food products (canteen) and production of waste	A framework contract in place by the end of 2010	A 2010 target
8. Production of household waste	A pie chart showing the estimated amount of waste from different sources by the end 2009	Included in this report
<b>Business travel</b>		
9. Travel of staff going on missions and external people coming to EEA-organised meetings	Offsetting of all CO <sub>2</sub> emissions caused by flights ordered by EEA from its travel agency	600 tonne CO <sub>2</sub> to be offset
<b>Procurement</b>		
Procurement and use of: 10. Furniture 11. IT equipment 12. Office supplies	All physical items procured with a focus on their environmental dimension	Environmental aspect included in procurements procedures for current framework contracts.
<b>Information products and services</b>		
13. Green communication/awareness raising activities	Approved procedure on how the Communication programme proactively raises awareness, and communicates in-house and externally about the EEA's environmental measures and performance and its plans towards a zero emissions organisation.	Postponed to 2010
14. Transparency of EEA environmental impacts to contribute to sustainable development	Final list of sustainability indicators to be approved by the management	Postponed to 2010

**Note:** This environmental report has been verified by Det Norske Veritas, Danmark; DANAK accredited nr. 6001, on 4 May 2010.

## Annex A Certificate of EMAS registration

### Certifikat for EMAS-registrering Certificate of EMAS-Registration



**European Environment Agency**

Kongens Nytorv 6  
DK 1050 København K

**Registreringsnummer**  
Registration Number  
**DK-000244**

**Registreret første gang**  
Date of first registration  
**05-04-2005**

**Certifikatet er gyldigt indtil**  
This certificate is valid until  
**01-08-2011**

**Udstedelsesdato**  
Date of issue  
**07-06-2010**

Denne organisation har indført et miljøledelsessystem, og udarbejdet en miljøredegørelse i henhold til forordning (EF) nr. 761/2001 med det formål at fremme en løbende forbedring af organisationens miljøindsats og resultater, og informere offentligheden herom. Miljøledelsessystemet og miljøredegørelsen er verificeret af en uafhængig tredjepart.

This organisation has established an environmental management system and prepared an environmental statement according to Regulation (EC) No. 761/2001 to promote the continual improvement of environmental performance and to inform the public hereof. The environmental management system and the environmental statement are verified by an independent third party.



Lars Hindkjær  
Direktør  
Director-General

**Miljøstyrelsen**  
Miljøministeriet



## Annex B Statement on financial position

**Table B.1 Income 2005–2009 (million EUR)**

	2005	2006	2007	2008	2009
EU subventions	26.9	27.6	29.0	31.7	34.6
EFTA contribution	0.6	0.6	0.6	0.7	0.8
New EEA member countries' contributions	3.8	4.7	4.2	4.3	4.4
Miscellaneous revenues	0.8	4.2	1.3	0.4	0.1
<b>Total</b>	<b>32.1</b>	<b>37.1</b>	<b>35.1</b>	<b>37.1</b>	<b>39.9</b>

**Note:** As the figures above are rounded, the sum of the individual figures may differ slightly from the total.

**Table B.2 Expenditure (E) 2005–2008 and budget (B) 2009 (million EUR)**

	2005 E	2006 E	2007 E	2008 E	2009 B
Staff and administration	18.3	20.2	21.1	22.7	24.0
Operational expenditure	13.8	16.9	14.0	14.4	15.9
<b>Total</b>	<b>32.1</b>	<b>37.1</b>	<b>35.1</b>	<b>37.1</b>	<b>39.9</b>

**Table B.3 Operational expenditure and related staff allocations (FTE) for 2009 by programme area and project group**

Strategic action non-resource lines	EUR 1 000			Full time employees (FTE)		
	Core funds	Other sources *	Total	Core	Other sources	Total
1 Environmental themes	199		199	13.4		13.4
2 Cross-cutting themes	881		881	15.9		15.9
3 Integrated environmental assessments	1 097		1 097	10.6	0.1	10.7
4 Information services and communications	1 813		1 813	29.8		29.8
5 EEA Governance and partnerships				9.6		9.6
6 EEA internal management and administration				52.4		52.4
<b>Subtotal</b>	<b>3 990</b>		<b>3 990</b>	<b>131.7</b>	<b>0.1</b>	<b>131.8</b>
<b>Resource lines:</b>						
ETCs	8 043	216	8 259			
Communication	711		711			
IT Infrastructure	1 792		1 792			
Meetings	775	62	837			
Translations	513		513			
<b>Subtotal</b>	<b>11 834</b>	<b>278</b>	<b>12 112</b>	<b>131.7</b>	<b>0.1</b>	<b>131.8</b>
<b>Total</b>	<b>15 824</b>	<b>278</b>	<b>16 102</b>			

**Note:** FTE: Excluding 'leave and absences of staff'.

\* Other sources are not listed for 2009 as they were structured according to the Management Plan of 2008.

**Table B.4 Breakdown of committed funds for ETCs (in 1 000 EUR) – core funds only**

	<b>Water</b>	<b>Air/Climate change</b>	<b>Biodiversity</b>	<b>Land Use and Spatial Information</b>	<b>Sustainable Consumption and production</b>	<b>Total allocation</b>
1 Environmental themes	1 323	1 637	899	39	0	3 898
2 Cross-cutting themes	0	625	0	874	1 050	2 549
3 Integrated environmental assessments	0	150	0	53	30	233
4 Information services and communications	0	0	0	426	0	426
5 EEA Governance and partnerships	0	0	0	0	0	0
6 EEA internal management and administration	144	288	160	195	150	937
<b>Total</b>	<b>1 467</b>	<b>2 700</b>	<b>1 059</b>	<b>1 587</b>	<b>1 230</b>	<b>8 043</b>

# Annex C Status on human resources

## Status on human resources – officials, temporary agents, contract agents and national experts

**Table C.1 Staff development, 2005–2009**

Category	2005	2006	2007	2008	2008
A (academic staff)	47				
B (technical staff)	32				
C (secretarial staff)	24				
D (service staff)	4				
AD		49	51	53	57
AST		61	60	63	64
National experts	16	17	21	21	20
Contract agents	18	30	34	30	36
<b>Total</b>	<b>141</b>	<b>157</b>	<b>166</b>	<b>167</b>	<b>177</b>

**Note:** The categories in 2006, 2007, 2008 and 2009 are according to the new staff regulation.

**Table C.2 Staff by category and nationality on 31 December 2009**

	Austria	Belgium	Bulgaria	Cyprus	Czech Republic	Denmark	Estonia	Finland	France	Germany	Greece	Hungary	Iceland	Ireland	Italy	Latvia	Lithuania	Netherlands	Norway	Poland	Portugal	Romania	Slovakia	Slovenia	Spain	Sweden	Turkey	United Kingdom	Switzerland	Total	
AD		4			5	1	7	10	2			1	1	2				3		1	3	2	1	1	1	3		9		57	
AST	1	2	2		30	3	4	3						1	1			1			1				8	4		3		64	
National experts					1		1	2					1	1	4									1	1	1	5	1	1	20	
Contract agents		2			8	1		2	2			1		1	2	2	1				3	1	1	1		2	2		3	1	36
<b>Total</b>	<b>1</b>	<b>8</b>	<b>2</b>		<b>44</b>	<b>1</b>	<b>4</b>	<b>14</b>	<b>17</b>	<b>2</b>	<b>1</b>	<b>2</b>	<b>4</b>	<b>9</b>	<b>2</b>	<b>1</b>	<b>4</b>	<b>4</b>	<b>5</b>	<b>3</b>	<b>3</b>	<b>3</b>	<b>1</b>	<b>12</b>	<b>10</b>	<b>5</b>	<b>16</b>	<b>2</b>	<b>177</b>		

**Figure C.1 Staff by gender on 31 December 2009**

Staff by gender as of 31.12.2009



**Table C.3 EEA promotions in 2009**

<b>Category AD</b>	<b>AD 5-6</b>	<b>AD 6-7</b>	<b>AD 7-8</b>	<b>AD 8-9</b>	<b>AD 9-10</b>	<b>AD 10-11</b>	<b>AD 11-12</b>	<b>AD 12-13</b>	<b>AD 13-14</b>	<b>AD 14-15</b>	<b>Total AD</b>
Number of staff promoted			2	1	2	1					6
<b>Category AST</b>	<b>AST 1-2</b>	<b>AST 2-3</b>	<b>AST 3-4</b>	<b>AST 4-5</b>	<b>AST 5-6</b>	<b>AST 6-7</b>	<b>AST 7-8</b>	<b>AST 8-9</b>	<b>AST 9-10</b>	<b>AST 10-11</b>	<b>Total AST</b>
Number of staff promoted	1		2	2	1	1		1			8

**Note:** Grading reflects the situation after the new staff regulation. Officials and temporary agents only.

# Annex D Members of the EEA Management Board

As of 31 December 2009

<b>Austria</b>	Elisabeth Freytag ( <i>Vice-Chair, Bureau member</i> )	Federal Ministry of Agriculture, Forestry, Environment and Water Management
<b>Belgium</b>	Veronique Verbeke	Bruxelles Environnement – IBGE/Leefmilieu Brussel – BIM
<b>Bulgaria</b>	Dimitar Vergiev Executive Director	Executive Environment Agency
<b>Cyprus</b>	Antonis Antoniou Director Environment Service	Ministry of Agriculture, Natural Resources and Environment
<b>Czech Republic</b>	Veronika Hunt Šafránková Director EU Department	Ministry of Environment
<b>Denmark</b>	Niels Christensen Director General	Agency for Spatial and Environmental Planning
<b>Estonia</b>	Allan Gromov Deputy Secretary General	Ministry of Environment
<b>Finland</b>	Markku Nurmi Director General	Ministry of the Environment
<b>France</b>	Michèle Rousseau Adjointe à la Commissaire Générale au Développement	Ministère de l'Écologie et du Développement Durable
<b>Germany</b>	Karsten Sach ( <i>Chair, Bureau member</i> ) Deputy Director-General Directorate for International Cooperation	Bundesministerium für Umwelt, Naturschutz und Reaktorsicherheit
<b>Greece</b>	Mata Aravantinou Head of Section Environmental Planning Division	Ministry of Environment, Physical Planning and Public Works
<b>Hungary</b>	Erzsébet Gergely ( <i>Vice-Chair, Bureau member</i> ) Head of Department	Department of Environmental Policy and Strategy Ministry of Environment and Water
<b>Iceland</b>	Hermann Sveinbjörnsson Head of Division	Ministry for the Environment, Office of Nature Conservation and Quality of Life
<b>Ireland</b>	Michael Layde Assistant Secretary General	Department of the Environment, Heritage and Local Government
<b>Italy</b>	Corrado Clini Director General	Sustainable Development and International Global Environment Ministero dell'Ambiente
<b>Latvia</b>	Guntis Puķītis State Secretary	Ministry of Environment
<b>Liechtenstein</b>	Felix Näscher Director General	Ministry for the Environment Department of Forests, Nature and Landscape
<b>Lithuania</b>	Aleksandras Spruogis Undersecretary	Ministry of Environment
<b>Luxembourg</b>	Eric de Brabanter Economiste	Ministère de l'Environnement
<b>Malta</b>	Martin Seychell Director, Environment Protection	Malta Environment and Planning Authority
<b>The Netherlands</b>	Kees Plug Director, Environmental Quality and Sustainable Production	Ministry of Housing, Spatial Planning and Environment
<b>Norway</b>	Harald Rensvik Secretary General	Ministry of Environment
<b>Poland</b>	Andrzej Jagusiewicz ( <i>Vice-Chair, Bureau member</i> ) Chief Inspector	Chief Inspectorate for Environmental Protection
<b>Portugal</b>	António Gonçalves Henriques Presidente	Agência Portuguesa do Ambiente Ministério do Ambiente e do Ordenamento do Território

<b>Romania</b>	Ciprian Constantin Ghioc Vicepresident	National Environmental Protection Agency
<b>Slovak Republic</b>	Stanislav Stofko Director General	Slovak Environmental Agency
<b>Slovenia</b>	Silvo Žlebir Director General	Environmental Agency of the Republic of Slovenia
<b>Spain</b>	María Jesús Rodríguez de Sancho ( <i>Vice-Chair, Bureau member</i> ) Director General de Calidad y Evaluación Ambiental	Ministerio de Medio Ambiente y Medio Rural y Marino
<b>Sweden</b>	Maria Ågren Executive Director	Swedish Environmental Protection Agency
<b>Switzerland</b>	Bruno Oberle Director	Federal Office for the Environment (FOEN)
<b>Turkey</b>	Prof. Dr. Hasan Zuhuri Sarikaya Under Secretary of State	Ministry of Environment and Forestry
<b>United Kingdom</b>	John Custance Chief Statistician Head of Environment Statistics Services	Department for Environment, Food and Rural Affairs (Defra)
<b>EEA Scientific Committee (Chairman)</b>	Dr Detlef F. Sprinz	PIK-Potsdam Institute for Climate Impact Research
<b>European Commission</b>	Timo Mäkelä ( <i>Bureau member</i> ) Director	DG Environment
<b>European Commission</b>	Manuela Soares Director	Directorate Environment, DG Research
<b>Designated by the European Parliament</b>	Dr Ludger-Anselm Verstejl Professor	
<b>Designated by the European Parliament</b>	Michael Scoullos ( <i>Bureau member</i> ) Professor, Director of Environmental Chemistry Laboratory	MIO-ECSDE University of Athens

# Annex E Members of the EEA Scientific Committee

## As of 31 December 2009

Prof Marc Bonazountas	National Technical University of Athens, School of Civil Engineering, Greece
Prof Pierluigi Cocco	Department of Public Health, Occupational Health Section, University of Cagliari, Italy
Dr Yves Desaubies (Vice-Chair)	Mersea Conseil, Scientific and Technical Consultant, France
Prof Dr Helmut Haberl	IFF — Social Ecology (Vienna), Klagenfurt University, Austria
Prof Mogens Henze	Technical University of Denmark, Department of Environmental Engineering, Denmark
Dr Ole Hertel	Department of Atmospheric Environment National Environmental Research Institute, University of Århus, Denmark
Prof Richard K Johnson	Department of Aquatic Sciences and Assessment, Swedish University of Agricultural Sciences, Sweden
Dr Ulrike Kastrup	SBB — Swiss Federal Railways, Switzerland
Dr Pierre Laconte (Vice-Chair)	Foundation for the Urban Environment, Belgium
Prof Eckart Lange	Department of Landscape, The University of Sheffield, United Kingdom
Dr Owen McIntyre	Faculty of Law, University College Cork, National University of Ireland, Ireland
Prof Peter Novak	Energotech d.o.o., Slovenia
Dr Jouni Paavola	Sustainability Research Institute, School of Earth and Environment, University of Leeds, United Kingdom
Dr Nadia Pinardi	University of Bologna, Italy
Prof Anette Reenberg	Department of Geography and Geology, University of Copenhagen, Denmark
Dr Detlef F. Sprinz (Chair)	PIK-Potsdam Institute for Climate Impact Research, Transdisciplinary Concepts & Methods (RD IV), Germany
Dr Sybille van den Hove	Median SCP, Spain
MSc Theo Vermeire	National Institute of Public Health and Environment (RIVM), Expert Centre for Substances/Stoffen Expertise Centrum, The Netherlands
Prof Peter Wadhams	Department of Applied Mathematics and Theoretical Physics (DAMTP), University of Cambridge, Centre for Mathematical Sciences, United Kingdom
Dr Tomasz Zyllicz	Economics Department, Warsaw University, Poland

# Annex F EEA national focal points

## As of 31 December 2009

<b>Albania</b>	Auron Meneri	Ministry of Environment, Forests and Water Administration
<b>Austria</b>	Johannes Mayer	Umweltbundesamt (UBA)/ Federal Environment Agency
<b>Belgium</b>	Jan Voet	Intergewestelijke Cel voor Leefmilieu (IRCEL)
<b>Bosnia-Herzegovina</b>	Mehmed Cero	Federal Ministry for Physical Planning and Environment
<b>Bulgaria</b>	Ivanka Todorova	Bulgarian Executive Environment Agency (BEEA)
<b>Croatia</b>	Jasna Butuči	Croatian Environment Agency (CEA)
<b>Cyprus</b>	Christina Pantazi	Ministry of Agriculture, Natural Resources and Environment
<b>Czech Republic</b>	Jiří Hradec	Czech Environmental Information Agency (CENIA)
<b>Denmark</b>	Michael Stjernholm	National Environmental Research Institute (NERI)
<b>Estonia</b>	Leo Saare	Estonian Environment Information Centre (EEIC)
<b>Finland</b>	Tapani Säynätkari	Finnish Environment Institute (SYKE)
<b>France</b>	Jacques Thorette	Ministère de l'écologie, de l'énergie, du développement durable et de l'aménagement du territoire (MEEDDAT)
<b>Germany</b>	Christina Pykonen	Umweltbundesamt (UBA)/ Federal Environment Agency
<b>Greece</b>	Mata Aravantinou	Ministry for the Environment, Physical Planning and Public Works
<b>Hungary</b>	Gabriella Pajna	Ministry for Environment and Water
<b>Iceland</b>	Gunnar Jónsson	Environment Agency of Iceland
<b>Ireland</b>	Micheál Lehane	Environmental Protection Agency (EPA)
<b>Italy</b>	Claudio Maricchiolo	Istituto Superiore per la Protezione e Ricerca Ambientale (ISPRA)
<b>Latvia</b>	Vita Slanke	Latvian Environment, Geology and Meteorology Agency
<b>Liechtenstein</b>	Hermann Schmuck	National Office for Forests, Nature and Landscape
<b>Lithuania</b>	Liutauras Stoškus	Environmental Protection Agency (EPA)
<b>Luxembourg</b>	Eric De Brabanter	Ministère de l'Environnement
<b>Former Yugoslav Republic of Macedonia</b>	Svetlana Gjorgjeva	Ministry of Environment and Physical Planning
<b>Malta</b>	Antoine Zahra	Malta Environment and Planning Authority
<b>Montenegro</b>	Dragan Asanovic	Ministry of Tourism and Environment



<b>Netherlands</b>	Roel Thomas	Netherlands Environmental Assessment Agency
<b>Norway</b>	Johnny Auestad	Norwegian Pollution Control Authority
<b>Poland</b>	Lucyna Dygas-Ciołkowska	Chief Inspectorate for Environmental Protection
<b>Portugal</b>	Regina Vilão	Agência Portuguesa do Ambiente
<b>Romania</b>	Dorina Mocanu	Ministry of Environment and Sustainable Development
<b>Serbia</b>	Dejan Lekic	Serbian Environmental Protection Agency (SEPA)
<b>Slovak Republic</b>	Vladimír Benko	Slovak Environmental Agency
<b>Slovenia</b>	Jelko Urbančič	Environment Agency of the Republic of Slovenia
<b>Spain</b>	Javier Cachón de Mesa	Ministerio de Medio Ambiente Medio Rural y Marino
<b>Sweden</b>	Ninni Borén and Titus Kyrklund	Swedish Environmental Protection Agency
<b>Switzerland</b>	Céline Girard and Nicolas Perritaz	Federal Office for the Environment (FOEN)
<b>Turkey</b>	A. Çađatay Dikmen	Ministry of Environment and Forestry
<b>United Kingdom</b>	James Tucker	Department for Environment, Food and Rural Affairs (DEFRA)
<b>European Commission</b>	Peter Wicks	DG Environment
<b>European Commission</b>	Paul C. Smits	Institute for Environment and Sustainability, Joint Research Centre
<b>European Commission</b>	Christian Heidorn	Eurostat

# Annex G EEA European topic centres — Consortium leaders and partners

As of 31 December 2009

<b>European Topic Centre on Water (ETC/W)</b>	<p>Anita Künitzer CENIA, Czech Environmental Information Agency Prague, Czech Republic</p>
	<p>Lead: CENIA, Czech Environmental Information Agency, Czech Republic Bundesanstalt für Geowissenschaften und Rohstoffe (BGR), Germany DHI Water &amp; Environment, Denmark Ecologic — Institute for International and European Environmental Policy, Germany Finnish Environment Institute, Finland Institute for Water of the Republic of Slovenia, Slovenia Institute of Marine Sciences, Middle East Technical University, Turkey Istituto Nazionale di Geofisica e Vulcanologia (I.N.G.V.), Italy Norsk Institutt for Vannforskning (NIVA), Norway National Technical University of Athens (NTUA), Greece The International Council for the Exploration of the Sea (ICES), Denmark</p>
<b>European Topic Centre on Land Use and Spatial Information (ETC/LUSI)</b>	<p>Andreas Littkopf European Topic Centre on Land Use and Spatial Information Barcelona, Spain</p>
	<p>Lead: Universitat Autònoma de Barcelona (UAB), Spain The Danube Delta National Institute (DDNI), Romania ALTERRA, the Netherlands GEOVILLE, Austria The Institute of Geodesy, Cartography and Remote Sensing (FÖMI), Hungary GISAT, Czech Republic University Joseph Fournier, France Institut für Informatik — Universität Münster (Ifgi — Univ. Münster), Germany The Umweltbundesamt Wien (UBA), Austria Istituto Superiore per la Protezione e la Ricerca Ambientale (ISPRA), Italy CONTERRA, Germany</p>
<b>European Topic Centre on Air and Climate Change (ETC/ACC)</b>	<p>Paul Ruysenaars Planbureau voor de Leefomgeving Bilthoven, the Netherlands</p>
	<p>Lead: Netherlands Environmental Assessment Agency (PBL, i.e. Planbureau voor de Leefomgeving), the Netherlands Umweltbundesamt, deputy leader, Germany Norwegian Institute for Air Research (NILU), Norway Umweltbundesamt Wien (UBA-V), Austria AEA Technology (AEAT), the United Kingdom Aristotle University of Thessaloniki (AUTH), Greece Czech Hydrometeorological Institute (CHMI), Czech Republic Norwegian Meteorological Institute (MET.NO), Norway Regional Environmental Center (REC), Hungary TNO-MEP, the Netherlands Öko-Institute, Germany</p>

---

**European Topic Centre on Biological Diversity (ETC/BD)**

Dominique Richard  
National Museum of Natural History  
Paris, France

Lead: Muséum National d'Histoire Naturelle (National Museum of Natural History), Paris, France  
Agency for Nature Conservation and Landscape Protection of the Czech Republic (AOPK-CR, Agentura ochrany přírody a krajiny České republiky), Praha, Czech Republic  
European Centre for Nature Conservation (ECNC), Tilburg, the Netherlands  
European Forest Institut, Joensuu, Finland  
Institute of Landscape Ecology, Slovak Academy of Sciences (ILE-SAS, Ústav krajinej ekológie SAV), Bratislava, Slovakia  
Istituto Centrale per la Ricerca scientifica e tecnologica Applicata al Mare, Roma, Italy  
Joint Nature Conservation Committee, Peterborough, the United Kingdom  
Estonian Environment Information Centre, Tallinn, Estonia  
Wetlands International, Wageningen, the Netherlands

---

**European Topic Centre on Sustainable Consumption and Production (ETC/SCP)**

Birgit Munck-Kampmann  
Copenhagen Resource Institute  
Copenhagen, Denmark

Lead: Copenhagen Resource Institute, Denmark  
Environment Agency for England and Wales, the United Kingdom  
Umweltbundesamt GmbH, Austria  
Wuppertal Institute for Climate, Environment and Energy, Germany  
Estonian Environment Information Centre, Estonia  
Regional Environment Center for Central and Eastern Europe, Hungary  
Agenzia per la Protezione dell'Ambiente e per i Servizi Tecnici, Italy

---

# Annex H EEA staff

## As of 31 December 2009

<b>EDO: Executive Director's office</b>	
Jacqueline MCGLADE	Executive Director
Anne-Marie BUTTOLO	Project manager — Internal Audit Capability
<i>EDO1: Executive Director's office</i>	
Petra FAGERHOLM	Head of group
Naomi BARMETTLER	Secretary — EDO support
Lise DAHM	Secretary — EDO support
Maria HENZE	Secretary — EDO support
Ulrike HOFFMANN	Secretary — EDO support
<i>EDO2: International cooperation</i>	
David STANNERS	Head of group
Nikolaj BOCK	Senior advisor on International Affairs
Svetlana MAENCHEN	Resource officer
Elisabetta SCIALANCA	Project manager — Environment and health
<b>ACC: Air and climate change</b>	
Jeff HUNTINGTON	Head of programme
Bitten SERENA	Resource officer — ACC
<i>ACC1: Mitigation</i>	
Andreas BARKMAN	Head of group
Martin ADAMS	Project manager — Air emissions
Catherine BRYTYGIER	Secretary — ACC1 support
Francois DEJEAN	Project officer — Climate change
Ricardo FERNANDEZ	Project officer — Climate change analyst
Eva GOOSSENS	Project manager — Integrated pollution prevention and control directive
<i>ACC2: Air quality and noise</i>	
Aphrodite MOURELATOU	Head of group
Dana BJURNER	Secretary — ACC support
Peder GABRIELSEN	Project officer — Air quality and noise data
Anke LÜKEWILLE	Project manager — Air quality
Colin NUGENT	Project manager — Noise

*ACC3: Energy and transport*

Peder JENSEN	Head of group
Anca-Diana BARBU	Project manager – Energy and environment

**ADS: Administrative services**

Jean MOEREMANS	Head of Administrative Services
Helle MØLLER	Secretary – ADS support

*ADS1: Human resource management*

Catia MARIGO	Head of group
Luis Miguel CASTANHEIRA DOS SANTOS PINTO	Project manager – Training and development coordination
Hakan DULKADIROGLU	Human resource policy officer
Birgitta DØSSING	Secretary – Personnel administration
Camilla GUSTAFSSON	Secretary
Henriette OLSEN	Project officer – Recruitment coordination
Monica PALAO CALVO	Secretary – Competitions
Lene PEDERSEN	Project officer – Personnel
Louise PLUNKETT SØNDERBY	Project officer – Personnel

*ADS2: Budget, finance, resources*

Søren NIELSEN	Head of group
Gerda RAINER	Resource officer – ADS
Lisa SØRENSEN	Secretary – Travel service
Christina THOMSEN	Secretary – Travel service

*ADS3: Accounting*

Anne-Li HARTMANN-FITZGERALD	Head of group
Harald ELMGAARD	Project officer – Accounting
Jimmy FLINDT	Project officer – Accounting

*ADS4: Legal matters*

Olivier Joël Lilian CORNU	Project officer – Procurement and acting legal adviser
---------------------------	--

<b>COM: Communications</b>	
Katja ROSENBOHM	Head of programme
Arita HOKKANEN	Secretary/Resource officer — COM support
<i>COM1: Web and multimedia</i>	
Ann DOM	Head of group
Flavio FERGNANI	Project manager — Multimedia development
Marie JAEGLY	Project officer — Web content management
Rolf KUCHLING	Project officer — Multimedia designer
Karolina SLOWINSKA	Project manager — Multimedia productions for young audience
<i>COM2: Media and public relations</i>	
Teresa Ruch OLSEN	Head of group
Mike ASQUITH	Editor
Ove CASPERSEN	Project manager — Marketing / Licensing / Public information products
Gülcin KARADENIZ	Press officer
Oscar ROMERO SANCHEZ	Press officer
Marisa TURANZAS	Secretary — Communications
<i>COM3: Public outreach, internal communication</i>	
Malene BRUUN	Head of group
Nha-Yong AU	Project officer / COM3 assistant
Anna GASQUET	Project officer / COM3 assistant
Jesse GOODMAN	Project officer / COM3 assistant
Iben STANHARDT	Project officer / COM3 assistant
Andreea Simona ZAINEA	Secretary
<i>COM4: EU coordination and Brussels office</i>	
Paul McALEAVEY	Head of group
Hanne ANDERSEN	Secretary — COM4 support
Paul CSAGOLY	Editor
Brendan KILLEEN	Project manager — Press officer
Josiane RIVIERE	Project manager, Head of Brussels Liaison Office
Johannes SCHILLING	Project manager, Brussels Liaison Office

<b>GAN: Governance and networks</b>	
Gordon MCINNES	Deputy Director/Head of programme
Giuseppe ARISTEI	Project manager — Mediterranean area cooperation
David EGILSON	Project manager — Secretariat of the EPA network
Isabel FONTECHA	Secretary — GAN support
Anna FYRLUND JÖNSSON	Programme secretary
Adriana GHEORGHE	Project manager — Cooperation EU neighbours and Central Asia
Tommi MULTALA	Resource officer
<i>GAN1: Governance and Eionet coordination</i>	
Galina HRISTOVA	Head of group
Cigdem ADEM	Project manager — Eionet country support
Milan CHRENKO	Project manager — NFP/Eionet coordinator
Barbara CLARK-DANIELOWSKI	NFP/Eionet coordination and international cooperation
Elena OSTARIZ COLLADO	Secretary — Management Board and Scientific Committee support
Ilona SCHIØLER	Secretary — NFP/Eionet support
<b>IEA: Integrated Environmental Assessments</b>	
Jock MARTIN	Head of programme
David GEE	Senior adviser — Science, Policy, Emerging issues
Pernille FOLKMANN	Secretary — IEA support
Anna Carin JOHANSSON	Resource officer
Mahmut Özgür SAKI	Project manager — Waste prevention and management
Hans VOS	Senior adviser — Environmental economics
Jean-Louis WEBER	Project manager — Senior adviser — Economic environmental accounting
<i>IEA1: Major integrated assessments</i>	
Jan-Erik PETERSEN	Head of group
Thomas HENRICH	Project manager — Biodiversity and ecosystems
Ybele HOOGEVEEN	Project manager — Nature protection and biodiversity
Dorota JAROSINSKA	Project manager — Environment and health
Valérie LAPORTE	Project manager — Ecosystems assessments
Marina SITKINA	Secretary

<i>IEA2: Strategic futures</i>	
Teresa RIBEIRO	Head of group
Corine GUMA	Secretary
Anita PIRC VELKAVRH	Project manager — Forward looking studies
Axel VOLKERY	Project manager — Forward looking studies
<i>IEA3: Sustainable consumption and production</i>	
Lars MORTENSEN	Head of group
Pinar EROL	Project manager — Sustainable consumption and production
Bodil LARSEN	Secretary — IEA3 group support
Pawel KAZMIERCZYK	Project manager — Material flows
Almut REICHEL	Project manager — Sustainable consumption and production
Gerald VOLLMER	Seconded official — sustainable chemistry, pharmaceuticals in the environment
<b>NSV: Natural systems and vulnerability</b>	
Ronan UHEL	Head of programme
Eva CARLSON	Resource officer — NSV
Charlotta COLLIANDER GOLDING	Secretary — NSV support
Charlotte ISLEV	Secretary — NSV support
Eva ROYO GELABERT	Project manager — Marine assessments
Manuel WINOGRAD	Adviser — Socio-ecological dynamics
<i>NSV1: Biodiversity</i>	
Ivone Pereira MARTINS	Head of group
Katarzyna BIALA	Project manager — Biodiversity and ecosystems indicators
Elena CEBRIAN CALVO	Project manager — Agriculture
Felicidade DE DEUS MANICA	Secretary
Carlos DE OLIVEIRA ROMAO	Project manager — biodiversity and ecosystems
Josef HERKENDELL	Project manager — Climate change vulnerability and adaptation
Mette LUND	Project officer — Biodiversity information
Frederik SCHUTYSER	Project manager — Biodiversity analysis and indicators
Rania SPYROPOULOU	Project manager — Nature protection and biodiversity
Ahmet ULUDAG	Project manager — Invasive alien species



<i>NSV2: Water</i>	
Beate WERNER	Head of group
Iben BJURNER	Secretary — NSV2 group support
Trine CHRISTIANSEN	Project manager — Marine expert — Data and assessments
Robert COLLINS	Project manager — Agri-environmental expert
Bo JACOBSEN	Project manager — Water
Peter KRISTENSEN	Inland water expert — Integrated water resource management
<i>NSV3: Land</i>	
Philippe CROUZET	Head of group
Gorm DIGE	Project manager — Policy analysis
Markus ERHARD	Project manager — Environmental accounting analyst
Birgit GEORGI	Project manager — Urban issues
Oscar GOMEZ PRIETO	Project officer — Spatial analysis
Andrus MEINER	Project manager — Regional assessments and geospatial data
Branislav OLAH	Project manager — Land use analysis
<i>NSV4: Vulnerability and adaption</i>	
André JOL	Head of group
Stéphane ISOARD	Project manager — Climate change adaptation and outlooks
Annekathrin JAEGER	Project manager — Environmental scenarios analysis
André WEHRLI	Project manager — Risks and vulnerability
<b>OSE: Operational services</b>	
Sigfús BJARNASON	Head of programme
Linda JANDRUP	Resource officer — OSE
Samantha WILSON	Secretary — Translations
<i>OSE1: Production</i>	
Alejandra BIZE LOPEZ	Secretary
Henriette NILSSON PEDERSEN	Secretary — Publications and production
Pia SCHMIDT	Secretary — Publications and translations

<i>OSE2: IT and internal systems</i>	
Örjan LINDBERG	Head of group
Thomas HAUERSLEV	Technical assistant — Telephony, IT support and helpdesk services
Thanh LE	Project officer — System administration and IT helpdesk
Veronica Gottlieb MORTENSEN	Project manager — IT system analyst and developer
Rosa ORTIZ HUGUET	Secretary — Mail registration
Lars RØRUP	Project officer — System administration
Philipp WILHELM	Project officer — Document management
<i>OSE3: IT networking and public systems</i>	
Søren ROUG	Head of group
Jan BLIKI	Project officer — GIS system development
Antonio DE MARINIS	Project officer — Web manager
Peter KJELD	Project manager — Software development
Sebastien PETIT	Project officer — GIS system management
<i>OSE4: EMAS and facilities management</i>	
Tarja Porkka KNUDSEN	Head of group
Morten ANDERSEN	Technical assistant — Logistic services
Bo HANSGAARD	Technical assistant — Logistic services
Bente LASSEN	Technical assistant — Reception
Domingo ZORRILLA	Project officer — Logistic services
<b>SES: SEIS support</b>	
Chris STEENMANS	Head of programme
Charlotte ANDERSEN	Secretary — SES support
Anne-Dorthe CHRISTENSEN	Secretary
Jette KRISTENSEN	Resource officer
Robert LOWSON	GMES Bureau — Commission — Brussels
<i>SES1: SEIS and GMES</i>	
Stoyan BLAGOEV	Project officer — GMES <i>in-situ</i>
Giacomo DE'LIQUORI CARINO	Project manager — Disaster management and emergency response
Tim HAIGH	Head of group
Bernt RÖNDELL	Project manager — NFP/SEIS

---

*SES2: Data and indicators*

---

Hermann PEIFER	Head of group
Sheila CRYAN	Project officer — Eionet data flow
Roberta PIGNATELLI	Project Manager — Indicator development and management
David SIMOENS	Project officer — EEA data service
Marek STARON	Project officer — Data operator

---

*SES3: Information service*

---

Stefan JENSEN	Head of group
Bert JANSEN	Project officer
Paolo MEOZZI	Project manager — Knowledge development support services

---

# Annex I List of acronyms and abbreviations

ABM	Activity Based Management
ADAM	Adaptation And Mitigation strategies for Europe
AEG	Advisory Editorial Group
AER	Assembly of European Regions
AirBase	European Air quality database
AoA	Assessment of Assessments
AS	Atmospheric Service (GMES-related)
ASEAN	Association of South Eastern Asian Nations
BAP	Biodiversity Action Plan
BATs	Best Available Techniques
BD	Biological biodiversity
BD-DC	Biodiversity data centre
BISE	Biodiversity Information System for Europe
BLOSSOM	Bridging Long-term Scenarios and Strategy analysis — Organisation and Methods
BPA	bisphenol A
BREF	Best available techniques REFERENCE document
CAP	Common Agriculture Policy
CARDS	Programme of Community Assistance for Reconstruction, Development and Stabilisation
CBD	Convention on Biological Diversity
CBD-SBSTTA	CBD — Subsidiary Body on Scientific, Technical and Technological Advice
CDDA	Common Database on Designated Areas
CEDARE	Center for Environment and Development for the Arab Region and Europe
CHM	Clearing House Mechanism
CICES	Common International Classification of Ecosystem Services
CIFAS	Cross-compliance Indicators in the context of the Farm Advisory System
CIRCA	Communication and Information Resource Centre Administrator
CLC	CORINE land cover (see CORINE below)
CLRTAP	Convention on Long-Range Transboundary Air Pollution
CMS	Content management system
CO <sub>2</sub>	Carbon dioxide
COPERT	Software that allows calculations of air pollutant and greenhouse gas emissions from road transport
COP 9	9th Conference of the Parties
COP 15	15th Conference of the Parties
COPI	Cost of Policy Inaction on Biodiversity
Corinair	Programme to establish an inventory of emissions of air pollutants in Europe.
CORINE	Coordination of information on the environment
COST	European Cooperation in Science and Technology
CSCP	Centre on Sustainable Consumption and Production
CSI	Core set of indicators
DestiNet	Sustainable Tourism Information portal
DG Agriculture	The European Commission's Directorate-General for Agriculture and Rural Development
DG AIDCO	Directorate General EuropeAid Co-operation Office
DG BUDG	Directorate General Budget
DG COMM	Directorate General Communication
DG Enterprise	The European Commission's Directorate-General for Enterprise and Industry
DG Environment	The European Commission's Directorate-General for Environment
DG Mare	DG for Maritime Affairs and Fisheries
DG Research	The European Commission's Directorate-General for Research
DG SANCO	The European Commission's Directorate-General for Health and Consumer Protection
DG TREN	Directorate General for Energy and Transport
DIMESA	Directors Meeting of Environmental Statistics and Accounts
EAP	Environment Action Programme
EC	European Community
ECA	European Court of Auditors
ECAC	European Conference on Applied Climatology
ECAM	European Conference on Applications of Meteorology
EC-CHM	European Community's Clearing House Mechanism
ECDC	European Centre for Disease Control

ECDDA	European Common Database on Designated Areas
ECMWF	European Centre for Medium range Weather Forecasting
EEA	European Environment Agency
EECCA	Eastern Europe, Caucasus and Central Asia
EEHC	European Environment and Health Committee
EERM	Energy and environment reporting mechanism
EESC	European Economic and Social Committee
EFI	European Forest Institute
EFT	European Training Foundation
Eionet	European environment information and observation network
EMAS	EU Eco-Management and Audit Scheme
EMCDDA	European Monitoring Centre for Drugs and Drug Addiction
EMEP	European Monitoring and Evaluation Programme
EMF	Environmental Monitoring Facilitating
EMMA	European Marine Monitoring and Assessment
EMODNET	European maritime observation and data network
EMS	European Meteorological Society
END	Environmental Noise Directive
ENEA	European Network of Environmental Authorities
ENP	European Neighbourhood Policy
ENVI Committee	Committee on Environment, Public Health and Food Safety
EOE	Eye on Earth
EoI	Exchange of Information
EPA network	Network of Heads of European Environmental Protection Agencies
Epaedia	Environmental encyclopaedia developed by EEA
EPER	European Pollutant Emission Register
EPRG	Environmental Policy Review Group
E-PRTR	European Pollutant Release and Transfer Register
ESD	Education for Sustainable Development
ESA	European Space Agency
ESEA	European Strategy on Environmental Accounting
ESPACE	European Spatial Planning Adapting to Climate Events
ESPON	European Spatial Planning Observation Network
ETAP	Environmental Technology Action Plan
ETC/ACC	European Topic Centre on Air and Climate Change
ETC/BD	European Topic Centre on Biological Diversity
ETC/LUSI	European Topic Centre on Land Use and Spatial Information
ETC/RWM	European Topic Centre on Resource and Waste Management
ETC/SCP	European Topic Centre on Sustainable Consumption and Production
ETC/W	European Topic Centre on Water
ETR	Ecological Tax Reform
ETS	Emission Trading Scheme
EU	European Union
EU ETS	Emissions Trading System
EU-15	The fifteen Member States of the European Union prior to 1 May 2004, i.e. Austria, Belgium, Denmark, Finland, France, Germany, Greece, Ireland, Italy, Luxembourg, Netherlands, Portugal, Spain, Sweden, United Kingdom
EUNIS	European Nature Information System
Eureca	European Ecosystem Assessment
Eurostat	Statistical Office of the European Communities
EURRA	European climate reanalysis
Fairmodel	Forum for AIR quality MODelling in Europe
FAO	Food and Agriculture Organisation (of the United Nations)
FP7	Seventh Framework Research Programme
Frontex	European Agency for the Management of Operational Cooperation at the External Borders of the Member States of the European Union
FTE	Full-time equivalent
G8+5	Heads of government from the G8 nations (Canada, France, Germany, Italy, Japan, Russia, the United Kingdom and the United States), plus the heads of government of the five leading emerging economies (Brazil, China, India, Mexico and South Africa).

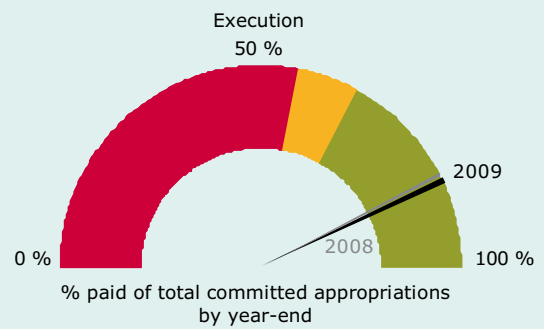
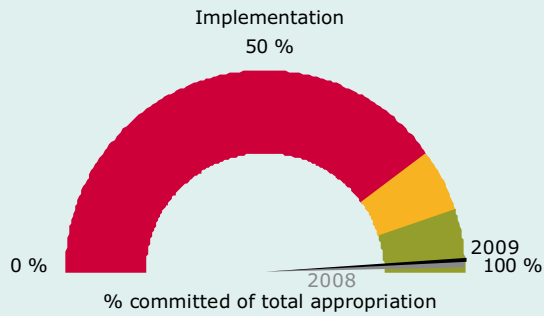
## Annex I List of acronyms and abbreviations

GAIN	Global Adaptation Information Network
GDP	Gross Domestic Product
GEMET	General Multilingual Environmental Thesaurus
GEO	Global Environment Outlook
GEO4	4th Global Environment Outlook report
GEOS	Global Earth Observation System of Systems
GGND	UNEP Global Green New Deal
GHG	Greenhouse Gas
GIS	Geographical Information System
GlobCorine	EEA-ESA project for operational land dynamics monitoring at pan-European scale
GMES	Global Monitoring for Environment and Security
Group of Four	Cooperation agreement between EEA and the three European Commission services of DG Environment, JRC and Eurostat
GSDI	Global Spatial Data Infrastructure
GSEI	Geographically Specific Transport Emission Inventory
HNV	High Nature Value
Horizon 2020	International initiative to tackle pollution in the Mediterranean by 2020
IARU	International Alliance of Research University
IAS	Invasive alien species
ICAN	International Coastal Atlas Network
ICAO	International Civil Aviation Organization
ICT	Information and communication technology
IMO	International Maritime Organization
INNOVA	Europe INNOVA is an initiative for innovation professionals supported by the European Commission.
INSPIRE	EC Directive for developing an Infrastructure for Spatial Information in Europe
IPBES	Intergovernmental Science-Policy Platform on Biodiversity and Ecosystem Services
IPCC	International Panel on Climate Change
IPPC	Integrated pollution prevention and control
IRIS	Industrial emissions database
ISOWG	In-Situ Observations Working Group
ITRE	Industry, Research and Energy Committee
IUCN	International Union for Conservation of Nature
IUFRO	Global Network for Forest Science Cooperation
JRC	Joint Research Centre of the European Commission
LCA	Life Cycle Analysis
LCP	Large combustion plant
LRTAP	EC Long-Range Transboundary Air Pollution Convention
LUCAS	Land Use Cover Area Frame Statistical Survey
LUDC	Land Use Data Centre
MA	Millennium Ecosystem Assessment
MACC	Monitoring Atmospheric Composition and Climate
MAP	Mediterranean Action Plan
MCPFE	Ministerial Conference for the Protection of Forests in Europe
MEP	Member of the European Parliament
MERM-MED	Mediterranean Environment Reporting Mechanism
MoU	Memorandum of Understanding
MSFD	Marine Strategy Framework Directive
NAMEA	National Accounts Matrix including Environmental Accounts
NATURA 2000 GIS	Natura2000 Geographical Information System
NEC	National Emissions Ceiling
NESIS	A Network to enhance a European Environmental Shared and Interoperable System
NFP	National focal point
NGO	Non-Governmental Organisation
Noise	Noise Observation and Information Service for Europe
NO <sub>x</sub>	Nitrogen Oxide
NRC	National Reference Centre
NTCCP	Network of Territorial Cohesion Related Contact Points
OECD	Organisation for Economic Cooperation
OHIM	Office for Harmonisation in the Internal Market

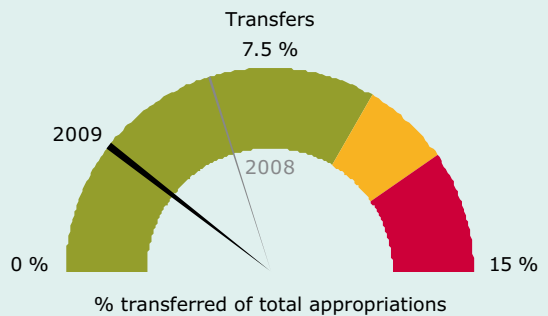
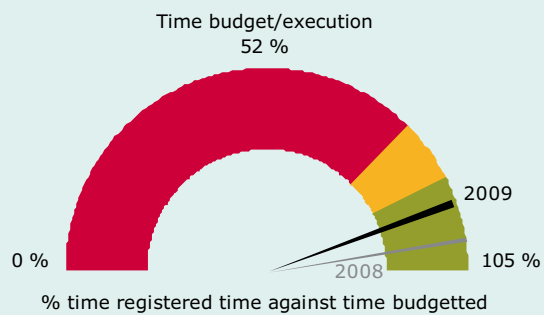
OSCE	Organisation for Security and Co-operation in Europe
PM <sub>10</sub>	Particulate matter with an [aerodynamic] diameter equal to or less than 10 µm
PPTOX	Scientific conference on foetal programming, toxicity and development
Prelude	PRospective Environmental analysis of Land Use Development in Europe
REDD	UN Reducing Emissions from Deforestation and Forest Degradation in Developing Countries
Reportnet	System of integrated IT tools and business processes creating a shared information infrastructure optimised to support European environmental reporting
SAON	Sustaining Arctic Observing Networks
SCP	Sustainable Consumption and Production
SEBI 2010	Streamlining European Biodiversity Indicators 2010
SEE	South East Europe
SEEA	Strategy for integrated Environmental and Economic Accounting
SEIS	Shared Environmental Information System for Europe
SEPA	Scottish Environment Protection Agency
SI	Structural Indicator
SISE	Single Information Space in Europe for the Environment
6th EAP	European Community's Sixth Environmental Action Programme
SO <sub>2</sub>	Sulphur Dioxide
SOED	State of the Environment and Development Report
SOER	The European environment — State and outlook report
S4C	Science for the Carpathians
TACIS	Community financing programme for 12 countries in Eastern Europe and Central Asia
TEEB	The Economics of Ecosystems and Biodiversity
TEN-T	Review of the trans-European transport network
TERM	Transport and environment reporting mechanism
TLA	Tourism Learning Area
TRAN	European Parliament's Committee on Transport and Tourism
TFEIP	Task Force on Emission Inventories and Projections
TWG	Thematic Working Group
UN	United Nations
UNCEEA	UN Committee of Experts on Environmental-Economic Accounting (UNCEEA)
UNDESA	United Nations Department of Economic and Social Affairs
UNDP	United Nations Development Programme
UNECE	United Nations Economic Commission for Europe
UNECE/CEP	United Nations Economic Commission for Europe, Committee on Environmental Policy
UNCEEA	Committee of Experts on Environmental-Economic Accounting
UNEP	United Nations Environment Programme
UNFCCC	United Nations Framework Convention on Climate Change
UNGA	United Nations General Assembly
WFD	Water Framework Directive
WDPA	World Database on Protected Areas
WCE	Western and Central Europe
WCMC	World Conservation Monitoring Centre
WHO	World Health Organization
WISE	Water Information System for Europe

# Annex J Balanced scorecard

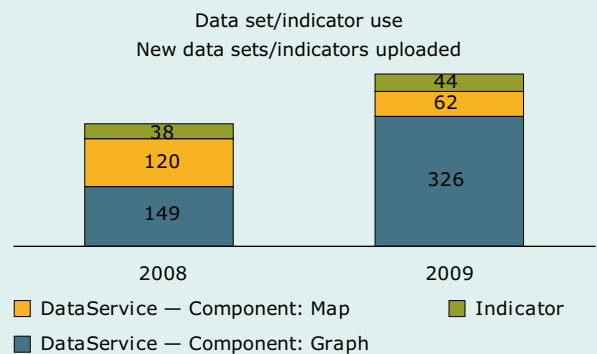
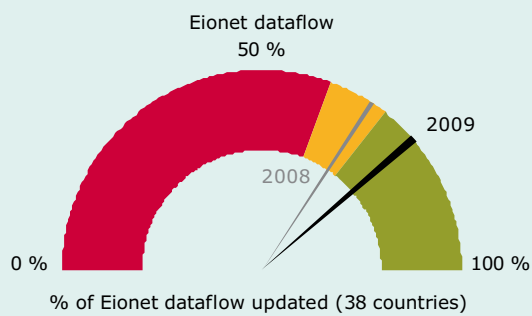
## Resource perspective Budget



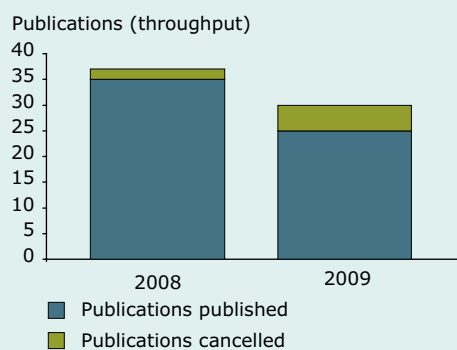
## Sound financial management



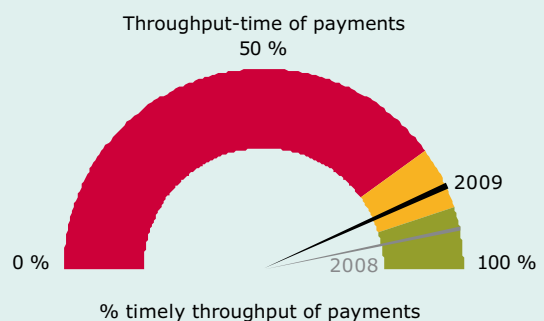
## Business perspective Supply chain



## Publications

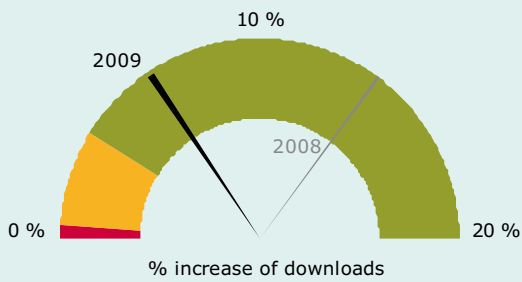
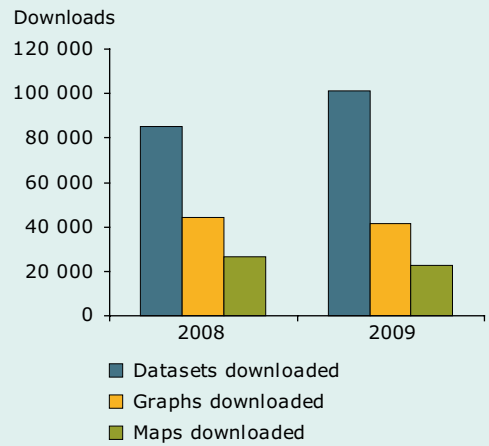


## Internal support

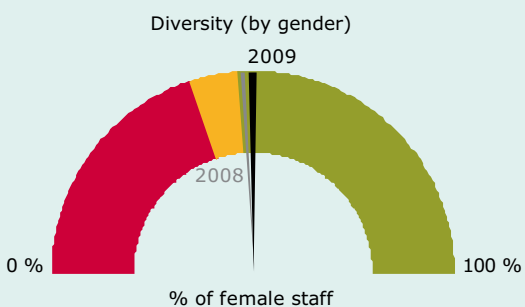
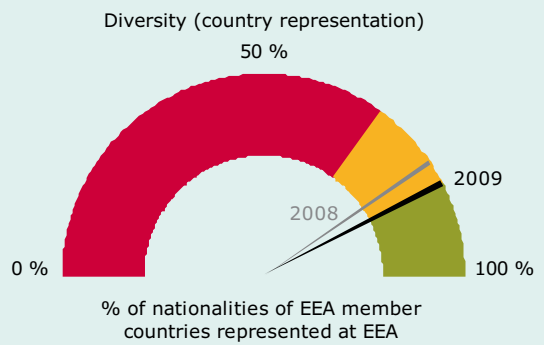
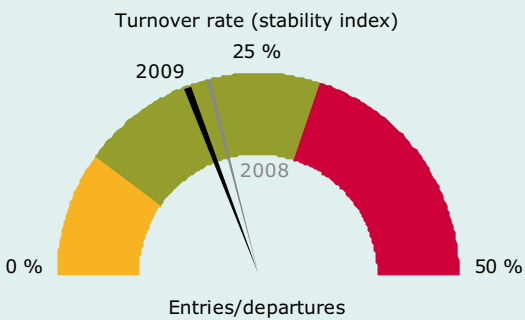




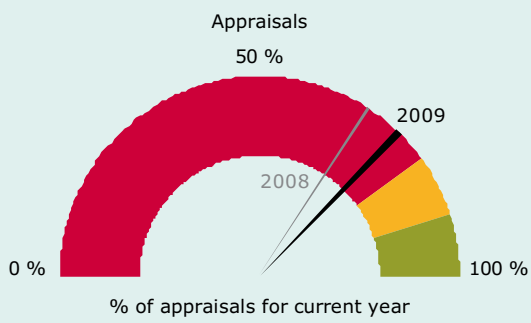
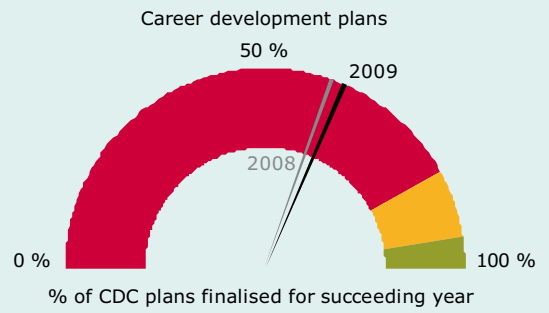
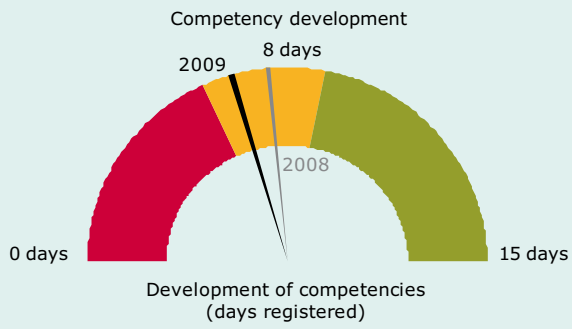
**Client perspective**  
**Relevance**



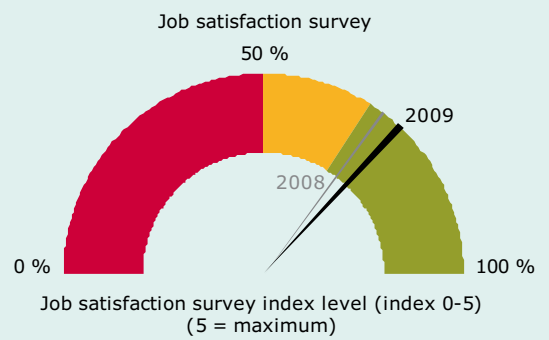
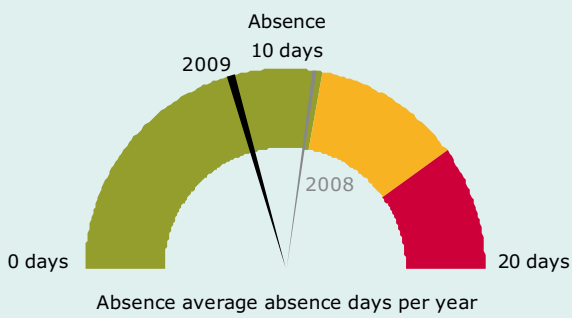
**Learning and growth perspective**  
**Work force**



**Capability**



**Motivation**



European Environment Agency

**Annual report 2009 and  
Environmental statement 2010**

2010 — 88 pp. — 21 x 29.7 cm

ISBN 978-92-9213-101-2

ISSN 1561-2120

DOI 10.2800/41820



European Environment Agency  
Kongens Nytorv 6  
1050 Copenhagen K  
Denmark  
Tel.: +45 33 36 71 00  
Fax: +45 33 36 71 99  
Web: [www.eea.europa.eu](http://www.eea.europa.eu)  
Enquiries: [www.eea.europa.eu/enquiries](http://www.eea.europa.eu/enquiries)

