

# Annual report 2006





# Annual report 2006



Cover design: EEA  
Layout: EEA

p. 4, 5, 8, 9, 19, 28, 30, 31, 32, 33: © Monica Rzeszot  
p. 6, 7, 40, 41: © Pawel Kazmierczyk, 2004  
p. 16: © Jon Aars, Norwegian Polar Institute  
p. 23, 24: © Téo Lannié/PhotoAlto  
p. 34, 35: © Eric Audras/PhotoAlto

### **Legal notice**

The contents of this publication do not necessarily reflect the official opinions of the European Commission or other institutions of the European Communities. Neither the European Environment Agency nor any person or company acting on behalf of the Agency is responsible for the use that may be made of the information contained in this report.

### **All rights reserved**

No part of this publication may be reproduced in any form or by any means electronic or mechanical, including photocopying, recording or by any information storage retrieval system, without the permission in writing from the copyright holder. For translation or reproduction rights please contact EEA (address information below).

Information about the European Union is available on the Internet. It can be accessed through the Europa server ([www.europa.eu](http://www.europa.eu)).

Luxembourg: Office for Official Publications of the European Communities, 2007

ISBN 978-92-9167-929-4  
ISSN 1561-2120

© EEA, Copenhagen, 2007

### **Environmental production**

This publication is printed according to high environmental standards.

### **Printed by Schultz Grafisk**

— Environmental Management Certificate: ISO 14001  
— IQNet — The International Certification Network DS/EN ISO 14001:2004

— Quality Certificate: ISO 9001: 2000  
— EMAS Registration. Licence no. DK — 000235  
— Ecolabelling with the Nordic Swan, licence no. 541 176  
— FSC Certificate — registration code: SW — COC — 698

### **Paper**

— Woodfree matt fine paper, TCF  
— The Nordic Swan label

*Printed in Denmark*



European Environment Agency  
Kongens Nytorv 6  
1050 Copenhagen K  
Denmark  
Tel.: +45 33 36 71 00  
Fax: +45 33 36 71 99  
Web: [www.eea.europa.eu](http://www.eea.europa.eu)  
Enquiries: [www.eea.europa.eu/enquiries](http://www.eea.europa.eu/enquiries)

# Contents

---

EEA mission.....	4
Message from the Executive Director.....	5
Message from the Chairman of the Board .....	6
1 Introduction.....	7
2 Information systems and networks.....	10
3 Tackling climate change .....	15
4 Tackling biodiversity loss and understanding spatial change .....	19
5 Protecting human health and quality of life.....	23
6 Supporting sustainable use and management of natural resources and waste.....	28
7 Sustainable development and other environmental policies.....	30
8 Communications and institutional relations.....	34
9 The EEA in the wider world.....	38
10 Internal developments.....	40
Annex A Statement on financial position .....	42
Annex B Status on human resources .....	44
Annex C Members of the EEA Management Board.....	45
Annex D Members of the EEA Scientific Committee .....	47
Annex E EEA national focal points .....	48
Annex F EEA European topic centres .....	50
Annex G EEA staff.....	51
Annex H EEA balanced scorecard.....	56
Annex I List of acronyms and abbreviations .....	58

# EEA mission



## **Our mission is to:**

- *be the leading public body in Europe committed to providing environmental information to policy-makers and the public, to support sustainable development, and to help achieve significant and measurable improvements in Europe's environment;*
- *assist the European Community institutions and EEA member countries to identify, frame, prepare and implement sound and effective environmental policy measures and legislation; and to monitor, evaluate and assess actual and expected progress in the implementation and results of such measures;*
- *establish and coordinate the European environment information and observation network (Eionet), based on the infrastructure for collection, analysis, assessment and management of data shared with the European Commission services, EEA member countries and international organisations, agreements and conventions.*

## **Our strategic goals for the 2004–2008 period are to:**

- *further develop information systems and networks;*
- *provide information to help tackle climate change; on biodiversity loss and towards understanding spatial change; on sustainable use and management of natural resources and waste; and to protect human health and quality of life;*
- *provide information about the EU in the wider world, including support to sustainable development and environmental policies;*
- *improve balance and diversity of staffing;*
- *be the leading organisation reporting on environmental performance.*

# Message from the Executive Director



Jacqueline McGlade

2006 was a year in which the European Union took forward its better regulation agenda, striving to ensure that legislative proposals continue to be of high quality, whilst being simple, relevant and effective. This is an area where environmental policy-makers are in the vanguard with initiatives on the innovative use of market-based instruments, impact assessment, simplification, and framework approaches. One of the key elements for better regulation is the streamlining of environmental reporting. The Shared Environmental Information System for Europe (SEIS) aims to provide this and thereby support Europe's leading role globally in environmental issues.

The scope of SEIS is to establish an integrated and sustained environmental information system to improve the sharing of data and knowledge within Europe and beyond. Such an information system will lead to an improvement, both in the quality of environmental data and information, and in its management, use and dissemination. Throughout 2006 EEA stepped up its efforts towards the realisation of SEIS.

Sectoral work also remained a top priority. Europe now faces a series of issues mainly relating to diffuse sources that require actions across a number of well-established sectors, such as agriculture, transport, manufacturing or energy production, as

well as those which engage social factors such as urbanisation, personal consumption and waste production. In 2006 EEA again published a number of significant reports in the area of sectoral integration.

The Agency continues to play its part in mobilising Eionet, our partnership network of experts in national organisations dealing with environmental information, in order to allow us to do our job effectively. The partnership with Eionet and national focal points (NFPs) is crucial to the EEA. The NFP/Eionet group was fully engaged throughout 2006 in facilitating data collection, support for the national Eionet networks and distribution of information on Europe's environment, not least in the preparation of the pan-European Belgrade 2007 assessment report.

The Agency is committed to being the leading European institution in providing data, information and knowledge to policy-makers on climate change, air pollution, fresh and marine water, biodiversity and land use, and drawing on its policy effectiveness studies to identify lessons that can be learnt from member countries in implementing environmental policies over the past 30 years and develop prospective studies of the future. We hope thus to be able to support member countries and the EU deliver the remainder of the Sixth Environment Action Programme.

# Message from the Chairman of the Board



Lars-Erik Liljelund



*When writing my message to introduce last year's annual report, I wrote that 2005 had been a year that posed considerable challenges to the European Environment Agency. At that time the Agency had just completed, published and launched 'The European environment — State and outlook 2005' report at the same time that it responded to external requests for a redirection of its priorities by reorganising its internal structure. By comparison, 2006 was a year of consolidation and building for the future.*

*A significant development, however, was the increase in EEA membership from 31 to 32 when Switzerland joined as a full member country from 1 April 2006. As Chairman of the Board, I was delighted to welcome this long-time partner as a full member of the EEA family.*

*The EEA family currently faces a major challenge that is common to environment policy-makers globally. The challenge is how to organise the vast array of already collected environmental data and information, to integrate these, where desirable, with existing data and information from the social and economic realms, to make them available together with tools that allow experts to do their own analyses, and to communicate them in ways which the public can readily understand and use as a basis for their own actions. That is why European environmental policy makers*

*are increasingly convinced of the need for a Shared Environmental Information System for Europe.*

*To date the European capacity to access and manage the wide range of information and services required for environmental management has been very fragmented, suffering from great heterogeneity in terms of organisation, system architecture, technical implementation, data structure as well as data access policy. This annual report shows that the EEA, with its member countries and the European Commission, is leading the way in investing in the collaboration and coordination that are essential for a successful shared information system.*

*As it nears the end of its corporate strategy 2004–2008, the Agency is about to commission an independent and external evaluation of its achievements on the basis of its founding Regulation and the work programmes decided by the Management Board. This evaluation will also assess the extent to which the Agency has achieved its main strategic goals, as recalled in the introductory chapter of this report. Both the evaluation and any recommendations flowing from it will be made public in 2008.*

*It should again be underlined that the Agency could not fulfil its role as the leading European body committed to providing environmental information*

*to policy-makers and the public without the support of the network upon which it relies. On behalf of the Management Board, I would therefore like to thank not just Agency staff but also the members of the European Environment Information and Observation Network (Eionet) and other EEA stakeholders for their ongoing commitment to the work of the Agency.*



# 1 Introduction



The EEA continued to deliver a major contribution to the European Community's Sixth Environment Action Programme in 2006, at the same time as developing further its information systems and networks, providing support to the European Parliament and meetings of the Council of Ministers, and underpinning initiatives in the wider world.

## Meeting the goals of the corporate strategy 2004–2008

The EEA was able to make further progress in 2006 towards delivering on its strategic goals for 2008. As the Agency approaches the final phase of the corporate strategy 2004–2008, it is important to recall the main strategic goals to be achieved by 2008:

- Full development of the Eionet
- Development of an integrated spatial information system
- Increased emphasis on communication
- Established role for the EEA in EU policy cycles
- Sectoral policy integration
- Economic analysis of policy interventions

- Assessments of health and quality of life
- Development of future environmental scenarios
- Assessments of Europe's impact on the global environment
- Support for environment in sustainable development.

## Shared Environmental Information System for Europe (SEIS)

In dialogue with the Member States, the European Commission is advocating the development of a Shared Environmental Information System for Europe (SEIS). The scope of SEIS is to establish an integrated and sustained environmental information system to improve the sharing of data within Europe and beyond. Such an information system should lead to an improvement, both in the quality of environmental data and information, and in its management, use and dissemination. Throughout 2006 EEA stepped up its efforts towards the realisation of SEIS.

SEIS will be built incrementally upon the information and systems that already exist in the EU Member States and at the European level. The

concept of SEIS is based on similar principles as those which are applied in the EC Directive for developing an infrastructure for spatial information in Europe (INSPIRE) i.e. that:

- information should be managed as closely as possible to its source;
- information is provided once and shared with others for many purposes;
- information should be accessible to enable clients to make comparisons at the appropriate geographical scale (e.g. countries, cities, catchment areas); and,
- information should be made available to the public after due consideration of the appropriate level of aggregation, given possible confidentiality constraints, and at national level in the national language(s).

SEIS will be based on a distributed or decentralised network of public information providers for sharing environmental data and information. This reflects, on the one hand, Europe's commitment to open society, and, on the other hand, the possibilities offered by today's information and communication technology.



SEIS is seen by the EEA as an evolution, not a revolution, building on discussions that began in the late 1990s on how to streamline reporting of data and information by countries to the European and international level. Effective implementation of SEIS will contribute considerably to the better regulation and simplification agendas. In particular, if the objective of SEIS can be achieved, it should become increasingly possible to replace or reduce many of the existing data reporting requirements to the European Commission, international conventions, EEA and others, while at the same time not only maintaining, but also improving, access to the information and assessments needed for policy work.

Much of the information presented in this annual report for 2006 shows how the Agency is investing in the collaboration and coordination that are essential for a successful shared information system.

### **Integrated assessment: the Belgrade report**

2006 was also an important milestone in the preparation of the fourth pan-European assessment report to be presented at the environmental ministerial conference 'Environment for Europe' in October 2007. Several rounds of drafting and consultation were held throughout the year involving primarily the Eastern Europe, Caucasus and Central Asia (EECCA) Region and South Eastern European regions. The development of the report took place in the context of a strong partnership with other international organisations active in the region (UNECE, UNEP, OECD) and benefited from additional EC financial support through the CARDS and TACIS programmes. An open consultation process via the EEA website was conducted for the draft report alongside dedicated meetings with both high officials and NGOs from the region.

### **Sectoral integration**

*The European environment – State and outlook 2005* report underlined that new and more integrated actions are needed that reflect the strong relationship between environmental problems and socio-economic developments, over space and time. Europe now faces a series of mainly diffuse source issues that require both actions across a number of well-established sectors, whether agriculture, transport, manufacturing or energy production, and actions which engage social factors such as urbanisation, personal consumption and waste production.

In 2006 EEA again published a number of significant reports in the area of sectoral integration. These are set out in this annual report and include *Energy and environment in the European Union*, the *Transport and environment reporting mechanism (TERM) 2005* report and the indicator reporting on the integration of environmental concerns into agriculture policy (IRENA) reports.



### **Future perspectives**

EEA also continued its work on scenarios. These can offer a basis for policymaking in the face of an uncertain future by assessing the prospects for Europe's environment. Developing and analysing a range of consistent environmental scenarios increases the understanding of the consequences of key policy choices. At the same time, looking at plausible future trends in a systematic manner supports the early detection of weak signals and emerging issues in order to help us prepare for otherwise potentially surprising developments.

The EEA flagship scenario product PRELUDE (PRospective Environmental analysis of Land Use Development in Europe) uses an innovative mix of illustration, text and state-of-the-art models to simulate contrasting future environmental scenarios. This is covered in more detail in Chapter 7 of this annual report.

## 2 Information systems and networks



### **NFP/Eionet coordination**

Eionet is a partnership network of the EEA and its member countries consisting of a network of experts in national organisations dealing with environmental information. The partnership with Eionet and national focal points (NFPs) is crucial to the EEA. The NFP/Eionet group was fully engaged throughout 2006 in facilitating data collection, support for the national Eionet networks and distribution of information on Europe's environment. In 2006 Switzerland became a full member of the EEA and the NFP/Eionet network.

One of the key issues discussed by the group in 2006 was the Shared Environmental Information System (SEIS). The NFP/Eionet group discussed SEIS in terms of EEA and Eionet activities, its potential infrastructure, data management requirements and the role of data centres. Input from the NFP/Eionet discussions was channelled into the EEA Management Board and Bureau debates, as well underpinning the annual Management Board seminar which took place on 22 November 2006 and which discussed SEIS. One of the outcomes of the Management Board seminar was that the Agency, as part of the 'Group of Four' (see page 12), was asked to jointly produce an operational

timetable of SEIS-related activities in 2007–2008 with NFP/Eionet.

The NFP/Eionet Working Group also prepared a document describing how all components of EEA/Eionet work together and identified a number of initiatives for promoting the network in the countries themselves and via the EEA website. In addition, 2006 saw a number of workshops arranged for the national reference centres (NRCs) in a variety of thematic areas. Under the title 'Working together for greater outreach', for example, the NRCs for Communication Network was successfully revived in November with a one day communication workshop. This meeting was used to exchange views on the EEA communication strategy (see chapter 8), present key upcoming EEA reports and discuss how to promote EEA messages at national level.

With financial support coming from the CARDS programme (Community Assistance for Reconstruction, Development and Stabilisation), the West Balkan countries of Albania, Bosnia and Herzegovina, Croatia, the Former Yugoslav Republic of Macedonia, Serbia and Montenegro actively participated in Eionet activities. In 2006 they established regular reporting mechanisms for EEA priority

data flows, demonstrating encouraging performance in the Agency's annual country rating. EEA activities on indicators and pan-European reporting encouraged the West Balkan countries to take the first step towards integration into the EEA core set of indicators and involvement in the pan-European Belgrade 2007 assessment report.

A Belgrade report portal to allow users with little or no knowledge on web publishing was launched during the autumn. The portal facilitates the provision of suggestions and comments on a single point of access. Several useful feedbacks on the first draft of the Belgrade report were collected and made password accessible by the Eionet community on the web in English and Russian. The user interface of the tool is in English, but the platform offers the possibility to machine translate all content in Russian. An additional tool to allow the authors to rate the comments received in terms of relevancy and timeliness is also available.



## The Network of Heads of European Environmental Protection Agencies

The Network of Heads of European Environmental Protection Agencies (EPA) is an informal network that brings together heads of environmental agencies and similar bodies from EEA member countries and other countries participating in the EEA work programme, along with the Executive Director of the EEA and representatives of the European Commission. The purpose of the network is to exchange views and experience on information issues of common interest to organisations involved in the practical day-to-day implementation of environmental policy. The EEA's role is to act as the secretariat for the network which was created in 2003 to fill a gap recognised by EEA member countries. The meetings in 2006 took place in Vienna, Austria in March and in Dessau, Germany in September.

Throughout 2006 the network remained very active in sharing experience in the areas of climate change, sustainable use of natural resources, better regulation and GMES/GEO.

## Building the infrastructure for SEIS data management

The technical developments supporting the building of the Shared Environmental Information System (SEIS) have so far progressed along three parallel lines of development:

- Reportnet, used for the collection of tabular, aggregated data from the national level;
- the EEA Spatial Data Infrastructure (SDI), forming the basis for

management and presentation of spatial data on the European level within the EEA Data service; and

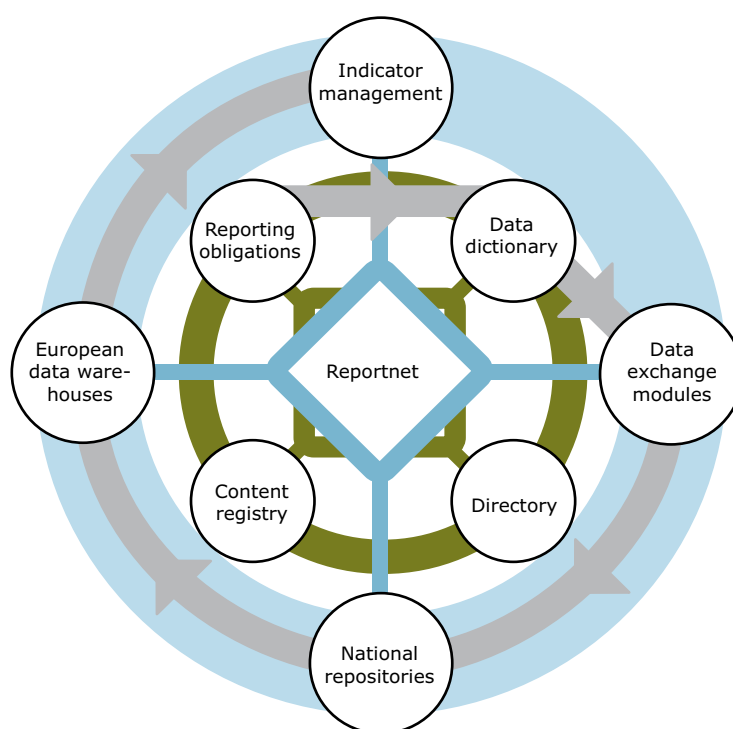
- establishment of environmental data centres as a joint European system for the provision of data in some of the most important environmental fields.

In order to meet the requirements for reporting of spatial data from the national level, EEA took the initial steps towards merging these systems. The first of these concerned in particular the reporting of species and habitats under Article 17 of the Habitats Directive, but other data flows of geo-referenced data will increasingly be supported.

Simultaneously, maintenance and development of Reportnet continued

to facilitate its ever increasing use for national data flows. In addition to the yearly Eionet priority data flows report, the results for individual data flows were made available on the web throughout the year. Preparation of Reportnet for the next cycle was ensured by updating the GDEMs (Generic data exchange modules) and the DD (Data dictionary) for the upcoming Eionet-Water data collection and the monthly ozone data reporting. The Reporting obligations database was also updated in many thematic areas.

Reportnet also allowed EEA to provide support to the Environment Directorate-General of the European Commission in the following areas in 2006:



- Integrated pollution prevention and control (IPPC) reporting;
- the second round of the European pollutant emission register (EPER);
- Emission Trading Directive (Article 21) reporting; and
- End-of-life vehicle (ELV) Directive reporting.

Furthermore EEA supported the Ramsar Convention on wetlands through the collection of site boundaries in electronic format.

The graphical interface of the Eionet portal was changed at the same time as the launch of the new public website, aligning the graphical identity of the two websites (see [www.eea.europa.eu](http://www.eea.europa.eu) and [www.eionet.europa.eu](http://www.eionet.europa.eu)). This is being followed by reorganisation and updating of the content of the Eionet portal in line with proposals from the NFP working group.

The development of the Spatial Data Infrastructure continued, with a focus in 2006 on WISE (Water information system for Europe) and the Ozone web (near-real time ground-level ozone concentrations across Europe).

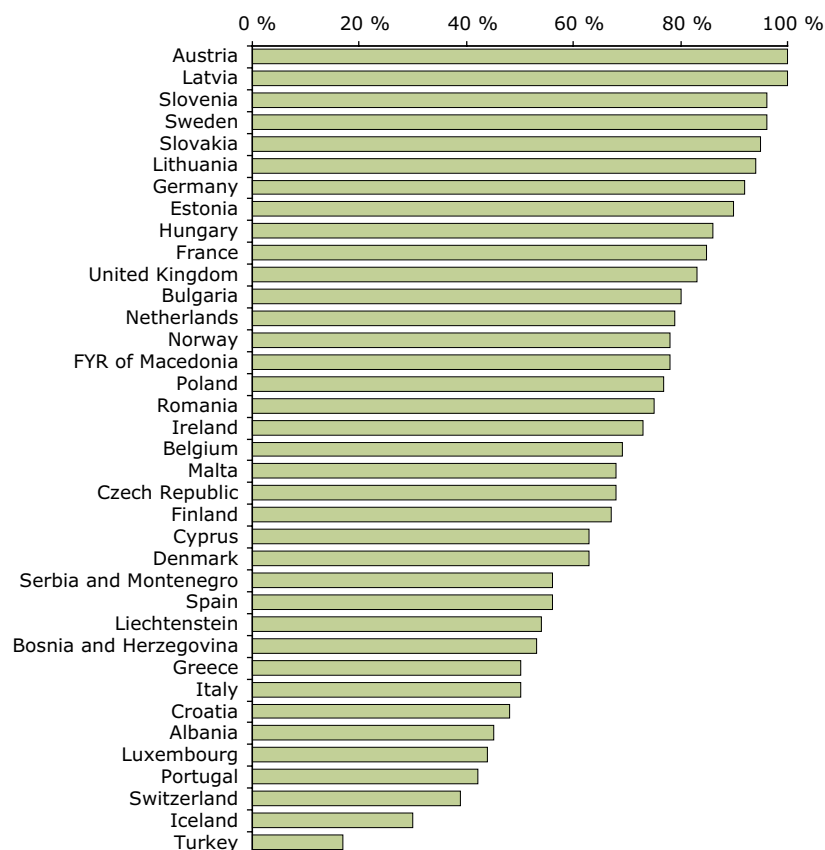
Following the reorganisation of the Agency undertaken in October 2005 in order to refocus on priority data collection and management activities, the Agency continued discussions in the so-called 'Group of Four' (the Directorate-General for Environment, the Joint Research Centre, Eurostat and EEA). These discussions focused on the establishment of 'Environmental Data Centres' as a joint system for the provision of data in some of the most important environmental fields, and agreed on principles for the sharing of responsibilities.

As part of the technical arrangement agreed with the services of the European Commission and endorsed by the Management Board of the EEA, the Agency worked to deliver its responsibilities as 'data centre' in the following five areas: air pollution, climate change, fresh and marine water, biodiversity and land use. At the same time, the Agency continued its work to assess the full range of environmental issues as specified in its founding regulation, including policy analysis and economic analysis.


### SEIS – Eionet priority data flows and Reportnet tools

The EEA, in cooperation with Eionet, has identified a set of priority data flows covering a variety of environmental themes. Quality of the delivered country data, in particular timeliness and completeness, are continuously monitored and summarised in annual progress reports. In 2006/2007, the tenth progress report was prepared, covering deliveries for 12 priority data flows from 37 countries in Europe. The EEA did not

### Eionet priority data flows provide the data needed for regular EEA products in 12 thematic areas. Overall performance in data delivery from the countries in 2006–2007 (monitoring cycle covers period from May 2006 to April 2007)



Source: <http://www.eionet.europa.eu/dataflows>.



simply transmit the progress report on Eionet data flows to the Management Board; it was also highlighted on the EEA website.

The priority data flows report tracks progress against agreed, stable, well-defined objectives in order to allow countries to focus their resources on putting regular reporting procedures in place. The objective of the progress report is to encourage countries towards better performance through competition amicale concentrating on praise for achievements rather than blame for failures.

All 32 member countries of the Agency and collaborating countries now participate in the priority data flow exercise — see the country performance table — a substantially broader geographical coverage than in other ranking exercises and a key added value of EEA/Eionet collaboration.

Austria and Latvia not only gave the best performance once again, but are also the first countries to achieve 100 %. They are followed by Slovenia, Sweden and Slovakia. The overall trend was encouraging as 12 countries reported scores of 80 % or above. The EEA continued to work intensively

with countries to step up their efforts as the provision of high quality data by Eionet is fundamental for EEA's mission to provide timely, targeted, relevant and reliable information to policy-making agents and the public.

### **SEIS proof of concept — Ozone web**

In 2006, 22 countries provided near real-time ozone values on a regular basis to EEA, while 5 others were involved in the project by undertaking the set-up procedure. The Ozone web project delivered an initial result in July 2006 when a pilot was published on the EEA website (<http://www.eea.europa.eu/maps/ozone/map/>). A gradual increase in data provision continued until the end of the summer when around 700 measurement stations across Europe were providing data for the near real-time ozone website.

For the general public, the EEA near real-time ozone website displays measured ozone levels in a map interface and provides background information on wider air quality impacts.

The site gives data providers, air quality experts, as well as EU-citizens

the opportunity to have an overview of the situation at European level as well as follow the development of air quality in a specific region and inform users about local air quality information sites by linking to national and regional ozone websites. Comparison of air quality conditions across national and regional borders is facilitated.

### **Global Monitoring for Environment and Security (GMES)**

At the end of 2006 the Council of Ministers and the European Parliament approved a transfer of EUR 3.2 million from the European Commission's Directorate-General for Agriculture to EEA in order to update the Corine land cover inventory for the year 2006, including the production of high resolution datasets on built-up areas and soil sealing, as a first GMES precursor service. For the production of these new geospatial data, EEA implemented a joint project together with the European Space Agency, the Joint Research Centre and 38 EEA member and collaborating countries.

A technical report on assessment of the quality of Corine land cover 2000 (CLC 2000) entitled *The thematic*

## Information systems and networks

### Published reports, papers and web pages

- *Eionet priority data flows – tenth progress report to the Management Board.*  
Weblink: <http://www.eionet.europa.eu/dataflows>.
- Ozone web. Weblink: <http://www.eea.europa.eu/maps/ozone/map/>.
- *The thematic accuracy of Corine land cover 2000 – assessment using LUCAS.* EEA Technical report No 7/2006.  
Weblink: [http://reports.eea.europa.eu/technical\\_report\\_2006\\_7/en](http://reports.eea.europa.eu/technical_report_2006_7/en).

*accuracy of Corine land cover 2000 – assessment using LUCAS* was published in 2006. This report confirmed the high quality of the CLC 2000 data.

EEA participated in the GMES Advisory Council meetings, the GMES Implementation groups for fast track services Land Monitoring and Marine Services and the GEO high level working group meetings for coordination of the European contribution to the Global Earth Observation System of Systems (GEOSS). An EEA staff member was seconded for a few months to the GMES Bureau at the European Commission's Directorate-General for Enterprise for preparation of

the implementation of the GMES atmospheric services.

During 2006, EEA contributed to the preparation of the proposal for implementing rules of the Inspire meta data and data specifications. A workshop on European Spatial Data Infrastructure was organised together with Eionet in November 2006.

EEA also organised jointly with the Italian Agency for the protection of the environment and for technical services (APAT) a brainstorming session together with the EPA network on the role of Environmental Protection Agencies in present and future GMES and GEO/GEOSS activities.



## 3 Tackling climate change



### Climate change

The EU continues to take the lead in reducing greenhouse gas emissions by aiming to meet the targets set in the Kyoto Protocol. For the EU, this requires an 8 % reduction in greenhouse gas emissions by 2012 compared with 1990 levels. Annually, the EU evaluates progress to its target and the EEA provides an assessment on trends in emissions of greenhouse gases and projections to 2010 for EU Member States as well as other EEA member countries. Climate change and its impacts are becoming more visible in Europe and are projected to become more pronounced in the future. In 2006 the EEA published a number of significant reports concerning energy and climate change.

### Progress of the EU to meet the Kyoto Protocol targets

The 2006 version of the annual EEA report, *Greenhouse gas emission trends and projections in Europe*, shows that the EU and its Member States could meet their Kyoto Protocol targets, but only if all planned domestic policies and measures and all projects based on the 'Kyoto mechanisms' are fully implemented, and reductions from 'carbon sinks' (e.g. forestry) are taken into account.

The report was published on 27 October 2006 and launched through coordinated EEA and European Commission press releases. Press coverage of the report was substantial across Europe.

Looking ahead to 2010, the report concluded that existing domestic policies and measures will reduce EU-15 greenhouse gas emissions by a net effect of 0.6 % from 1990 levels. When additional domestic policies and measures (i.e. those planned but not yet implemented) are taken into account, the EU-15 could reduce emissions by an additional 4.0 %.

The projected use of Kyoto mechanisms by ten of the EU-15 will reduce emissions by a further 2.6 % at a cost of EUR 2 830 million. The use of carbon sinks, such as planting forests to remove CO<sub>2</sub>, would reduce emissions by an additional 0.8 %.

Between 1990 and 2004, EU-15 greenhouse gas emissions decreased from most sectors. However, emissions from the transport sector increased by nearly 26 % and are projected to increase to 35 % above 1990 levels by 2010, if countries use only existing policies. If additional policies are implemented, Member States project that transport emissions will, at best, stabilise at 2004 levels.



A workshop on GHG emission projections was held in December 2006 in Copenhagen with experts and participants from 20 EEA member countries and the European Commission. Recommendations were prepared for reporting and for possible longer term improvements, including consistency with reporting of air pollutant emission projections.

### **Greenhouse gas inventories and emission trading**

The annual EU greenhouse gas (GHG) inventory was published together with an accompanying press release in June 2006, showing the trends and underlying data for 1990 to 2004. The report focused on EU-15, with detailed data, but also included data on the ten new EU Member States. The press coverage of the report was substantial across Europe. Quality assured GHG emission data from all EEA member countries were included in the EEA Data service.

A technical report European Community's initial report under the Kyoto Protocol was published in December 2006 and submitted to the secretariat of the United Nations Framework Convention on Climate Change (UNFCCC). The report

addresses 'the assigned amount' for the EU-15 which is the maximum quantity of greenhouse gas emissions the EU-15 can emit during the period from 2008–2012 under the Kyoto Protocol.

A technical report was published in April 2006 on Member States' experiences with the EU Emission Trading Scheme (ETS) in the first months of 2005, for example on the national legislation and the allocation process for the first phase of the EU ETS (2005–2007).

A workshop was held on data consistency between national GHG inventories and reporting under the EU ETS in February 2006 in Copenhagen with experts and participants from 20 countries and the European Commission. Recommendations were prepared on approaches for member countries, and the Commission, to improve the consistency in future.

An expert meeting on methane (CH<sub>4</sub>) emissions from solid waste disposal was held in March 2006 in Copenhagen with experts and participants from 15 countries and the European Commission. The uncertainty surrounding this source, which represents a few percent points of total GHG emissions, is considerable. The meeting provided assistance to countries and will help improve the quality of

these emission estimates as part of the national GHG inventories.

### **Impacts and adaptation to climate change**

In 2006 the preparations started for a report on climate change impact indicators in 2008, as a follow-up to a similar report published in 2004. The report is being prepared jointly with the Joint Research Centre of the European Commission. An external Advisory Group was set up to provide advice on the content of the report, the indicators to be selected and the available data sources.

Various presentations were made by EEA on vulnerability and adaptation, for example for conferences organised by European Economic and Social Committee (EESC) (April 2006), European churches (September 2006), and the European Commission (September 2006).

Work was initiated on a technical report on climate change and water adaptation issues and a working paper was finalised on 'costs of climate change impacts' (February 2006) and made available to participants of the European Climate Change Programme II working group on adaptation.

---

## Energy and environment

The *Energy and environment in the European Union — Tracking progress towards integration* report was published in June 2006 to coincide with the Environment Council, alongside a number of underpinning indicator fact sheets. The report received considerable attention in the media. Updated energy and environment fact sheets, including new baseline projection data, were sent for Eionet review in December 2006.

Contributions were also made to the European Climate Change Programme review groups on energy supply and energy demand.

The Agency stepped up its work on bioenergy. A joint EEA/Joint Research Centre meeting on 'Sustainable bioenergy cropping systems in

the Mediterranean' was held in February 2006 in Madrid, with 30 experts from more than 10 countries. Recommendations were made which helped improve the final bio-energy report. The EEA report *How much bioenergy can Europe produce without harming the environment?* (EEA Report No 7/2006) was then launched in June 2006 to coincide with the Energy Council.

The work on assessing how best to use bioenergy in the competing end-use sectors heat/electricity/transport and on environmentally-compatible wind energy potential continued through 2006 and will be finalised in 2007. In this context, an expert meeting on wind energy was held in November 2006, the recommendations from which resulted in changes to the methodology employed.

### Published reports, papers and web pages

- *Application of the Emissions Trading Directive by EU Member States*. EEA Technical report No 2/2006. Weblink: [http://reports.eea.europa.eu/technical\\_report\\_2006\\_2/en](http://reports.eea.europa.eu/technical_report_2006_2/en).
- *Air quality and ancillary benefits of climate change policies*. EEA Technical report No 4/2006. Weblink: [http://reports.eea.europa.eu/technical\\_report\\_2006\\_4/en](http://reports.eea.europa.eu/technical_report_2006_4/en).
- *Air quality and ancillary benefits of climate change policies*. EEA Briefing No 2/2006. Weblink: [http://reports.eea.europa.eu/briefing\\_2006\\_2/en](http://reports.eea.europa.eu/briefing_2006_2/en).
- *Annual European Community greenhouse gas inventory 1990–2004 and inventory report 2006*. EEA Technical report No 6/2006. Weblink: [http://reports.eea.europa.eu/technical\\_report\\_2006\\_6/en](http://reports.eea.europa.eu/technical_report_2006_6/en).
- *The European Community's initial report under the Kyoto Protocol*. EEA Technical report No 10/2006. Weblink: [http://reports.eea.europa.eu/technical\\_report\\_2006\\_10/en/index\\_html](http://reports.eea.europa.eu/technical_report_2006_10/en/index_html).
- *Energy and environment in the European Union — Tracking progress towards integration*. EEA Report No 8/2006. Weblink: [http://reports.eea.europa.eu/eea\\_report\\_2006\\_8/en](http://reports.eea.europa.eu/eea_report_2006_8/en).
- *Greenhouse gas emission trends and projections in Europe 2006*. EEA Report No 9/2006. Weblink: [http://reports.eea.europa.eu/eea\\_report\\_2006\\_9/en](http://reports.eea.europa.eu/eea_report_2006_9/en).
- *How much bioenergy can Europe produce without harming the environment?* EEA Report No 7/2006. Weblink: [http://reports.eea.europa.eu/eea\\_report\\_2006\\_7/en](http://reports.eea.europa.eu/eea_report_2006_7/en).

### Indicators

- Core set of indicators on climate change and energy and environment. Weblink: <http://themes.eea.europa.eu/IMS/CSI>.
- Energy and environment indicators (24), as annex to the Energy and environment report. Weblink: [http://reports.eea.europa.eu/eea\\_report\\_2006\\_8/en](http://reports.eea.europa.eu/eea_report_2006_8/en).

### Workshops and meetings

- Workshop on data consistency between National GHG inventories and reporting under the EU ETS, 9–10 February 2006, EEA, Copenhagen. Weblink: [http://air-climate.eionet.europa.eu/docs/meetings/060209\\_cons\\_GHGinv\\_rep\\_EU-ETS\\_WS/meeting060209.html](http://air-climate.eionet.europa.eu/docs/meetings/060209_cons_GHGinv_rep_EU-ETS_WS/meeting060209.html).
- Expert workshop: Sustainable bioenergy cropping systems for the Mediterranean, 9–10 February 2006, CIEMAT, Madrid. Weblink: [http://air-climate.eionet.europa.eu/docs/meetings/060209\\_ExpertConsult\\_Sust\\_Bioen\\_Medit/meeting060209-2.html](http://air-climate.eionet.europa.eu/docs/meetings/060209_ExpertConsult_Sust_Bioen_Medit/meeting060209-2.html).
- Expert meeting on the estimation of CH<sub>4</sub> emissions from solid waste disposal sites with the First Order Decay method, 8–9 March 2006, EEA, Copenhagen. Weblink: [http://air-climate.eionet.europa.eu/docs/meetings/060308\\_expert\\_mtng\\_waste\\_ch4\\_emiss/meeting060308.html](http://air-climate.eionet.europa.eu/docs/meetings/060308_expert_mtng_waste_ch4_emiss/meeting060308.html).
- Expert meeting 'Establishing environmental compatible wind energy potential in Europe', 9 November 2006, EEA, Copenhagen. Weblink: [http://air-climate.eionet.europa.eu/docs/meetings/061109\\_expertmtng\\_windenergy/meeting061109.html](http://air-climate.eionet.europa.eu/docs/meetings/061109_expertmtng_windenergy/meeting061109.html).
- Workshop on greenhouse gas emission projections, 12–13 December 2006, EEA, Copenhagen. Weblink: [http://air-climate.eionet.europa.eu/docs/meetings/061212\\_ghg\\_emiss\\_proj\\_ws/meeting061212.html](http://air-climate.eionet.europa.eu/docs/meetings/061212_ghg_emiss_proj_ws/meeting061212.html).

## 4 Tackling biodiversity loss and understanding spatial change



### Nature and biodiversity

2006 was a year which primarily saw consolidation of EEA support to the nature directives, further improvements in data flows and indicators, substantial progress with biodiversity-related assessments and first identification of EEA support to implementation of the new European Commission Communication on Biodiversity.

Through the European Topic Centre on Biological Diversity (ETC/BD), the EEA provided ongoing support to the Natura 2000 process, which in 2006 saw further revisions of already submitted lists for the EU-15 Member States, and substantial progress on identifying the lists for the EU-10 countries, though as yet no lists have been published. Work also began to identify lists for Romania and Bulgaria prior to their accession to the EU on 1 January 2007. In parallel, the EEA completed the development and quality assurance with Member States of a software platform to facilitate streamlined reporting by countries on the ecological condition of Natura 2000 sites. The deadline for reporting is June 2007 and the platform is based fully on the Reportnet system developed with Eionet since 1999. When fully implemented, the platform will facilitate quick compilation of a comparable European picture.

Tendering for the new European Topic Centre on Land Use and Spatial Information was carried out with three bids received. Contracting of the successful consortium led by Universitat Autònoma de Barcelona was finalised in time to start work at the beginning of 2007.

The Natura 2000 database continues to be analysed in connection with the Corine land cover database to support integrated assessments by the EEA of how the use of Europe's territory impacts on biodiversity and ecosystems and the role that nature protection policy can play in mitigating impacts.

The most notable output in 2006 was the EEA report *Progress towards halting the loss of biodiversity by 2010*, as a follow up to *The European Environment – State and Outlook 2005* report, presented at a wide range of fora including the UN Convention on Biological Diversity (CBD) 8th Conference of the parties in Brazil in March and the European Commission's Green Week in Brussels in June.

The report shows that the continuing loss of biological diversity and its components, genes, species and ecosystems, is an issue of global concern. Research has shown that both the diversity and the identity of the

various species have a fundamental influence on the magnitude and stability of the ecological processes that occur at the ecosystem level. There are significant interrelationships between the degradation of ecosystems, the loss of animal and plant species, market globalisation, and poverty. Europe's high per capita consumption and waste production means that its impact on ecosystems is felt well beyond its own borders. Biodiversity loss is inextricably linked to the degradation of the ecosystem services described by the 2005 Millennium Ecosystem Assessment.

A technical report on forest types was finalised which served as a background document for the Ministerial Conference on the Protection of Forests in Europe workshop on pan-European understanding of forest classification held in November 2006 in Slovenia. The workshop recommended that the scheme be implemented in future international forest reporting.

Two scoping papers were produced on the spatial and ecological aspects of Natura 2000 coherence and on economic valuation of ecosystems and biodiversity.

The annual Eionet workshop with EEA countries focused on reviewing progress

with the Eionet priority data flow on Common Database on Designated Areas (CDDA), implementation of the core set of indicators for biodiversity, the Streamlining European Biodiversity Indicators 2010 (SEBI2010) process as well as providing a multi-annual perspective on future activities which will culminate in the production of a European Ecosystem Assessment (EURECA) by 2012.

The European Community's Clearing House Mechanism was presented at the CBD conference in Brazil and further progress made with connecting more biodiversity-related information sources through it.

### **Streamlining European 2010 biodiversity indicators (SEBI2010)**

A first set of global-level biodiversity indicators to monitor progress towards reducing the rate of loss of biodiversity by 2010 was adopted by the Convention

on Biological Diversity in February 2004. This decision provided the basis for the endorsement by the Council of Ministers (Environment) in June 2004 of a set of EU headline biodiversity indicators to monitor progress towards the EU target of halting biodiversity loss by 2010. To help streamline these and other pan-European indicator initiatives and help deliver consistent indicators as quickly as possible, the Agency in collaboration with the European Centre for Nature Conservation and UNEP's World Conservation Monitoring Centre established 'Streamlining European 2010 biodiversity indicators'.

The SEBI2010 process monitors progress towards the 2010 target to halt biodiversity loss in Europe and around the world. SEBI is an extensive process involving not only Eionet but also a wide range of NGOs and research organisations responsible for collecting European-level quality-assured data sets relevant to biodiversity. SEBI reached a milestone in November 2006 when 26 indicators were selected to

be the basis for monitoring progress towards the 2010 target following a workshop involving 70 participants from across Europe. A technical report to be published in 2007 will document the 26 indicators and will thus mark the end of phase 1 of SEBI.

SEBI will continue with further phases through to 2012. The European Ecosystem Assessment (EURECA) outcome will mark the culmination of the SEBI project and focus on an assessment of the state of ecosystems in Europe and what can be done to either halt or reverse negative trends so that the long-term viability and resilience of ecosystem goods and services are maintained for future generations. EURECA will therefore also serve as a direct support to the Commission Communication on Biodiversity which puts at its core the concept of maintaining ecosystem goods and services for long-term socio-economic welfare.

#### **Published reports, papers and web pages**

- *Progress towards halting the loss of biodiversity by 2010.* (EEA's first stand-alone integrated assessment report on biodiversity in Europe). EEA Report No 5/2006. Weblink: [http://reports.eea.europa.eu/eea\\_report\\_2006\\_5/en](http://reports.eea.europa.eu/eea_report_2006_5/en).
- *Report on European forest types: categories and types for sustainable forest management and policy.* EEA Technical report No 9/2006. Weblink: [http://reports.eea.europa.eu/technical\\_report\\_2006\\_9/en/](http://reports.eea.europa.eu/technical_report_2006_9/en/).

#### **Description of key terms**

- European Topic Centre on Biological diversity (ETC/BD). Weblink: <http://biodiversity.eionet.europa.eu/>.
- SEBI2010. Weblink: <http://biodiversity-chm.eea.europa.eu/information/indicator/F1090245995>.
- Convention on Biological Diversity. Weblink: <http://www.biodiv.org>.
- EC-Clearing House Mechanism. Weblink: <http://biodiversity-chm.eea.europa.eu/>.



## Land use and landscapes

The year 2006 saw substantial progress made on producing policy-relevant integrated assessments of Europe's territory, on the development of environmental accounting methods and results, and on continued support to the European Commission and Member States on a range of policy processes.

The report *The changing faces of Europe's coastal areas* was published in July 2006 and received much media attention – together with a briefing in all EEA languages to enhance the dissemination of the key messages with a view to contributing to the national reports submitted to the European Commission under the review of the EU recommendation on Integrated Coastal Zones Management (ICZM).

Living by the sea is very attractive. People picture coasts as an immutable asset, yet damaging and irreversible changes to coastal ecosystems continue unabated. Available trends show that changes in land use in coastal areas outstrip those seen elsewhere; for instance, the growth of artificial surfaces along Europe's coasts is increasing at a rate one third faster than in inland areas. These changes are widespread and driven by a range of factors – demographic changes, economic restructuring, increased living standards and leisure time and global trade patterns. In many coastal regions these factors have caused rapid changes that have drastically altered the potential long-term viability of coastal ecosystems and the services they provide. It is increasingly likely that existing impacts on coastal ecosystems will be exacerbated from now on by climate change.

The report *Urban sprawl in Europe – the ignored challenge* was published in November 2006, attracting interest from a large number of media and organisations. The report highlights an important territorial aspect of urban developments, as identified in the European strategy on the urban environment.

Europe is one of the most urbanised continents on earth, with approximately 75 % of its population living in urban areas. More than a quarter of the European Union's territory has now been directly affected by urban land use. By 2020, approximately 80 % of Europeans will be living in urban areas. In seven countries the proportion will be 90 % or more. As a result, the demand for land in and around cities is becoming acute. Cities are spreading, minimising the time and distances between them and in-and-out of them.

This expansion is occurring in a scattered way across Europe, driven by changing lifestyles and consumption, and is commonly termed urban sprawl.

Available evidence demonstrates conclusively that urban sprawl has accompanied the growth of cities across Europe over the past 50 years.

The focus of the above reports, i.e. the territorial and regional dimension of Europe's environment, resonates with the political discussions on the territorial dimension of cohesion policies under the 2007–13 financial perspectives. In this context, a working group on evaluating the environmental effectiveness of these policies has been established by the European Commission's Directorates-General for the Environment and Regional Policy, EEA and selected countries.

Land accounts have also been produced at the European scale using Corine land cover inventory data for 1990 and 2000. These were published in the report *Land accounts for Europe 1990–2000* in November 2006 which described the land accounts methodology in detail and provided a first perspective on how EEA will proceed to develop land use and terrestrial ecosystem accounts



in the coming years. The complete database is available on the EEA website with access supported by powerful, user-friendly extraction tools which make it possible to produce accounts for various types of geographical breakdowns.

The EEA and UN Statistical Department organised jointly an international workshop to coordinate activities in this field with Eurostat, ESA, GEO/SS,

UNEP, OECD, WWF, Global Footprint, Global Land Cover, MA, ecological-economists and experts. One important follow-up was the agreement by the London Group/UNCED to establish a subgroup on land and ecosystem accounting methodological issues, steered by the EEA.

In the wider context of developing accounts in the EEA, the stratification of water catchment units has been

conducted and the methodology for the use of stratified statistics has been finalised. Hydrological-system fragmentation analysis has progressed substantially, with around 4 000 dams of a total of around 6 600 located using Google Earth, including newly entered dams from EECCA countries.

#### **Published reports, papers and web pages**

The EEA published in 2006 its first stand-alone integrated assessment reports on urban sprawl and coastal areas respectively:

- *Urban sprawl in Europe – The ignored challenge*. EEA Report No 10/2006.  
Weblink: [http://reports.eea.europa.eu/eea\\_report\\_2006\\_10/en](http://reports.eea.europa.eu/eea_report_2006_10/en).
- *The changing faces of Europe's coastal areas*. EEA Report No 6/2006.  
Weblink: [http://reports.eea.europa.eu/eea\\_report\\_2006\\_6/en](http://reports.eea.europa.eu/eea_report_2006_6/en).

The EEA also published a key report on methodology and basis for the future EEA work in this area:

- *Land accounts for Europe 1990–2000*. EEA Report No 11/2006.  
Weblink: [http://reports.eea.europa.eu/eea\\_report\\_2006\\_11/en](http://reports.eea.europa.eu/eea_report_2006_11/en).

#### **Workshops and meetings**

- International workshop on ecosystem and natural capital accounting, 30 November–1 December 2006, EEA, Copenhagen.



## 5 Protecting human health and quality of life



### Air quality

The annual summer ozone report for 2005 was published in March 2006. For the first time, the upcoming 2006 summer ozone annual report (prepared during 2006, for publication early in 2007) provides an analysis of the relationship between ozone episodes in 2006 and meteorological conditions, demonstrating a considerable temporal and spatial link between temperature and ozone concentrations.

The pilot near real time ozone data website was successfully launched in June 2006 and has since attracted a high-level of media and public interest.

The report *Air quality and ancillary benefits of climate change policies* was also released in June 2006. An EEA briefing based on the report was disseminated at a public hearing in the European Parliament in May on the proposed Clean Air for Europe Directive.

### Air emissions

The EMEP/CORINAIR Atmospheric Emission Inventory Guidebook was updated, and the EEA led discussion DG Environment, UNECE and EEA for a common project funded by the European Commission to revise and substantially update the Guidebook in 2007/2008.

EEA and the European Topic Centre on Air and Climate Change contributed substantially to the drafting of the air quality data flows parts of the draft implementing provisions of the proposed new Clean Air for Europe Directive.

The annual EC Long-range Transboundary Air Pollution (LRTAP) Convention/NEC emission inventory report was published in October. This report accompanies the official European Community emissions data submission which is compiled annually by the Agency and reported by the European Commission to the UNECE.

The EEA also gave on-going support to the UNECE Secretariat by providing assistance for the revision of the Long-Range Transboundary Air Pollution Convention Emission Reporting Guidelines. These Guidelines define the fundamental reporting requirements for signatory Parties to the Convention. They therefore help in ensuring adequate data is reported, which can subsequently be used to establish the environmental progress being made under the LRTAP Convention and its protocols.

During 2006, EEA supported a trial centralised review of air emissions inventory data. For the first time, this review involved an in-depth review of air emissions inventories submitted

by countries to meet the reporting requirements of the UNECE LRTAP Convention and the EC's National Emission Ceilings Directive. The joint EMEP/EEA Inventory review 2006 report, which summarises the results of all the annual inventory review activities, was published in July.

In agreement with DG Environment of the European Commission, the EEA contribution to the review of the Integrated Pollution Prevention and Control (IPPC) Directive was refocused towards determining the potential emission reductions that could be achieved by the full implementation of Best Available Techniques (BAT). The preliminary results of the analysis performed for the large combustion sector of EU-15 were presented at the IPPC Review Advisory Group meeting in December 2006. The Agency continued to provide support to the activities of the IPPC Article 6 Committee and Expert group.

The European Pollutant Emission Register (EPER) website was successfully updated with 2004 data and re-launched in November 2006. The website presents officially reported pollutant emissions data occurring from European industrial facilities. The EPER website itself is proving increasingly popular with users — an analysis of usage statistics shows that it received 340 000 visits in 2006,



67 % more than during the launch year of 2004.

### **Transport and environment**

In the transport and environment field, the *Transport and environment reporting mechanism (TERM) 2005* report was published. The high-publicity surrounding the report following its launch led to the EEA receiving an invitation to speak at a hearing of the Danish Parliament on the potential use of biofuels within Denmark; a subject that was also the topic of a well-attended EEA panel debate held during Copenhagen's Culture night later in the year.

Tendering for the new European Topic Centre on Air and Climate Change was carried out and contracting of the new consortium was finalised in time for the new consortium to start work at the beginning of 2007.

### **Environment and health**

Cooperation continued with the World Health Organization (WHO), the European Commission's DG Sanco and JRC on environment and health indicators. Work also continued on

improving frameworks for evaluating scientific evidence, multi-causality, and methodologies to quantify the environmental burden of disease, including a workshop with JRC and WHO on methodologies to estimate 'Environmental Burden of Disease' in Europe in September; and preparation of the 'Weybridge +10' conference (under the Finnish presidency of the EU Council of Ministers, November 2006) to re-evaluate evidence on endocrine disrupting substances.

The national reference centres (NRC) for chemicals met for the first time on 20 March 2006. A special aspect of the role of the NRC chemicals is their crosslinking function; they support EEA in identifying and linking chemical-related activities in different environmental policy areas. The NRCs provided substantial input to the chemicals section of the Belgrade report in form of contributions at the meeting as well as follow-up submissions.

### **Late lessons from early warnings**

Meetings of the editorial and advisory committees for the second set of reports on Late Lessons from Early Warnings held in April gave significant support

to the project and established a wide network of experts willing to collaborate with the EEA in this area. As a result, the project has been developed both in depth and also in breadth to address experiences, problems and approaches using knowledge for action in a decision making context. The project has also been expanded to include a web portal, two conferences to be held in 2008 (the use of Lay and Local Knowledge in Assessments; and on Uncertainty and Precaution in Environment and Health Management, to coincide with the publication of volume 2), and a summary and popular version of volumes 1 and 2.

### **Noise**

By way of support to the European Commission, the EEA further elaborated and finalised the proposal for a Noise Data Reporting Mechanism, including guidelines and technical specifications, based on an earlier proposal and input resulting from the consultation with the Member States in 2005. The dialogue on the EEA's long-term involvement in supporting the Commission in the field of noise and what this would entail continued.

### Published reports, papers and web pages

- *Air pollution at street level in European cities*. EEA Technical report No 1/2006.  
Weblink: [http://reports.eea.europa.eu/technical\\_report\\_2006\\_1/en](http://reports.eea.europa.eu/technical_report_2006_1/en).
- *Air pollution by ozone in Europe in summer 2005. Overview of exceedances of EC ozone threshold values during April–September 2005*. EEA Technical report No 3/2006.  
Weblink: [http://reports.eea.europa.eu/technical\\_report\\_2006\\_3/en/](http://reports.eea.europa.eu/technical_report_2006_3/en/).
- *Air quality and ancillary benefits of climate change policies*. EEA Technical report No 4/2006.  
Weblink: [http://reports.eea.europa.eu/technical\\_report\\_2006\\_4/en](http://reports.eea.europa.eu/technical_report_2006_4/en).
- *Annual European Community LRTAP Convention Emission Inventory 1990–2004*. EEA Technical report No 8/2006.  
Weblink: [http://reports.eea.europa.eu/technical\\_report\\_2006\\_8/en](http://reports.eea.europa.eu/technical_report_2006_8/en).
- *EMEP/CORINAIR Emission Inventory Guidebook — 2006*. EEA Technical report No 30.  
Weblink: <http://reports.eea.europa.eu/EMEPCORINAIR4/en/>.
- *Joint EMEP EEA report — Inventory Review 2006: Emission Data reported to the LRTAP Convention and NEC Directive*. MSC-W Technical Report No 1/2006.  
Weblink: [http://www.emep.int/publ/reports/2006/emep\\_technical\\_1\\_2006.pdf](http://www.emep.int/publ/reports/2006/emep_technical_1_2006.pdf).
- EPER website: Re-launch of the EPER website with 2004 data of pollutant emissions to air and water from European industrial facilities. Weblink: <http://eper.ec.europa.eu/eper/>.
- AirBase website: Annual update of the air quality information database hosted by the European Topic Centre on Air and Climate Change. Weblink: <http://air-climate.eionet.europa.eu/databases/airbase/>.
- Launch of *Transport and environment reporting mechanism (TERM) 2005* report. 28 March 2006.  
Weblink: <http://www.eea.europa.eu/pressroom/newsreleases/term2005-en>.

### Workshops and meetings

- Workshop on online air quality data presentation. 8–9 March 2006, Copenhagen.
- Workshop on environmental impacts of transport subsidies. 13–14 March 2006, Copenhagen.
- 16th meeting of the Task Force on Emission Inventories and Projections. 12–14 June 2006, Amersfoort, the Netherlands.  
Weblink: [http://tfeip-secretariat.org/16th\\_Meeting\\_Of\\_The\\_Task\\_Force/0606\\_TFEIP\\_Amersfoort\\_Main.htm](http://tfeip-secretariat.org/16th_Meeting_Of_The_Task_Force/0606_TFEIP_Amersfoort_Main.htm).
- Eionet transport and environment annual workshop. 21 June 2006, Copenhagen.
- Workshop on size and distribution of transport subsidies in Europe. 28 September 2006, Copenhagen.
- Copenhagen culture night debate. Panel debate highlighting the topic of bio-energy as an option for Denmark. 13 October 2006, Copenhagen. Weblink: <http://www.eea.europa.eu/highlights/friends-at-the-gates-major-success-for-eea-open-house-event>.
- Training seminar on air and greenhouse gas emission inventories and reporting in EECCA region. 19–20 October 2006, Almaty, Kazakhstan. Weblink: [http://ewindows.eu.org/belgrade07/eecca/tacis/tacis\\_06/fol179451/fol135241/fol977620](http://ewindows.eu.org/belgrade07/eecca/tacis/tacis_06/fol179451/fol135241/fol977620).
- Training seminar on air quality monitoring, assessment and management in EEA and EECCA region, 7–8 November 2006, Chisinau, Moldova. Weblink: [http://ewindows.eu.org/belgrade07/eecca/tacis/tacis\\_06/fol179451/fol1351404/fol540975](http://ewindows.eu.org/belgrade07/eecca/tacis/tacis_06/fol179451/fol1351404/fol540975)
- 11th annual Eionet workshop on air quality management and assessment. 26–27 October 2006, La Rochelle, France.  
Weblink: [http://air-climate.eionet.europa.eu/docs/meetings/061026\\_11th\\_EIONET\\_AQ\\_WS/meeting061026.html](http://air-climate.eionet.europa.eu/docs/meetings/061026_11th_EIONET_AQ_WS/meeting061026.html).
- 7th annual joint TFEIP/Eionet workshop on air emissions. 31 October–2 November 2006, Thessaloniki, Greece.  
Weblink: <http://tfeip-secretariat.org/unece.htm>.

The EEA supported the Commission and the Member States by producing a descriptive catalogue of noise mapping software that can be used for strategic noise mapping, organising a workshop on presenting noise mapping data to the public and by providing a helpdesk function on how to map noise, all through the Working Group Assessments of Exposure to Noise. Furthermore, the Agency finalised a review of the data that had been reported under the Environmental Noise Directive in 2005/06. The data concerned three reporting obligations; the areas to be noise mapped, limit values and competent authorities in Member States.

The EEA also participated in meetings within two projects of the WHO Europe; Night Noise Guidelines and Quantifying the Burden of Disease from Noise Exposure.

### **Water assessments**

Eionet-Water reporting was successfully carried out and work continued throughout the year on developing the Water Information System for Europe (WISE) as the main tool for reporting under the Water Framework Directive and other water directives, and for future state of the environment reporting to EEA. WISE serves as a prototype for the development of data centres and implementation of the Inspire Directive within the context of the Shared Environmental Information System.

Cooperation with DG Environment of the European Commission, the JRC, the International Council for the Exploration of the Sea (ICES), marine conventions and countries under the European Marine Monitoring and Assessment (EMMA) framework on the development of pan-European marine assessments progressed well. The EEA co-chairs EMMA alongside DG Environment. Two workshops (also involving the scientific community), one on operational oceanography and one on biological elements, took forward the discussion on data and information needed/available to provide an indicator-based marine assessment in 2010.

Due to problems with data availability and overlaps with other planned reports of the Black Sea Commission, the planned joint Black Sea report was re-orientated towards delivering a policy document summarising data needs for future indicator-based assessments of the Black Sea. The ministerial meeting of the Black Sea Commission is now planned for 2008.

Tendering for the new European Topic Centre on Water was carried out and contracting of a new consortium was finalised in time to start work at the beginning of 2007. The new consortium allows EEA to bring in the expertise of many partners who are working for the Agency for the first time.

### **Agriculture and environment**

In the agriculture field, the IRENA reports were successfully launched, and substantial input was provided to the planning of future work on agri-environmental indicators at EU level. A new Memorandum of Understanding, defining the roles of the EEA and the Commission Directorates-General for Agriculture, Environment, the JRC and ESTAT is being developed. The report of the LARA project (agricultural impacts on water) was being finalised for publication in 2007 with the inclusion of further case studies from research projects. Finally, the Cross-compliance indicators in the context of the Farm Advisory System (CIFAS) project on farm management practices made good progress in 2006 according to schedule.

**Published reports, papers and web pages**

- *Integration of environment into EU agriculture policy*. EEA Report No 2/2006.  
Weblink: [http://reports.eea.europa.eu/eea\\_report\\_2006\\_2/en/](http://reports.eea.europa.eu/eea_report_2006_2/en/).
- *Assessing environmental integration in EU agriculture*. EEA Briefing No 1/2006.  
Weblink: [http://reports.eea.europa.eu/briefing\\_2006\\_1/en/](http://reports.eea.europa.eu/briefing_2006_1/en/).
- *Priority issues in the Mediterranean environment* (revised version). EEA Report No 4/2006.  
Weblink: [http://reports.eea.europa.eu/eea\\_report\\_2006\\_4/en/](http://reports.eea.europa.eu/eea_report_2006_4/en/).
- *Agriculture and environment in EU-15 — the IRENA indicator report*. EEA Report No 6/2005.  
Weblink: [http://reports.eea.europa.eu/eea\\_report\\_2005\\_6/en/](http://reports.eea.europa.eu/eea_report_2005_6/en/).

**Workshops and meetings**

- Launch of the IRENA report on 21 March 2006.
- Plenary meeting of the Working Group on European Marine Monitoring and Assessment (EMMA), 3–4 April 2006.
- EEA-EMMA workshop 'Operational oceanography. Connecting operational oceanography with the European Marine Strategy and EEA assessments'. 23–24 October 2006.
- EEA-EMMA workshop 'Ecological processes and biological elements. Requirements and data needs to develop the assessments of marine ecological processes and biological elements'. 20–21 November 2006.
- Eionet workshop 'freshwater, joint meeting of the Drafting Group on State of the Environment and Trends (SOE-DG) under the WFD-Common Implementation Strategy' and the annual 'EEA Eionet-Water workshop'. 14–15 November 2006.

## 6 Supporting sustainable use and management of natural resources and waste



### Stepping up cooperation

The 9th Eionet workshop on resources and waste management took place in Hungary in September 2006, with Sustainable Consumption and Production (SCP) as the key theme. The workshop showed a keen interest in the SCP challenge among EEA member and collaborating countries.

Cooperation with the Commission and the European Parliament continued in the areas of resources, waste and SCP. Specific support was provided to DG Environment and to members of the Parliament, especially related to the Thematic Strategy on the Sustainable Use of Natural Resources, the Thematic Strategy on the Prevention and Recycling of Waste, the Waste Framework Directive and the EU Action Plan on SCP.

Support was provided to the Commission (Eurostat and DG Environment) in establishing the data centres on waste, resources and products to be led by Eurostat.

Supporting DG Environment in reporting on progress in the implementation of the Integrated Product Policy (IPP), a proposal was prepared and a review of literature on IPP implementation was provided in 2006.

### Evaluation of resource and waste policies

The pilot study on the evaluation of the effectiveness of waste policies related to the Landfill Directive resulted in the preparation of fact sheets for each of the EU-25 Member States and a comparative study across EU-25. The methodology for the qualitative and quantitative in-depth evaluation in 2007 of policies in six selected member countries was developed and the evaluation initiated in cooperation with member countries (Belgium [Flanders], Estonia, Finland, Germany, Hungary and Italy).

The pilot study on the evaluation of the effectiveness of aggregates taxes in four member countries (Germany, Italy, Sweden and the United Kingdom) resulted in the preparation of in-depth evaluations of the countries to be ready for consultation with stakeholders in early 2007 after which the results will be published in an EEA report.

### Environmental impacts of production

The multi-annual study on environmental impacts of production and consumption using NAMEA (National Accounts Matrix including Environmental Accounts) has resulted in detailed NAMEA accounts for eight member countries which show which economic sectors cause the highest life-cycle environmental impacts. The project is undertaken in close cooperation with Eurostat and national statistical authorities. The results will be published in 2007.



## Sustainable consumption and production (SCP)

A clear role for the EEA vis-à-vis international processes on Sustainable Consumption and Production (SCP) was established in 2006. Contributions were made to the global Marrakech process on SCP led by UNDESA and UNEP, for example by contributing to the task force on sustainable lifestyles led by Sweden and by contributing to the UNEP expert conference on creating solutions for sustainable consumption and production (providing an expert's

view on the Marrakech process — and presenting results of EEA studies on resources and on household consumption). A meeting of the leaders of the Marrakech task forces was also held at the EEA.

Much effort was also put into the scoping and planning of future EEA contributions to the EU Action Plan on SCP and the international Marrakech process on SCP. This was done in dialogue with other actors such as for example DG Environment, UNEP and its Collaborating Centre on SCP, the

OECD, UN-DESA and the countries leading the task forces of the Marrakech process.

A joint UNEP/EEA report analysing sustainable consumption and production in EECCA and SEE countries was initiated in 2006 and will be finalised in 2007 in time for the Belgrade conference.

### Published reports, papers and web pages

- *Paper and cardboard — recovery or disposal?* Review of life cycle assessment and cost-benefit analysis on the recovery and disposal of paper and cardboard. EEA Technical report No 5/2006. Weblink: [http://reports.eea.europa.eu/technical\\_report\\_2006\\_5/en](http://reports.eea.europa.eu/technical_report_2006_5/en).
- *25 country fact sheets on waste management in EU Member States*. The fact sheets present general information on the legislative waste framework and waste management plans for each country. They also present more specific information on legislation, policies, instruments and data for the waste streams of municipal waste, biodegradable waste and tyres. Available on the website of ETC/RWM: <http://waste.eionet.europa.eu/announcements/ann1158318732>.

### Workshops and meetings

- Perspectives on Radical Changes to Sustainable Consumption and Production (SCP) — Workshop of the Sustainable Consumption Research Exchange (SCORE) network. 20–21 April 2006, EEA, Copenhagen.
- Efficiency, environment and employment 2006. Austrian EU Presidency conference organised by the Sustainable Europe Research Institute (SERI) and the EEA, 8–9 June 2006, Vienna. Weblink: <http://www.eee2006.org/index.html>.
- Expert workshop on *ex-post* policy effectiveness evaluations. Organised by the EEA in cooperation with the Environment Agency of England and Wales, the Danish EPA and the Netherlands Environmental Assessment Agency, 6–7 November 2006, Copenhagen.

## 7 Sustainable development and other environmental policies



### **Integrated assessment: the Belgrade report**

2006 was an important milestone in the preparation of the fourth pan-European assessment report to be presented at the environmental ministerial conference 'Environment for Europe' in October 2007. Several rounds of drafting and consultation were held throughout the year involving primarily the Eastern Europe, Caucasus and Central Asia (EECCA) Region and South Eastern European regions. The development of the report took place in the context of a strong partnership with other international organisations active in the region (UNECE, UNEP, OECD) and benefited from additional EC financial support through the CARDS and TACIS programmes. An open consultation process via the EEA website was conducted for the draft report alongside dedicated meetings with both high officials and NGOs from the region.

### **Environmental technology assessment and innovation**

#### *Technologies*

The EEA responded to the request of the European Parliament resolution published on 5 July 2005 to further support the Environmental Technologies Action Plan (ETAP) by providing an inventory of Subsidies and Rules hampering the uptake of environmental technologies. This has resulted in the publication (on the Environmental Technology portal) of an inventory of subsidies and rules which directly or indirectly promote polluting production and consumption.

#### *Knowledge management*

A Clearing House for the Short and Medium-term Priority Environmental Action Programme (SMAP) for the Mediterranean was developed in collaboration with SMAP Regional Management and Support Unit (SMAP RMSU). The Clearing House has provided a stable 'Knowledge

Management Mechanism' for the SMAP user community to perform several operations to organise and make available existing information resources relevant to the SMAP framework in partnership with national stakeholders. Discussions are ongoing with RMSU to identify further needs for refining the application after the termination of the SMAP programme.

#### *DestiNet portal*

Maintenance and technical support to the DestiNet portal for sustainable tourism destinations and their stakeholders continued. Some of the achievements included completion of a multi-annual work plan in agreement with the DestiNet partners; UNWTO formally joined DestiNet partnership in July (EEA, Ecotrans, and UNWTO are now the leading partners); UNEP also expressed interest in becoming a partner, and; the platform was improved in terms of content, searching, Geo-referencing of information, and local administrator improvements.





### Research links

EEA research priorities in the Seventh Research Framework Programme (FP7) were submitted to DG Research in the European Commission. EEA links to different DG Research supported consortia were surveyed to improve cooperation and the use of results. A guide to portals and websites on planned and ongoing European environmental research was prepared and published on the EEA Intranet. EEA has also hosted the kick-off meetings of two research consortia – PHIME (metals) and ATHON (PCBs) – in 2006.

### Market-based instruments

An assessment of the main and most recent developments in the use of market-based instruments in European environmental policy, *Using the market for cost-effective environmental policy*, was published in January 2006. The

report covers a range of instruments which are used as tools to achieve environmental objectives, including environmental taxes, charges and deposit-refund systems, environmental tax reform, emissions trading schemes, subsidies, and liability and compensation requirements. The report finds a steadily growing application of market-based instruments across Europe. It also identifies the need for cost-effective policy measures in order to make authorities more aware of the advantages of implementing MBIs.

### Scenarios and forward studies

2006 saw consolidation and ongoing projects in the area of scenarios and forward studies, in particular the expansion of the knowledge to a wider pan-European area. Under the UNEP process of preparation of the next GEO-4 report, EEA expanded its knowledge about building scenarios

for Europe in relation to global trends. Moreover, under the UNECE Environment for Europe process EEA gathered, analysed and processed considerable information on the pan-European area for publication in 2007. The Belgrade report will include a selected number of pan-European outlook indicators, a first for EEA.

EEA also continued its programme of cooperation with countries in scenario development with the objective of building capacity/capability in the national environmental administrations in this field. Turkey was the second country in this programme – the workshop organised jointly by EEA and the NFP focussed on energy and environment strategies. The report from this event is available on CIRCA and a follow-up workshop is foreseen

The outcomes of the PRELUDE (*Prospective Environmental analysis of Land Use Development in Europe*) project

### Published reports, papers and web pages

- *Market-based instruments for environmental policy in Europe*. EEA Technical report No 8/2005. Weblink: [http://reports.eea.europa.eu/technical\\_report\\_2005\\_8/en](http://reports.eea.europa.eu/technical_report_2005_8/en).
- *Using the market for cost-effective environmental policy* (Shorter version of the above report). EEA Report No 1/2006. Weblink: [http://reports.eea.europa.eu/eea\\_report\\_2006\\_1/en](http://reports.eea.europa.eu/eea_report_2006_1/en).



were successfully launched in Brussels and raised considerable interest for follow-up activities. After presenting PRELUDE, the Executive Director was joined in a panel discussion by Paolo Costa, Chairman of the Committee on Transport and Tourism, European Parliament; John Bensted-Smith, Director for Economic Analysis and Evaluation, Directorate General for

Agriculture and Rural Development, European Commission; and Tony Long, Director, World Wildlife Fund for Nature (WWF).

Finally, planning of the first phase of the prospective analysis activities that will contribute to the next 5-year state and outlook report scheduled for publication in 2010 (SOER2010) was initiated and

the first results will be published in 2007/8. Waste projections have been further developed and will be a good input for the work in 2007 concerning consumption, demographics and waste; and a review of the models used for the European Environment Outlook 2005 report was undertaken.

#### **Published reports, papers and web pages**

- Main page on scenarios: <http://www.eea.europa.eu/themes/scenarios>.
- More information on scenarios and background information on PRELUDE: <http://scenarios.ewindows.eu.org/reports/fo1077184> and <http://scenario.ewindows.eu.org>.

#### **Launches and meetings**

- The launch of the PRELUDE project in November marks the first publication by EEA of a consistent and plausible set of environmental scenarios for Europe based on a methodology that combines qualitative and with quantitative approaches. The results are available in a range of products including a brochure, a CD, reports and papers. Weblinks: <http://www.eea.europa.eu/highlights/prelude-launched-in-brussels>; <http://www.eea.europa.eu/pressroom/speeches/29-11-2006>.
- PRELUDE won a Clarion Award on 29 September 2006 at the British Academy of Film and Television Arts (BAFTA). Weblink: <http://www.eea.europa.eu/highlights/prelude-picks-up-a-fourth-award>.
- Energy scenarios for Turkey. Capacity building workshop co-organised with NFP, 6–7 December 2006, Ankara.
- Geo-4, Regional Scenarios Europe; 2nd Stakeholder meeting — discussing inconsistencies in global and regional modelling results. 21–22 February 2006. EEA, Copenhagen.
- Transport and energy in Europe: Future trends & uncertainties. Support to the Belgrade process. 20–21 March 2006, EEA, Copenhagen.
- Review of European environmental outlooks 2005 expert workshop, April 2006.



### **PRELUDE multimedia and awards**

In March, the audio and video animated PRELUDE tool, showing how land use could change in the next 30 years, won two prizes (Gold and Silver) at the International Visual Communication Association (IVCA) awards, one in the 'Internal multimedia', the other in the 'External multimedia' category (<http://www.eea.europa.eu/highlights/Ann1143210763>).

A third award for PRELUDE was won at the WorldFest Houston Film Festival.

PRELUDE went on to win a fourth award on 29 September 2006 at the British Academy of Film and Television Arts (BAFTA). The Clarion Awards are not-for-profit and recognise best practice in communicating the importance of sustainable development initiatives.

## 8 Communications and institutional relations



### Implementing the communication strategy

Final consultation with EEA staff and networks as well as the endorsement of the communication strategy took place at the end of 2006. Parts of the strategy were put into practice during the year resulting in better visibility of EEA messages around Europe and internationally.

The greater emphasis placed on communication, such as a targeted media approach combined with systematic highlighting of all EEA reports on the EEA website, has resulted in a substantial rise in media coverage and in the number of enquiries from both journalists and the public. The documented rise in the number of visitors to the EEA website and requests from other parties to reproduce EEA products may also be the result of this targeted communication. Further implementation of the communication strategy will also be a key focus area in the coming years.

### Media relations

A variety of press packages on reports were distributed throughout the year and a number of events were arranged to attract interest in the Agency and its messages. This resulted in many articles in national newspapers, specialised publications, on websites as well as quotes and interviews on radio and television throughout Europe. Much of this coverage was tracked in the monthly media-monitoring packages that the Information Centre and the Communications Group produced during 2006.

*One example of a media launch:*

#### *TERM*

The annual *Transport and environment reporting mechanism* (TERM) report was launched in March. The report was widely covered by the media across Europe, and was a major discussion topic on Danish radio. In Denmark, it was covered in the newspapers Politiken and Jyllands Posten. In Ireland, the report made the front page of the Irish Times and was covered in a range of other newspaper, radio and television news pieces. Also several national editions of the free 'Metro' newspapers reported on TERM. It was picked up on websites such as EUobserver and EURactiv as well as by a number of news agencies such as Ritzaus (Denmark) and NTB (Norway). Specialised media such as International Freight Weekly, Transport News Network and Lloyd's List also covered the report.



The EEA's Urban Sprawl report also gained major coverage. Launched to coincide with the Eurocities meeting organised in Manchester in November, the report highlights the need for better EU policy to guide effective urban planning. Since its launch, it has continued to receive widespread coverage into 2007.

Other launch events picked up by the media in 2006 included:

- the Environment and health report;
- the Greenhouse gas emission trends and projections report;
- the IRENA indicator report on agriculture;
- the PRELUDE project;
- Ozone web, a new Internet tool to monitor ground level ozone incidents in Europe;
- the Greenhouse gas emissions report;
- *Energy and environment in the EU* report;
- re-launch of the EPER website;
- the *Land accounts for Europe 1990–2000* report.

### **Increasing our direct contact with citizens**

In 2006, the EEA Information Centre responded to more than 2000 public enquiries. Its ability to accommodate visitors for enquiries and public events was improved by the rental of additional premises. The EEA continued to engage in campaigns to raise public environmental awareness by participating in numerous events, included:

- contribution to the launch of the European Commission's campaign 'You control climate change' in Denmark. This event featured environmental speakers and Danish students teaming up with Danish celebrities to paint pictures portraying environmental messages;
- provision of content to the travelling photo exhibition, 'Spirit of the wild'. This included a 'European environmental timeline' and articles for the exhibition brochure. During the exhibition in Copenhagen, the Information Centre gave presentations on relevant environmental issues for a number of school classes;

- participation for the first time in the annual Copenhagen Culture Night event. During the evening, 1 000 citizens visited the EEA to participate in various activities focusing on energy issues. The event reached a broad spectrum of interested citizens by offering a public political debate on the use of biofuels in Denmark; as well as, family activities like an educational treasure hunt for children, theatre and unplugged music;
- exhibition stands at Copenhagen Environment Festival and Green Week in Brussels in June;
- in collaboration with the EMAS team of the European Parliament, the Agency also had an exhibition stand at the Parliament's premises in Brussels and Luxembourg in November.



## Multimedia productions

EEA launched a redesigned website on 4 September 2006. Designed in line with the EU guidelines on eAccessibility, the EEA is one of the first EU bodies to comply with international accessibility standards for people with various disabilities. Preliminary statistics shows about 70 % increase of the use of the website compared to the previous year.

In the framework of *Epaedia*, one new content area was prepared: transport (including a new 'ask an expert' video). Five 'ask an expert' videos have been uploaded in the water section. Three new animations have been developed: types of food consumed; the ecological footprint; and, the Black Sea fish catches.

## EEA governance – the Scientific Committee

Over the past year the EEA Scientific Committee has been closely involved in the development of the EEA's Annual Management Plan (AMP) 2007 and the priorities that should be addressed until the end of the current Strategy period. At its meeting in October, the Scientific Committee elected a new Chairman – Professor László Somlyódy. The committee also adopted a Scientific Committee opinion on aggregate and composite environmental indicators, developed in cooperation with Eurostat, and an opinion on the AMP 2007, as required under EEA Regulation.

Following an open call for experts to the EEA Scientific Committee published in the Official Journal, five new experts were appointed to the Committee in the following areas: (1) Resource and waste management; (2) Hazards and

risk assessment on floods, droughts, volcanic eruption and industrial risks; (3) Ocean and coastal science, including marine biology; (4) Modelling, primarily methodologies and spatial analysis; (5) Life science, including health sciences, sustainable agriculture and biology.

## European Parliament

Having stepped up its cooperation with the European Parliament in 2005, the Agency continued to invest significantly in its work with the Parliament in 2006. Following the designation by the European Parliament of Professor Michael Scoullou and Professor Dr. Ludger-Anselm Versteijl to serve on the EEA Management Board, the Agency organised a seminar for these board members with Parliament and Agency staff to explore how best to ensure effective cooperation between the Parliament and the Agency.

As a result of this seminar, a series of meetings with Members of the European Parliament and rapporteurs for the Thematic Strategies under the Sixth Environment Action Programme were set up. Short papers and/or follow-up documents were often prepared by EEA for these meetings. More generally briefings were provided to MEPs.

Another forward step in cooperation was the presentation by the Executive Director of the EEA draft work programme 2007 to the Environment Committee of the European Parliament in September and formal written consultation of all members of the Environment Committee in order to get the opinion of the European Parliament on the Agency's annual work programme.

In October 2006 a delegation of 8 European Parliamentarians visited EEA in Copenhagen and reported



positively on the state of cooperation between Parliament and the Agency. EEA took this opportunity to organise substantive discussions with the delegation on biodiversity, climate change and the sustainable use of natural resources.

The Agency participated in a number of hearings in Parliament, for example, the joint public hearing in March on *Natural Disasters – how should Europe respond?* The results of the IRENA project were presented in the Agriculture Committee and a discussion on INSPIRE was held with members of the Environment Committee.

Finally, EEA also cooperated actively with the Parliament's Committees on Budgetary Control and Budgets.

### **Support to the Presidency in Office of the Council of Ministers (Environment)**

The Agency continued to work closely with the Presidencies of the Council during their six-month tenure. Austria held the Presidency between January and June 2006 and was followed by Finland between July and December. EEA participated in the Graz meeting in April 2006, the aim of which was to discuss the fast track services of Global Monitoring for Environment and Security (GMES) and consider ways of increasing the involvement of the regions in the initiative as well as the time frame, funding and governance. The Executive Director also presented a background paper on the urban strategy to the Informal Environment Council (19–21 May) and took part in discussions on the urban strategy, and a public debate on energy, eco-innovation and mobility. Similarly, the Executive

Director made a key speech to the Informal Council under the Finnish Presidency on 15 July on the theme of eco efficiency (see <http://www.eea.europa.eu/pressroom/speeches/15-07-2006>).

### **European Economic and Social Committee**

EEA presented *The European environment – State and outlook 2005* to the NAT Section (Agriculture, Rural Development and the Environment) of the European Economic and Social Committee, which is responsible for the EESC's work on policies related to agriculture and environment. This was followed up by a visit to the Agency in Copenhagen by a delegation of members of the EESC's NAT Section in June 2006 in order to explore ways for stepping up cooperation with EEA.

### **EEA work with the Heads of European Regulatory Agencies**

EEA took over the role as coordinator of the network of the Heads of European regulatory Agencies on 1 March 2006. The Executive Director organised the joint Heads of Agencies meeting on budget and administrative issues (including a meeting regarding staff policy plans and related staffing issues) with the Budget and Budget Control Committees of the European Parliament and the European Commission's DG for Personnel and Administration.

The annual meeting of the Heads of Agencies took place in Copenhagen in October and discussed *inter alia* the role of agencies in the wider EU Communication Strategy.

## 9 The EEA in the wider world



### Cooperation with the United Nations Environment Programme

EEA cooperated with the United Nations Environment Programme (UNEP) on a range of issues, including attending the UNEP Governing Council in February in Dubai and taking part in and co-chairing several GEO-4 (4th Global Environment Outlook report) authors' meetings, with particular focus on the sub-chapter covering the European region. EEA/UNEP cooperation on the Belgrade report and specific work on sustainable production and consumption were put in place. In September, the Executive Director chaired the GEO-4 High-Level Consultative Group which was convened in Norway.

In May 2006, the EEA hosted and co-chaired UNEP's first expert meeting on the establishment of the proposed Environment Watch system, and in November, UNEP invited the EEA to Thailand to present the concept and working methods of Eionet at the South East Asia meeting on environmental information networking.

### Mediterranean

Following the publication in March 2006 of the revised EEA/MEDPOL report *Priority issues in the Mediterranean environment*, cooperation in the Mediterranean area intensified. Work focused on support to the Commission on the Horizon 2020 initiative which aims to tackle the main sources of pollution in the Mediterranean region by 2020, and the EEA contribution to measuring progress of the initiative in cooperation with DG Environment, Eurostat, JRC and UNEP/MAP. This culminated in two milestones: the publication in September of the European Commission's Horizon 2020 Communication; and a keynote speech presented by the Executive Director at Euro-Mediterranean Ministerial Conference in Cairo in November (see <http://www.eea.europa.eu/pressroom/speeches/20-11-2006>).

The first EEA-UNEP/MAP joint work plan was finalised. This will act as a basis for future cooperation to support Horizon 2020. Throughout the year the EEA attended meetings of the Mediterranean Commission on Sustainable Development and MEDSTAT. Input was provided to INFO/RAC (the Mediterranean Action Plan's Regional Activity Centre for Information) towards the establishment of an information system for the region.

### Arctic

In the Arctic area, information was exchanged with partners (UNEP and relevant countries) on possible contributions to the International Polar Year (2007–2009). In June the Executive Director visited Greenland and a Norwegian National Expert was recruited to the Agency to deal specifically with Arctic-related issues.

### EECCA

In support of work with countries of the Eastern Europe, Caucasus and Central Asia (EECCA) Region, a TACIS agreement between the EEA and External Relations DG of the European Commission (DG RELEX) was signed in April 2006. By the end of May all the implementation contracts in the areas of water, air and climate change, waste and sustainable consumption and production, and for the development of an EECCA core set of indicators were in place and operational. The TACIS team for the day-to-day management of the project was also recruited and started work in the same period. By year's end the projects were well advanced and contributing to the Belgrade report preparations.





### Bilateral contacts

Bilateral contacts with China continued. A Chinese delegation of 20 high-level experts, led by the Swedish EPA, visited the EEA in May 2006 and the third steering committee of the Asia-Europe Environment Forum was hosted by the EEA in April 2006. In September, the Executive Director gave a speech at the Asia-Europe Climate Challenge Dialogue in Helsinki.

The EU-North America EcoInformatics network met twice in 2006: in January at JRC, Ispra and at Berkeley in the USA in October. Information exchange focused on latest developments in metadata and semantic management, indicator practice and methodology and opportunities for cooperation on environmental research.

In addition, the Japanese senior vice-minister visited the EEA with a view to gathering information on the establishment of a regional environment agency.

### Published reports, papers and web pages

- *Priority issues in the Mediterranean environment*. EEA Report No. 4/2006. Weblink: [http://reports.eea.europa.eu/eea\\_report\\_2006\\_4/en](http://reports.eea.europa.eu/eea_report_2006_4/en)
- TACIS portal: [http://ewindows.eu.org/belgrade07/ecca/tacis/tacis\\_06](http://ewindows.eu.org/belgrade07/ecca/tacis/tacis_06)
- EEA-UNEP/MAP work plan will be published soon on MAP website: <http://www.unepmap.org>.

### Launches and meetings

- 9th special session of the UNEP Governing Council/Global Ministerial Environment Forum, 7–9 February 2006, Dubai
- Environment watch: First global expert group meeting on environmental information networking, 22–23 May 2006, Copenhagen
- Euro-Mediterranean ministerial conference, 20 November 2006, Cairo. Speech by Jacqueline McGlade 'The state of the Mediterranean environment — from analysis to action'. Weblink: <http://www.eea.europa.eu/pressroom/speeches/20-11-2006>

## 10 Internal developments



### **Encouraging other organisations to introduce environmental management**

The EEA passed the yearly EMAS-audit in the spring, although not all targets were fully delivered. Despite reduction targets for electricity and paper consumption, electricity consumption increased and paper consumption stayed the same as the previous year. However, the EEA increased its staff's understanding specifically of offsetting carbon emissions caused by travelling by flight and ran a call for tender to find an offsetting contractor. EEA intends to use the experience gained to demonstrate to other EU organisations how to offset carbon emissions.

The number of requests for assisting other organisations in introducing environmental thinking and management continued to grow in 2006. By the end of the year there were nine members in the interagency greening network that was set up by the EEA in June 2006. The assistance so far has consisted of telephone and email consultations as well as receiving visits or organising awareness raising sessions for the interested agencies. In addition to the agencies, the EEA has given EMAS presentations at European Parliament and cooperated with

other institutions on environmental management.

In November 2006 EEA received a Danish EMAS award for its communication approach, activities and materials, all of which have been produced in-house and are available for use by other organisations (<http://www.eea.europa.eu/documents/emas/>).

### **Administrative and organisational development: the EEA Balanced scorecard 2006**

The Agency continued its efforts to present its performance in 2006 in the form of the EEA Balanced scorecard. The development of the EEA Balanced scorecard is a continuous process that seeks to provide a comprehensive overview of progress towards the strategic goals of the organisation. It operates with multiple approaches to illustrate effectiveness and integrates content oriented performance indicators with more quantifiable aspects of efficiency.

The EEA balanced scorecard as presented in Annex H shows the strategic indicators of EEA performance at a highly aggregated level. These indicators are derived from a long list



of metrics measuring the Agency's performance cover four different perspectives:

- resource perspective
- business perspective
- client perspective
- learning and growth perspective.

The top level of the EEA balanced scorecard attempts to give an easy overview of how the Agency performs as an organisation in order to enable rapid intervention in areas where performance is below the desired level.

The relation between resources, business process and client perspective should be seen as an attempt to unfold the entire 'value chain' of EEA. Each perspective should not be considered in isolation as this easily can lead to sub-optimisation where one perspective is improving at the expense of another. Global optimisation is our primary concern.

In 2006 the EEA balanced scorecard has developed as more indicators are refined and included in the active reporting in the Management Information System. Some indicators shown here therefore do not cover 2006 in its entirety, but are included to establish a baseline that will serve as a benchmark for the years to come.

The EEA balanced scorecard will prove to be a powerful tool to assess the achievement rate of the Agency's objectives and communicate progress to stakeholders.

# Annex A Statement on financial position

**Table 1 Income 2002–2006 (million EUR)**

	2002	2003	2004	2005	2006
EU subventions	19.2	21.4	27.2	26.9	27.6
EFTA contribution	0.4	0.5	0.6	0.6	0.6
New EEA member countries' contributions	2.3	5.7	3.3	3.8	4.7
Miscellaneous revenues	3.2	0.0	2.5	0.8	4.2
<b>Total</b>	<b>25.1</b>	<b>27.5</b>	<b>33.6</b>	<b>32.1</b>	<b>37.1</b>

**Note:** As the figures above are rounded, the sum of the individual figures may differ slightly from the total.

**Table 2 Expenditure (E) 2002–2005, budget (B) 2006 (million EUR)**

	2002	2003	2004	2005	2006
	E	E	E	E	B
Staff and administration	13.0	14.4	16.7	18.1	20.2
Operational expenditure	12.1	13.1	16.9	14.0	16.9
<b>Total</b>	<b>25.1</b>	<b>27.5</b>	<b>33.6</b>	<b>32.1</b>	<b>37.1</b>

**Note:** Figures for 2006 reflect the final status of the budget before the definitive closing of the 2006 accounts in June 2007.

**Table 3 Operational expenditure and related staff allocations (FTE) for 2006 by programme area and project group**

Programme area and project group	EUR 1 000			Full time employees (FTE)		
	Core funds	Other sources	Total	Core	Other sources	Total
<b>Non-resource lines</b>						
1 Providing an information system	1 906		1 906	15.0		15.0
2 Climate change and energy	130	145	130	4.4		4.4
3 Nature and biodiversity	160		160	4.2		4.2
4 Water and agriculture	106	229	335	3.7	0.7	4.4
5 Air and transport	438		438	5.6		5.6
6 EEA in the wider world		210	210	1.6	0.8	2.4
7 Sustainable use and management of natural resources and waste				1.5		1.5
8 Land use and landscapes	125		125	5.6		5.6
9 Scenarios	179		179	3.8		3.8
10 Integrated assessments and supporting sustainable development	303		303	7.5	0.9	8.4
11 Executive Director's office	47		47	27.7		27.7
12 Administration				29.0		29.0
13 Corporate affairs and communications				9.1	0.7	9.8
<b>Subtotal</b>	<b>3 394</b>	<b>584</b>	<b>3 978</b>	<b>118.7</b>	<b>3.1</b>	<b>121.8</b>
<b>Resource lines</b>						
ETCs	5 962	500	6 462			
Communication	548	21	569			
IT Infrastructure	2 169		2 169			
Meetings	1 228	281	1 509			
Translations	670		670			
<b>Subtotal</b>	<b>10 577</b>	<b>802</b>	<b>11 379</b>	<b>118.7</b>	<b>3.1</b>	<b>121.8</b>
<b>Total</b>	<b>13 971</b>	<b>1 386</b>	<b>15 357</b>			

**Note:** The figures are based on the actual commitments in 2006. Leave, absence and development of competencies are excluded in FTE. Other sources consist of TACIS, Europe Aid and CIFAS and additional agreements.

**Table 4 Breakdown of committed funds for ETCs (EUR)**

	<b>Water</b>	<b>Air/Climate change</b>	<b>Nature protection and biodiversity</b>	<b>Waste and material flows</b>	<b>Terrestrial environment</b>	<b>Total allocation</b>
1 Providing an information system	40 000	57 000	30 000	15 000	430 000	572 000
2 Climate change and energy	24 000	897 000	0	0	0	921 000
3 Nature and biodiversity	10 000	0	795 000	0	0	805 000
4 Water and agriculture	761 000	0	0	0	0	761 000
5 Air and transport	15 000	1 143 000	0	0	0	1 158 000
6 EEA in the wider world	0	0	0	0	0	0
7 Sustainable use and management of natural resources and waste	0	0	0	715 000	0	715 000
8 Land use and landscapes	65 000	0	0	0	635 000	700 000
9 Scenarios	0	0	0	0	0	0
10 Integrated assessments and supporting sustainable development	90 000	90 000	60 000	40 000	50 000	330 000
<b>Total</b>	<b>1 005 000</b>	<b>2 187 000</b>	<b>885 000</b>	<b>770 000</b>	<b>1 115 000</b>	<b>5 962 000</b>

**Note:** The figures are based on the actual budget allocation in 2006 (MPS).

# Annex B Status on human resources

## Officials, temporary agents, contract agents and national experts

**Table 5 Staff development, 2002-2006**

Category	2002	2003	2004	2005	2006
A (academic staff)	37	43	49	47	
B (technical staff)	24	26	28	32	
C (secretarial staff)	20	22	25	24	
D (service staff)	4	4	4	4	
AD					49
AST					61
National experts	10	9	10	16	17
Contract agents				18	30
<b>Total</b>	<b>95</b>	<b>104</b>	<b>116</b>	<b>141</b>	<b>157</b>

**Note:** The categories in 2006 are according to the new staff regulation.

**Table 6 Staff by category and nationality on 31 December 2006**

	Austria	Belgium	Bulgaria	Czech Republic	Denmark	Estonia	Finland	France	Germany	Greece	Iceland	Ireland	Italy	Latvia	Lithuania	Netherlands	Norway	Poland	Portugal	Romania	Slovakia	Slovenia	Spain	Sweden	Turkey	United Kingdom	<b>Total</b>
AD	1	3		6	1	5	6	2	1	1	2		3	1	2	1	1	2	1		1	5		8	49		
AST	1	1	2	29	2	3	3						1		1		1	1	1			6	4		5	61	
National experts				1				2			1	1					1	2	1			1	2	3	2	17	
Contract agents		1	1	12	1		3	3				1	1	1				1			1	1			1	2	30
<b>Total</b>	<b>2</b>	<b>5</b>	<b>2</b>	<b>2</b>	<b>47</b>	<b>1</b>	<b>3</b>	<b>11</b>	<b>14</b>	<b>2</b>	<b>1</b>	<b>3</b>	<b>4</b>	<b>1</b>	<b>1</b>	<b>4</b>	<b>1</b>	<b>5</b>	<b>4</b>	<b>2</b>	<b>1</b>	<b>1</b>	<b>8</b>	<b>11</b>	<b>4</b>	<b>17</b>	<b>157</b>

**Table 7 EEA promotions in 2006**

Category AD	AD 5-6	AD 6-7	AD 7-8	AD 8-9	AD 9-10	AD 10-11	AD 11-12	AD 12-13	AD 13-14	AD 14-15	<b>Total AD</b>
<b>Number of staff promoted</b>	0	0	1	1	0	1	3	0	0	0	<b>6</b>
Category AST	AST 1-2	AST 2-3	AST 3-4	AST 4-5	AST 5-6	AST 6-7	AST 7-8	AST 8-9	AST 9-10	AST 10-11	<b>Total AST</b>
<b>Number of staff promoted</b>	0	0	3	1	0	1	1	1	0	1	<b>8</b>

**Note:** Grading reflects the situation after the new staff regulation. Officials and temporary agents only.



# Annex C Members of the EEA Management Board

As of 31 December 2006

<b>Austria</b>	Georg Rebernik Director	Umweltbundesamt
<b>Belgium</b>	Philippe Bourdeau Professor	Université Libre de Bruxelles
<b>Bulgaria</b>	Dimitar Vergiev Executive Director	Executive Environment Agency
<b>Cyprus</b>	Nicos Georgiades ( <i>Vice Chairman</i> ) Director of the Environment Service	Ministry of Agriculture, Natural Resources and Environment
<b>Czech Republic</b>	Jan Dusik Director EU Department	Ministry of Environment
<b>Denmark</b>	Ole Christiansen Director General	Danish Environmental Protection Agency
<b>Estonia</b>	Allan Gromov Deputy Secretary-General	Ministry of Environment
<b>Finland</b>	Markku Nurmi Director General	Ministry of the Environment
<b>France</b>	Guillaume Sainteny Directeur de la Direction des études économiques et de l'évaluation environnementale	Ministère de l'Écologie et du Développement durable
<b>Germany</b>	Karsten Sach ( <i>Vice-Chairman, Bureau member</i> ) Deputy Director General Directorate for International Cooperation	Bundesministerium für Umwelt, Naturschutz und Reaktorsicherheit
<b>Greece</b>	John Vournas Director-General for Environment	Ministry of Environment, Physical Planning and Public Works
<b>Hungary</b>	Erzsébet Gergely ( <i>Alternate</i> ) Head of Department	Department of Environmental Policy and Strategy Ministry of Environment and Water
<b>Iceland</b>	Óttar Freyr Gíslason Head of Section	Ministry for the Environment
<b>Ireland</b>	Tom O'Mahony Assistant Secretary	Department of the Environment, Heritage and Local Government
<b>Italy</b>	Corrado Clini ( <i>Vice-Chairman, Bureau member</i> ) Director General	Sustainable Development and International Global Environment Ministero dell'Ambiente
<b>Latvia</b>	Einars Cilinskis Deputy State Secretary	Ministry of Environmental Protection and Regional Development
<b>Liechtenstein</b>	Felix Näscher Director General	Ministry for the Environment Department of Forests, Nature and Landscape
<b>Lithuania</b>	Aleksandras Spruogis Undersecretary	Ministry of Environment
<b>Luxembourg</b>	Eric de Brabanter Economiste	Ministère de l'Environnement
<b>Malta</b>	Martin Seychell Director General	Malta Environment and Planning Authority
<b>The Netherlands</b>	Jaap Enter Deputy Director-General for Environmental Planning	Ministry of Housing, Spatial Planning and Environment
<b>Norway</b>	Harald Rensvik Secretary General	Ministry of Environment

<b>Poland</b>	Lucyna Dygas-Ciołkowska Deputy Director, Monitoring Department	Ministry of Environment Chief Inspectorate for Environmental Protection
<b>Portugal</b>	Maria Leonor Gomes ( <i>Alternate</i> ) Vice President	Instituto do Ambiente
<b>Romania</b>	Ioan Gherhes President	National Environmental Protection Agency
<b>Slovak Republic</b>	Jozef Dupej Deputy Director	Slovak Environmental Agency
<b>Slovenia</b>	Silvo Žlevir Director General	Environmental Agency of the Republic of Slovenia
<b>Spain</b>	Jaime Alejandro Director General de Calidad y Evaluación Ambiental	Ministerio de Medio Ambiente
<b>Sweden</b>	Lars-Erik Liljelund ( <i>Chairman, Bureau member</i> ) Director General	Swedish Environmental Protection Agency
<b>Switzerland</b>	Bruno Oberle Director	Federal Office for the Environment (FOEM)
<b>Turkey</b>	Prof. Dr. Hasan Zuhuri Sarikaya Under Secretary of State	Ministry of Environment and Forestry
<b>United Kingdom</b>	John Custance Chief Statistician	Environment Protection Statistics Division Department for the Environment, Food and Rural Affairs
<b>European Commission</b>	Timo Mäkelä Director-ENV G	DG Environment
<b>European Commission</b>	Manuela Soares Director	Directorate Environment, DG Research
<b>Designated by the European Parliament</b>	Dr Ludger-Aselm Verstej	
<b>Designated by the European Parliament</b>	Michael Scoullios ( <i>Bureau member</i> ) Professor Director	Environmental Chemistry Laboratory University of Athens

# Annex D Members of the EEA Scientific Committee

## As of 31 December 2006

Prof Teresa Andresen	Departamento de Botânica, Faculdade de Ciências, Universidade do Porto, Portugal
Prof André Berger	Institut d'astronomie et de Géophysique G Lemaître, Université Catholique de Louvain, Belgium
Prof Marc Bonazountas	National Technical University of Athens, Department of Water Resources & Environment, Greece
Prof David Briggs	Department of Epidemiology & Public Health, Imperial College London, United Kingdom
Prof Pierluigi Cocco	Department of Public Health, Occupational Health Section, University of Cagliari, Italy
Dr Daniel Cossa	Laboratory of Biogeochemistry of Metallic Contaminants, Department Biogeochemistry and Ecotoxicology, Institut Français de Recherche pour l'Exploitation durable de la Mer (IFREMER), France
Dr Yves Desaubies	Institut Français de Recherche pour l'Exploitation durable de la Mer (IFREMER), France
Prof Dr Helmut Haberl	IFF — Social Ecology (Vienna), Klagenfurt University, Austria
Dr Ulrike Kastrup	SBB — Swiss Federal Railways, Switzerland
Prof Dr Ing Manfred Kleemann	Research Centre Jülich, Systemforschung STE, Germany
Dr Pierre Laconte	Belgium
Prof Franc Lobnik	Biotechnical Faculty, Center for Soil and Environmental Sciences, University of Ljubljana, Slovenia
Prof Juan Martinez-Alier	Department of Economics and Economic History, Universidad Autónoma de Barcelona, Spain
Dr Nadia Pinardi	University of Bologna, Italy
Dr Július Oszlányi	Institute of Landscape Ecology, Slovak Academy of Sciences, Slovak Republic
Prof. László Somlyódy ( <i>Chairman</i> )	Budapest University of Technology and Economics Department of Sanitary and Environmental Engineering, Hungary
Dr Detlef F. Sprinz ( <i>Vice-Chairman</i> )	PIK-Potsdam Institute for Climate Impact Research, Global Change & Social Systems, Germany
MSc Theo Vermeire	National Institute of Public Health and Environment (RIVM), Expert Centre for Substances/Stoffen Expertise Centrum, The Netherlands
Prof Peter Wadhams	Department of Applied Mathematics and Theoretical Physics (DAMTP), University of Cambridge, Centre for Mathematical Sciences, United Kingdom
Dr Tomasz Zylicz	Economics Department, Warsaw University, Poland

# Annex E EEA national focal points

As of 31 December 2006

<b>Albania</b>	Narin Panariti Director	Policy, Integration and Legislation Ministry of Environment
<b>Austria</b>	Johannes Mayer	Umweltbundesamt (UBA)/Federal Environment Agency
<b>Belgium</b>	Jan Voet	Intergewestelijke Cel voor Leefmilieu (IRCEL)
<b>Bosnia-Herzegovina</b>	Mehmed Cero Assistant to Minister for Environment	Federal Ministry for Physical Planning and Environment
<b>Bulgaria</b>	Ioana Hristova Head of Unit, International Cooperation	Bulgarian Executive Environment Agency
<b>Croatia</b>	Jasna Butuci Assistant Director	Croatian Environment Agency
<b>Cyprus</b>	Nasia Dikigoropoulou Environment Officer	Environment Service Ministry of Agriculture, Natural Resources and Environment
<b>Czech Republic</b>	Jiří Hradec Director	Czech Environmental Information Agency
<b>Denmark</b>	Michael Stjernholm Department of Freshwater Ecology	National Environmental Research Institute (NERI)
<b>Estonia</b>	Leo Saare Director	Estonian Environment Information Centre
<b>Finland</b>	Tapani Säynätkari	Finnish Environment Institute
<b>France</b>	Jacques Thorette	Institut Français de l'Environnement (IFEN)
<b>Germany</b>	Christina Pykonen	Umweltbundesamt (UBA)
<b>Greece</b>	Mata Aravantinou	Ministry for the Environment, Physical Planning and Public Works
<b>Hungary</b>	Pál Bozo Chief Information Officer	Ministry of Environment and Water
<b>Iceland</b>	Gunnar Jónsson	Environment and Food Agency of Iceland
<b>Ireland</b>	Gerard O'Leary Programme Manager	Environmental Protection Agency
<b>Italy</b>	Claudio Maricchiolo	Agenzia per la Protezione dell'Ambiente e per I Servizi Tecnici APAT
<b>Latvia</b>	Ilze Kirstuka Director	Latvian Environment Agency
<b>Liechtenstein</b>	Hermann Schmuck	National Office for Forests, Nature and Landscape
<b>Lithuania</b>	Liutauras Stoskus Director	Environmental Protection Agency
<b>Luxembourg</b>	Eric De Brabanter	Ministère de l'Environnement
<b>Former Yugoslav Republic of Macedonia</b>	Svetlana Gjorgjeva Head of Macedonian Environmental Information Center	Ministry of Environment and Physical Planning
<b>Malta</b>	Antoine Zahra Chief Information Officer	Malta Environment and Planning Authority
<b>Monaco</b>	Wilfrid Deri	Bureau de la Coopération Internationale
<b>Netherlands</b>	Roel Thomas RIVM-MNP-LED (ipc 24)	Netherlands Environmental Assessment Agency
<b>Norway</b>	Johnny Auestad	Norwegian Pollution Control Authority
<b>Poland</b>	Lucyna Dygas-Ciołkowska Deputy Director, Monitoring Department	Chief Inspectorate for Environmental Protection

<b>Portugal</b>	Maria Leonor Gomes	Institute of Environment
<b>Romania</b>	Dorina Cristoveanu	National Environmental Protection Agency
<b>Serbia and Montenegro</b>	Natasa Veljkovic Adviser	European Integration Office
<b>Slovak Republic</b>	Vladimir Benko Director of CEPI	Slovak Environmental Agency
<b>Slovenia</b>	Irena Rejec Brancelj Counsellor to Government	Environment Agency of the Republic of Slovenia
<b>Spain</b>	Jose Ignacio Elorrieta Pérez de Diego Subdirección General de Calidad del Aire y Prevención de Riesgos	Ministerio de Medio Ambiente
<b>Sweden</b>	Bernt Røndell Environmental Assessment Department	Swedish Environmental Protection Agency
<b>Switzerland</b>	Jean-Michel Gardaz Environmental Monitoring Section	Swiss Agency for the Environment, Forests and Landscape
<b>Turkey</b>	A. Çağatay Dikmen	Ministry of Environment and Forestry
<b>United Kingdom</b>	David Lee	Environment Statistics and Indicators Division, Department for Environment, Food and Rural Affairs
<b>European Commission representatives</b>		
Peter Wicks		DG Environment
Paul Smits		Institute for Environment and Sustainability Joint Research Centre
Christian Heidorn		Eurostat



## Annex F EEA European topic centres — Consortium leaders

As of 31 December 2006

<b>Water</b>	Anita Künitzer CENIA, Czech Environmental Information Agency Prague, Czech Republic
<b>Land use and spatial information</b>	Andreas Littkopf European Topic Centre on Land Use and Spatial Information Barcelona, Spain
<b>Air and climate change</b>	Rob Swart The Netherlands Environmental Assessment Agency Bilthoven, the Netherlands
<b>Nature protection and biodiversity</b>	Carlos Romão National Museum of Natural History Paris, France
<b>Waste and material flows</b>	Birgit Munck-Kampmann European Topic Centre on Waste and Material Flows Copenhagen, Denmark

# Annex G EEA staff

## Officials, temporary agents, contract agents and national experts as of 31 December 2006

<b>Executive Director's Office (EDO)</b>	
BJURNER, Iben	Secretary — EDO support
HOFFMANN, Ulrike	Secretary/Resource officer — EDO support
McGLADE Jacqueline	Executive Director
<i>Client relations and effectiveness evaluations (EDO1)</i>	
ANDERSEN, Hanne Koch	Secretary — EDO support
DAHM, Lise	Secretary — EDO support
FAGERHOLM, Petra	Project officer — Management support
KNUDSEN, Tarja Porkka	Project officer — EMAS and effectiveness evaluations
McALEAVEY, Paul	Head of group
RIVIERE, Josiane	Project manager — Brussels Liaison Office
<b>Administrative services (ADS)</b>	
FONTECHA, Isabel	Secretary — ADS support
HOFSTÖTTER, Michael	Project manager — Legal advice
McINNIS, Gordon	Head of programme — Deputy Director
<i>Personnel management (ADS1)</i>	
DØSSING, Birgitta	Secretary — Personnel administration
FIGUEROA AGUIRRE, Ximena	Secretary — ADS1 group support
KRANTZ, Ulla	Head of group
OLSEN, Henriette Bille	Secretary — Competitions
PEDERSEN, Lene Bang	Project officer — Personnel
RASMUSSEN, Linda	Secretary — Personnel administration
WINTHER, Kathryn	Project officer — Personnel
<i>Resource and document management (ADS2)</i>	
DANIELS, Camilla	Secretary — Training coordinator
NIELSEN, Søren Brostrup	Head of group
ORTIZ HUGUET, Rosa	Secretary — Mail registration
SØRENSEN, Lisa	Secretary — Resource management
WILHELM, Philipp	Project officer — Document management
<i>Financial and logistics services (ADS3)</i>	
ANDERSEN, Morten	Technical assistant — Logistic services
BRAD, Eugenia	Project officer — Procurement
HANSGAARD, Bo	Technical assistant — Logistic services
KRISTENSEN, Jette Lind	Project officer — Financial services
LASSEN, Bente	Technical assistant — Reception
MULTALA, Tommi	Head of group
PEDERSEN, Linda	Secretary — Travel service
RAINER, Gerda	Resource officer — ADS
THOMSEN, Christina	Secretary — Travel service
ZORRILLA, Domingo	Project officer — Logistic services
<i>Accounting services (ADS4)</i>	
ELMEGAARD, Harald	Project officer — Accounting
FLINDT, Jimmy	Project officer — Accounting
HARTMANN-FITZGERALD, Anne-Li	Head of group

<b>Biodiversity, spatial analysis and scenarios (BSS)</b>	
GENTILE, Anna Rita	Project manager — Soil assessments
MARTIN, Jock	Head of programme
<i>Programme support (BSS1)</i>	
CARLSON, Eva	Head of group
COLLIANDER GOLDING, Charlotta	Secretary — BSS support
ISLEV, Charlotte	Secretary — BSS group support
KARLSEN, Joanna	Secretary — BSS group support
PETERSSON, Dorte	Secretary — BSS group support
<i>Spatial analysis (BSS2)</i>	
BÄCKMAN, Anna	Project manager — Noise assessments
CROUZET, Philippe	Project manager — Environmental systems analysis
DAFFNER, Franz	Project manager — Functional mapping
DIGE, Gorm	Project manager — Policy analysis
GÜL, Ali	Project manager — Regional assessments
MEINER, Andrus	Project manager — Regional assessments and geospatial data
ROMANOWICZ, Agnieszka	Project officer — Modelling and geospatial data
UHEL, Ronan	Head of group
WEBER, Jean-Louis	Project manager — Land and ecosystems accounting
<i>Biodiversity and ecosystems (BSS3)</i>	
FEEHAN, Jane	Project manager — Environmental policy analysis
HOOGEVEEN, Ybele	Project manager — Nature protection and biodiversity
LARSSON, Tor-Björn	Project manager — Forest and biodiversity
MARTINS, Ivone Pereira	Head of group
SCHUTYSER, Frederik	Project manager — Biodiversity analysis and indicators
SPYROPOULOU, Rania	Project manager — Nature protection and biodiversity
VOS, Hans	Project manager — Environment and economic integration
<i>Scenarios and forward studies (BSS4)</i>	
DOM, Ann	Project manager — Policy and scenarios analysis
ISOARD, Stéphane	Project manager — Scenarios analysis
JAEGER, Annekathrin	Project manager — Environmental scenarios analysis
MAUTONE, Orsola	Project manager — Economics and scenarios analysis
PIRC VELKAVRH, Anita	Project manager — Environmental scenarios analysis
RIBEIRO, Teresa	Head of group
VOLKERY, Axel	Project manager — Policy and scenarios analysis
<b>Corporate affairs (CAF)</b>	
NEALE Linda	Secretary/Resource officer — CCA support
NIELSEN-HANNERUP Marion	Head of programme
<i>Management Board, Eionet and Scientific Committee (CCA1)</i>	
BLAGOEV, Stoyan	Project officer — Eionet support
CHRISTENSEN, Anne-Dorthe	Secretary — Balkan cooperation support
HRISTOVA, Galina	Head of group
OSTARIZ COLLADO, Elena	Secretary — Management Board and Scientific Committee support
WILSON, Samantha	Secretary — NFP/Eionet support

<i>Media, editing, launches and PR (CCA2)</i>	
CASPERSEN, Ove	Project manager – Marketing/Licensing/Public information
GRUNDY, Mark	Project manager – Editor
KILLEEN, Brendan	Project manager – Press officer
OLSEN, Teresa Ruch	Head of group
TURANZAS, Marisa	Secretary – Communications
<i>Information Centre – public events and enquiries (CCA3)</i>	
BRUUN, Malene	Head of group
GASQUET, Anna	Project officer – Information Centre assistant
STANHARDT, Iben	Project officer – Information Centre assistant
<b>Environmental assessment (EAS)</b>	
FYRLUND JÖNSSON, Anna	Secretary – EAS support
HUNTINGTON, Jeff	Head of programme
MØLLER, Helle	Secretary/Resource officer – EAS support
<i>Climate change and energy (EAS1)</i>	
BARKMAN, Andreas	Project manager – Greenhouse gas emissions and emission trading
DEJEAN, Francois	Project officer – Climate change
ERIKSEN, Bitten	Secretary – EAS1 group support
FERNANDEZ, Ricardo	Project officer – Data analysis
JOL, André	Head of group
KARAKAYA, Etem	Project manager – Climate change costs
KARLSSON, Jan	Project manager – Climate change and transport
McKENZIE HEDGER, Merylyn	Project manager – Climate change adaptation
USLU, Ayla	Project manager – Renewable energy and environment
WIESENTHAL, Tobias	Project manager – Energy and environment
<i>Air and transport (EAS2)</i>	
BRYTYGIER, Catherine	Secretary – EAS2 group support
FIALA, Jaroslav	Project manager – Air quality
GABRIELSEN, Peder	Project officer – Air and transport data
GOOSSENS, Eva	Project manager – Integrated pollution prevention and control directive
HAIGH, Tim	Project manager – Information resources
HUCKESTEIN, Burkhard	Project manager – Transport and environment
JENSEN, Peder	Project manager – Transport and environment
LÜKEWILLE, Anke	Project manager – Air emissions
MOURELATOU, Aphrodite	Head of group
<i>Water and agriculture (EAS3)</i>	
CEBRIAN CALVO, Elena	Project manager – Agriculture
JENSEN, Stefan	Project manager – Reporting tools and processes
NYMAND, Sys	Secretary
PETERSEN, Jan-Erik	Project manager – Agriculture and environment
PRAZAN, Jaroslav	Project coordinator
ROYO GELABERT, Eva	Project manager – Marine and coastal
SANDER, Gunnar	Project manager – Arctic environment
THYSSEN, Niels	Project manager – Water and aquatic biodiversity
WERNER, Beate	Head of group

<b>Information and data services (IDS)</b>	
JANDRUP, Linda	Resource officer – IDS
JANSEN, Bert	Head of programme
<i>Production and support (IDS1)</i>	
ANDERSEN, Charlotte Kjær	Secretary – IDS1 group support
NILSSON PEDERSEN, Henriette	Secretary – Publications and production
PEHRSON, Marilou	Secretary – IDS1 group support
SCHMIDT, Pia	Secretary – Publications and translations
<i>IT networking and data flows (IDS2)</i>	
CRYAN, Sheila	Project officer – Eionet data flow
PEIFER, Hermann	Head of group
SIMOENS, David	Project officer – EEA data service
STARON, Marek	Project officer – Data operator
<i>Data access and management (IDS3)</i>	
BLIKI, Jan	Project officer – GIS system development
ERHARD, Marcus	Project manager – Environmental accounting analyst
LUND, Mette	Project officer – GIS and mapping
SOUSA, Ana	Project manager – Spatial data
STEENMANS, Chris	Head of group
<i>Multimedia communications (IDS4)</i>	
BJARNASON, Sigfús	Head of group
DE MARINIS, Antonio	Project officer – Web manager
DIDIER, Emilie	Project officer – Multimedia productions
KUCHLING, Rolf	Project officer – Multimedia designer
SLOWINSKA, Karolina	Project manager – Multimedia productions for young audience
<i>Information technology (IDS5)</i>	
GOTTLIEB, Veronica	Project officer – IT system analyst and developer
HAUERSLEV, Thomas	Technical assistant – Telephony, IT support and helpdesk services
LE, Thanh	Project officer – System administration and IT helpdesk
LINDBERG, Örjan	Head of group
ROUG, Søren	Project officer – Linux systems and ReportNet developments
RØRUP, Lars	Project officer – System administration
<b>Strategic knowledge and innovation (SKI)</b>	
ACIKEL, Asim	Project manager – TACIS project coordinator
BJURNER, Dana	Secretary – SKI group support
CLARK, Barbara	Project manager – International cooperation
FOLKMANN, Pernille	Secretary – SKI group support
GHEORGHE, Adriana	Project manager – Belgrade report/Cooperation with EECCA countries
MAENCHEN, Svetlana	Resource officer – SKI
MEOZZI, Paolo	Project manager – Knowledge development support services
SCHIØLER, Ilona	Secretary – TACIS support
STANNERS, David Andrew	Head of programme
WINOGRAD, Manuel	Project manager – Integrated assessments

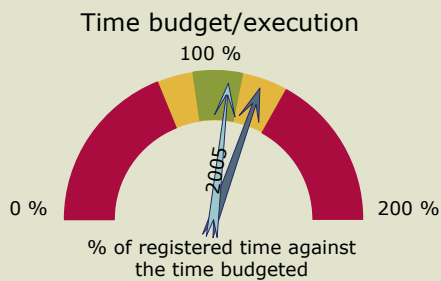
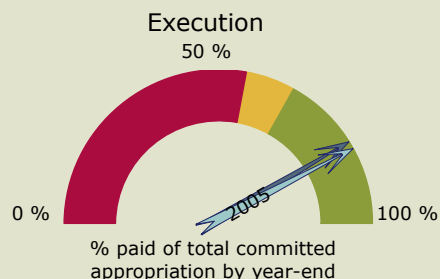
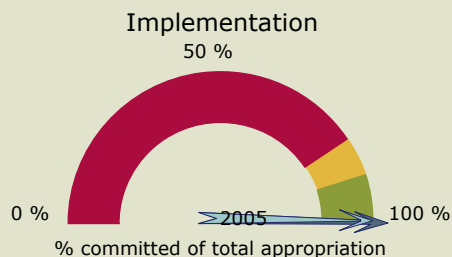


<i>Sustainable consumption and production (SKI1)</i>	
KAZMIERCZYK, Pawel	Project manager — Material flows
LARSEN, Bodil	Secretary — SKI1 group support
MORTENSEN, Lars	Head of group
ZAMBRZYCKI, Bartosz	Project manager — Waste
<i>Science, policy and innovation (SKI2)</i>	
ANDERSSON, Ingvar	Project manager — Research links and cooperation
GEE, David	Head of group
JAROSINSKA, Dorota	Project manager — Environment and health
RICKARD, Louise	Project manager — Tools for integrated assessment
SCHÖNING, Gabriele	Project manager — Chemicals, environment and health

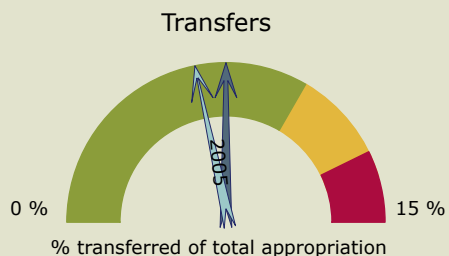
# Annex H EEA balanced scorecard

## Resource perspective

### Budget

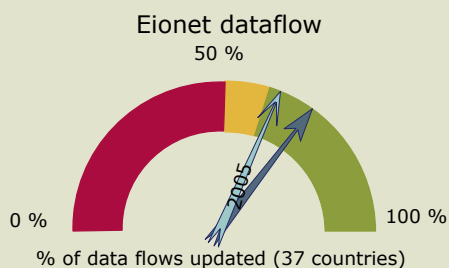


### Sound financial management

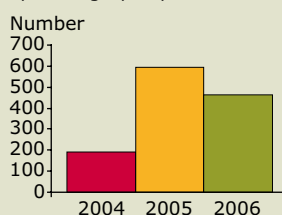


## Business perspective

### Supply chain

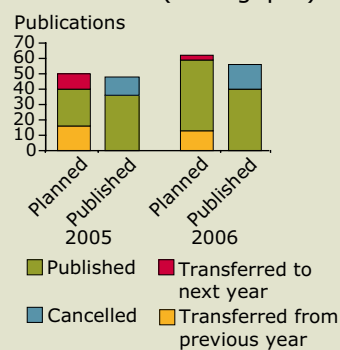


**Data set/indicator use**  
New maps and graphs produced and uploaded



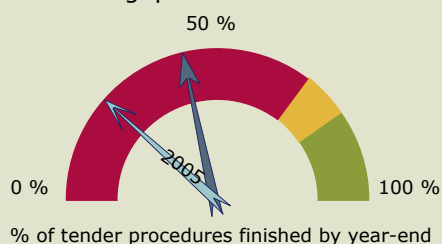
### Publications

**Publications (throughput)**

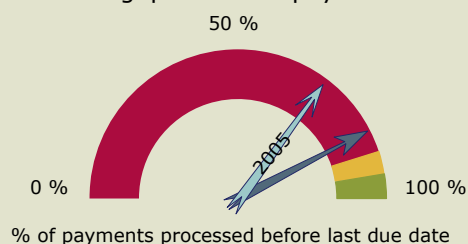


### Internal support

**Throughput time of tenders**



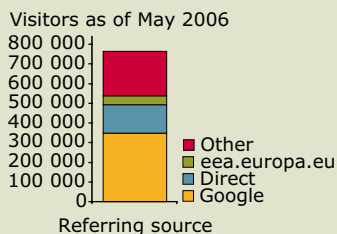
**Throughput time of payments**



## Client perspective

### Relevance

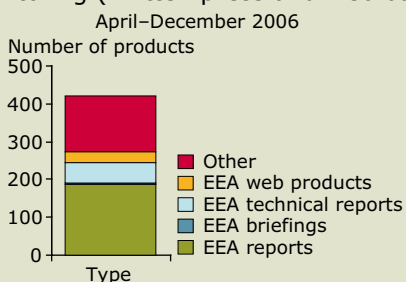
Visitors on EEA website



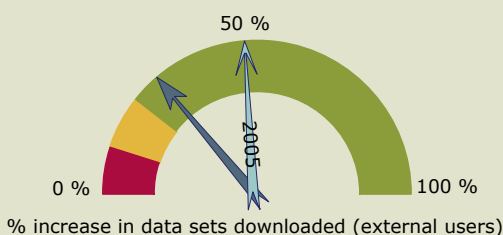
Subscriptions to EEA reports notification service



Media monitoring (written press and web based)



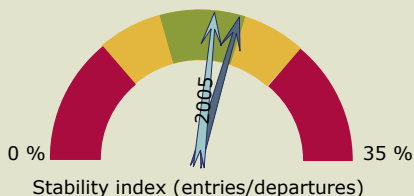
Data set/indicator use



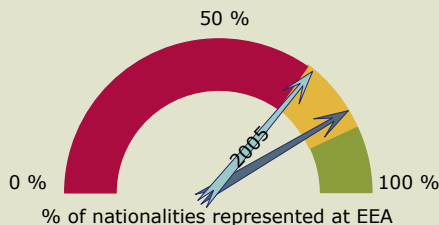
## Learning and growth perspective

### Work force

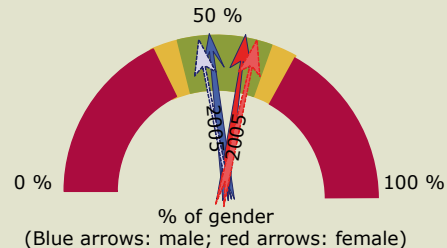
Turn-over rate (stability index)



Diversity (country representation)

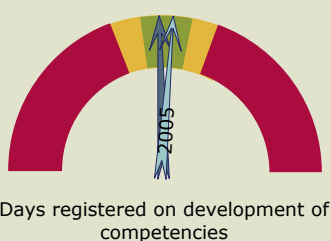


Diversity (by gender)




### Capability

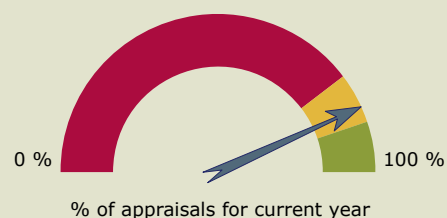
Competency development



Career development plans

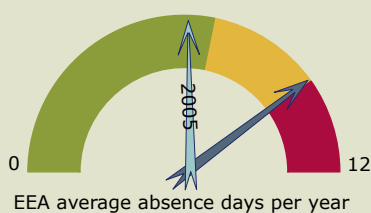


Appraisals

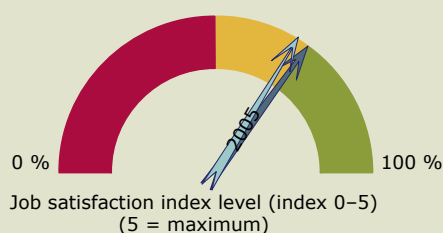


### Motivation

Absence



Job satisfaction survey



# Annex I List of acronyms and abbreviations

AirBase	European Air quality dataBase
AMP	Annual Management Plan
BAFTA	British Academy of Film and Television Arts
BAT	Best Available Techniques
CARDS	Programme of Community Assistance for Reconstruction, Development and Stabilisation
CBD	Convention on Biological Diversity
CDDA	Common Database on Designated Areas
CH <sub>4</sub>	Methane
CIFAS	Cross-compliance Indicators in the context of the Farm Advisory System
CIRCA	Communication and Information Resource Centre Administrator
CLC 2000	Corine land cover 2000
CO <sub>2</sub>	Carbon dioxide
Corinair	Programme to establish an inventory of emissions of air pollutants in Europe.
Corine	Coordination of information on the environment.
DD	Data dictionary
DestiNet Portal	Sustainable Tourism Information Portal
DG Environment	The European Commission's Directorate-General for Environment
DG RELEX	The European Commission's Directorate-General for External Relations
DG Research	The European Commission's Directorate-General for Research
DG Sanco	The European Commission's Directorate-General for Health and Consumer Protection
EC	European Community
EEA	European Environment Agency
EECCA	Eastern Europe, Caucasus and Central Asia
EESC	European Economic and Social Committee
Eionet	European environment information and observation network
ELV	End-of-life vehicle
EMAS	Eco-Management and Auditing Scheme.
EMEP	Cooperative programme for monitoring and evaluation of the long-range transmission of air pollutants in Europe.
EMMA	European Marine Monitoring and Assessment
EPA	Environmental Protection Agency
EPA Network	Network of Heads of European Environmental Protection Agencies
Epaedia	Environmental encyclopaedia developed by EEA
EPER	European Pollutant Emission Register
ESA	European Space Agency
ESTAT	Statistical Office of the European Communities
ETAP	Environmental Technologies Action Plan
ETC	European topic centre
ETC/ACC	European Topic Centre on Air and Climate Change
ETC/BD	European Topic Centre on Biological Diversity
ETS	EU Emission Trading Scheme
EU	European Union
EU-15	The fifteen Member States of the European Union prior to 1 May 2004, i.e. Austria, Belgium, Denmark, Finland, France, Germany, Greece, Ireland, Italy, Luxembourg, Netherlands, Portugal, Spain, Sweden, United Kingdom
EU-25	The twenty-five Member States of the European Union prior to 1 January 2007, i.e. EU-15 + Cyprus, Czech Republic, Estonia, Hungary, Latvia, Lithuania, Malta, Poland, Slovakia, Slovenia
EURECA	European Ecosystem Assessment
FP7	Seventh Research Framework Programme
GDEMs	Generic data exchange modules
GEO-4	4th Global Environment Outlook report
GEOSS	Global Earth Observation System of Systems
GHG	Greenhouse gas

GMES	Global Monitoring for Environment and Security
Horizon 2020	Initiative by the European Commission that aims to tackle the top sources of Mediterranean pollution by the year 2020
ICES	International Council for the Exploration of the Sea
ICZM	Integrated Coastal Zone Management
INFO/RAC	Mediterranean Action Plan's Regional Activity Centre for Information
INSPIRE	EC directive for developing an infrastructure for spatial information in Europe
IPP	Integrated Product Policy
IPPC	Integrated pollution prevention and control
IRENA	Indicator reporting on the integration of environmental concerns into agriculture policy
IVCA	International Visual Communication Association
JRC	Joint Research Centre of the European Commission
LARA	Land Access and Recreation Association
LRTAP	EC Long-range Transboundary Air Pollution Convention
MA	Millennium Ecosystem Assessment
MAP	Mediterranean Action Plan
MBIs	Market Based Instruments
MEDPOL	Mediterranean Pollution Monitoring and Research Programme
MEDSTAT	Euro-Mediterranean Statistical Co-operation
MEP	Member of the European Parliament
NAMEA	National Accounts Matrix including Environmental Accounts
NGO	Non-Governmental Organisation
NFP	National focal point
NRC	National reference centre
OECD	Organisation for Economic Cooperation
Ozone web	Near-real time ground-level ozone concentrations across Europe
PRELUDE	PRospective Environmental analysis of Land Use Development in Europe
Ramsar Convention	Convention on Wetlands, signed in Ramsar, Iran
Reportnet	System of integrated IT tools and business processes creating a shared information infrastructure optimised to support European environmental reporting
SCORE	Sustainable Consumption Research Exchange
SCP	Sustainable Consumption and Production
SDI	EEA Spatial Data Infrastructure
SEBI2010	Streamlining European Biodiversity Indicators 2010
SEIS	Shared Environmental Information System for Europe
SERI	Sustainable Europe Research Institute
SMAP	Short and Medium-term Priority Environmental Action Programme (for the Mediterranean)
SMAP RMSU	SMAP Regional Management and Support Unit
TACIS	Tacis Programme provides grant-financed technical assistance to 12 countries in Eastern Europe and Central Asia (Armenia, Azerbaijan, Belarus, Georgia, Kazakhstan, Kyrgyzstan, Moldova, Russia, Tajikistan, Turkmenistan, Ukraine and Uzbekistan)
TERM	Transport and environment reporting mechanism
UNCEEA	UN Committee of Experts on Environmental - Economic Accounting
UNDESA	United Nations Department of Economic and Social Affairs
UNECE	United Nations Economic Commission for Europe
UNEP	United Nations Environment Programme
UNFCCC	United Nations Framework Convention on Climate Change
UNWTO	United Nations World Tourism Organization
WHO	World Health Organization
WFD	Water Framework Directive
WISE	Water Information System for Europe
WWF	World Wildlife Fund for Nature





European Environment Agency

**Annual report 2006**

Luxembourg: Office for Official Publications of the European Communities

2007 — 60 pp. — 21 x 29.7 cm

ISBN 978-92-9167-929-4

ISSN 1561-2120

## **SALES AND SUBSCRIPTIONS**

Publications for sale produced by the Office for Official Publications of the European Communities are available from our sales agents throughout the world.

How do I set about obtaining a publication?

Once you have obtained the list of sales agents, contact the sales agent of your choice and place your order.

How do I obtain the list of sales agents?

- Go to the Publications Office website [www.publications.europa.eu](http://www.publications.europa.eu)
- Or apply for a paper copy by fax +352 2929 42758



European Environment Agency  
Kongens Nytorv 6  
1050 Copenhagen K  
Denmark

Tel.: +45 33 36 71 00  
Fax: +45 33 36 71 99

Web: [www.eea.europa.eu](http://www.eea.europa.eu)  
Enquiries: [www.eea.europa.eu/enquiries](http://www.eea.europa.eu/enquiries)

