


More from less — material resource efficiency in Europe

2015 overview of policies, instruments and targets in 32 countries



Norway 

May 2016



This country profile is based on information collected by the Eionet network in Norway. This document should not be seen as an official list of government priorities and is not necessarily an exhaustive list of all national material resource efficiency policies, objectives, targets or activities in place. The information is current as of December 2015.

This country profile was prepared as part of the 2015 EEA review of material resource efficiency policies, that aimed to collect, analyse and disseminate information about the development and implementation of material resource efficiency policies in EEA member and cooperating countries. The work resulted in the following outcomes:



32 short country profiles (this document) – self assessments prepared by countries, describing the current status of material resource efficiency policies including key strategies and action plans, policy objectives, instruments, targets and indicators, and the institutional setup. Countries were also invited to share reflections on the future direction of resource efficiency policies.

EEA report *More From Less – material resource efficiency in Europe* – prepared by the EEA and ETC/WMGE, the report analyses trends, similarities and differences in policy responses, showcases selected policy initiatives from the countries, and offers some considerations for the development of future policies.

The EEA report *More from less – material resource efficiency in Europe* and the 32 country profiles are available at: <http://www.eea.europa.eu/resource-efficiency>



For information about trends and policies on municipal waste management in the participating countries, please visit: <http://www.eea.europa.eu/publications/managing-municipal-solid-waste>

Information about EU Member States' waste prevention programmes can be found at: <http://www.eea.europa.eu/publications/waste-prevention-in-europe-2015>

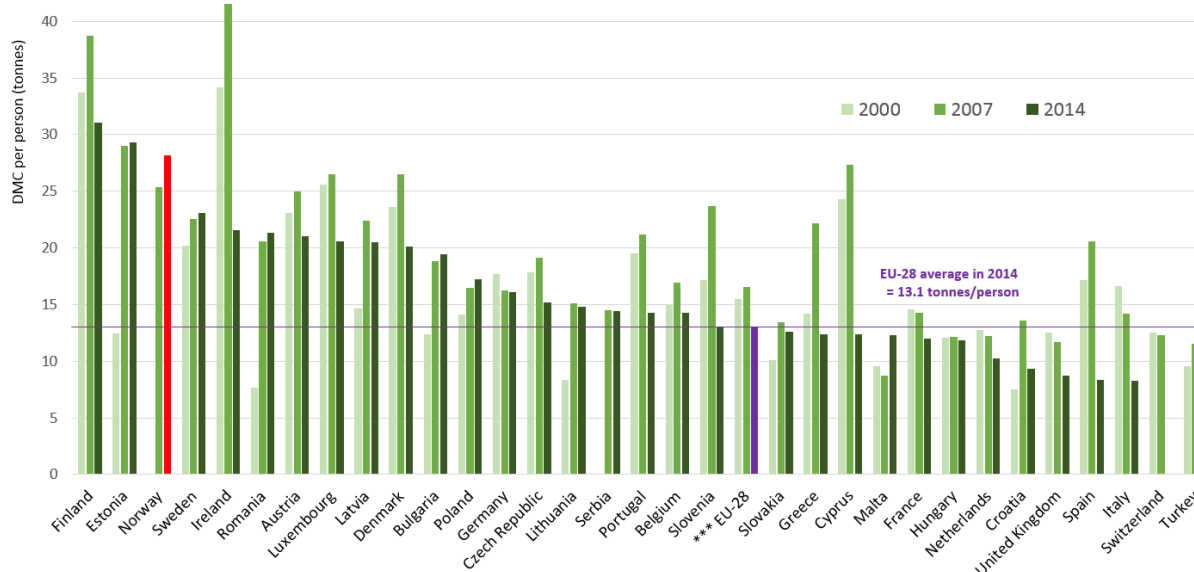
For information on climate- and energy-related policies, including those on energy efficiency, in the participating countries, please visit: <http://www.eea.europa.eu/themes/climate/ghg-country-profiles>

Norway, facts and figures

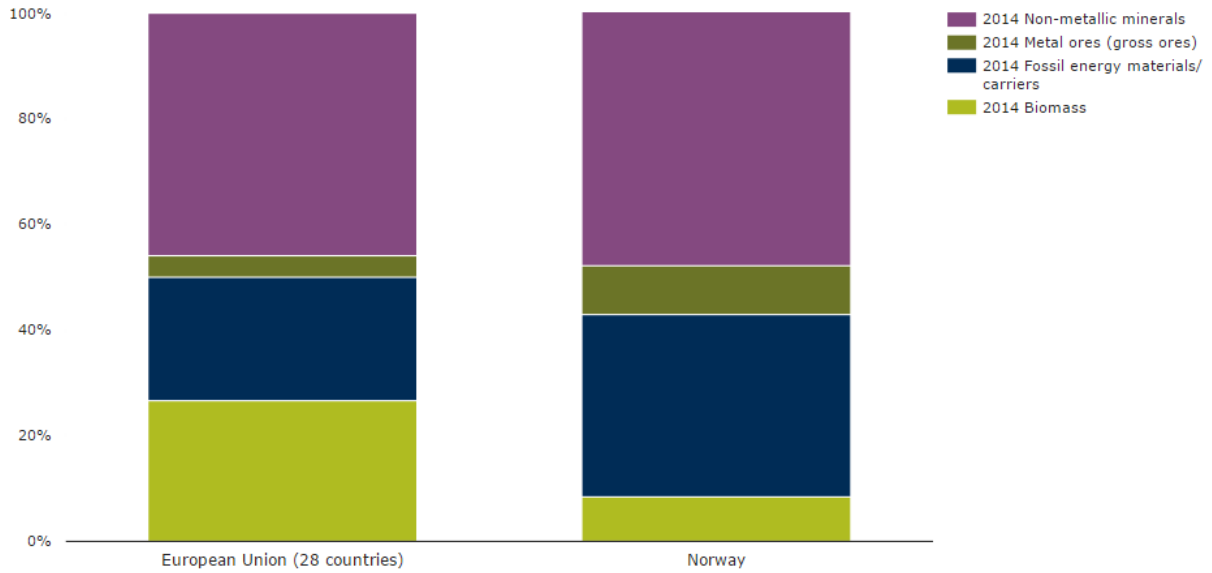
Source: Eurostat

	<p>GDP: EUR 378 billion (equivalent to 2.7 % of EU-28 total in 2014)</p>
	<p>Per person GDP: EUR 48,900 (in purchasing power standard) (178 % of EU-28 average per person in 2014)</p>
	<p>Use of materials: 145 million tonnes DMC (equivalent to 2.2 % of EU-28 total in 2014) 28.2 tonnes DMC/person (215 % of EU-28 average per person in 2014) Resource productivity 2.39 EUR/kg (121 % of EU-28 average in 2014)</p>
	<p>Structure of the economy: agriculture: 1.7 % industry: 38.2 % services: 60.1 % (2014 est.)</p>
	<p>Surface area: 323,800 square kilometres (equivalent to 7.3 % of EU-28 total)</p>
	<p>Population: 5.1 million (equivalent to 1.0 % of EU-28 total)</p>

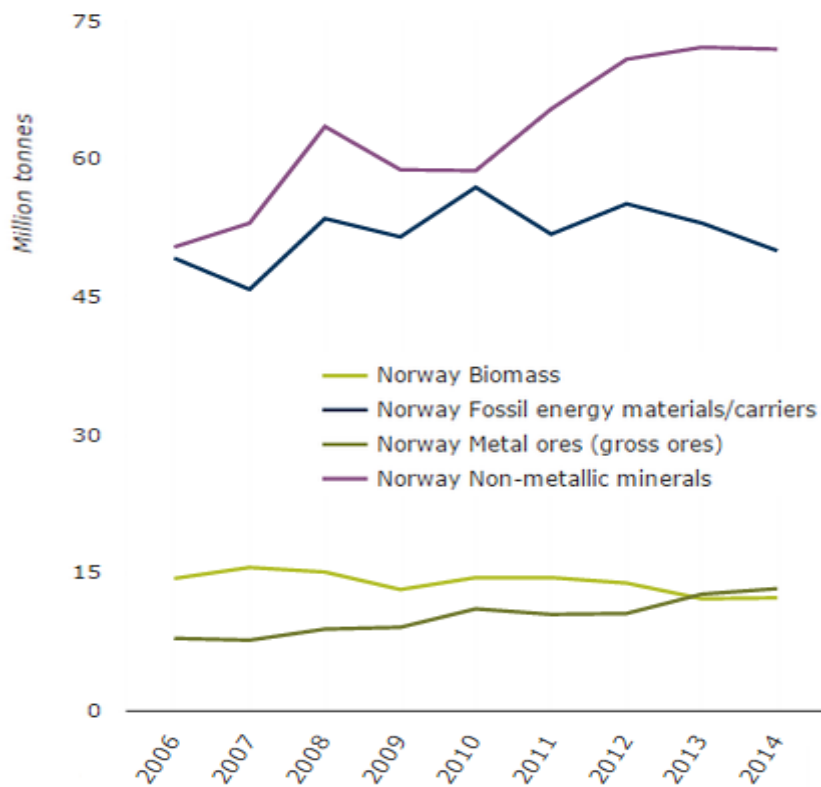
Use of materials (DMC) per person, participating countries and EU-28
(2000, 2007 and 2014)



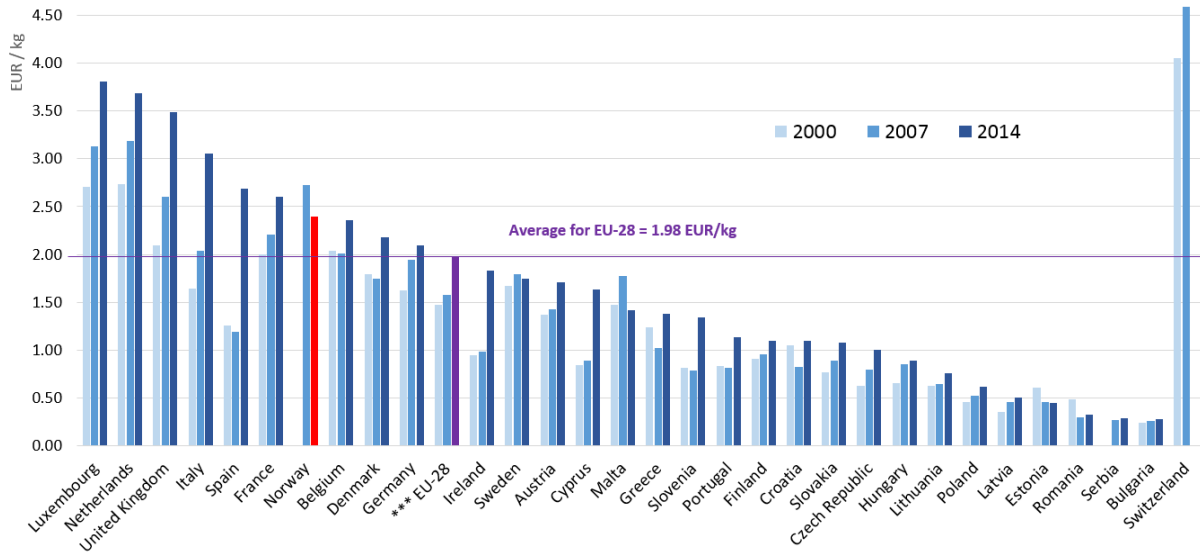
Domestic material consumption by category, EU-28 average and Norway (2014)



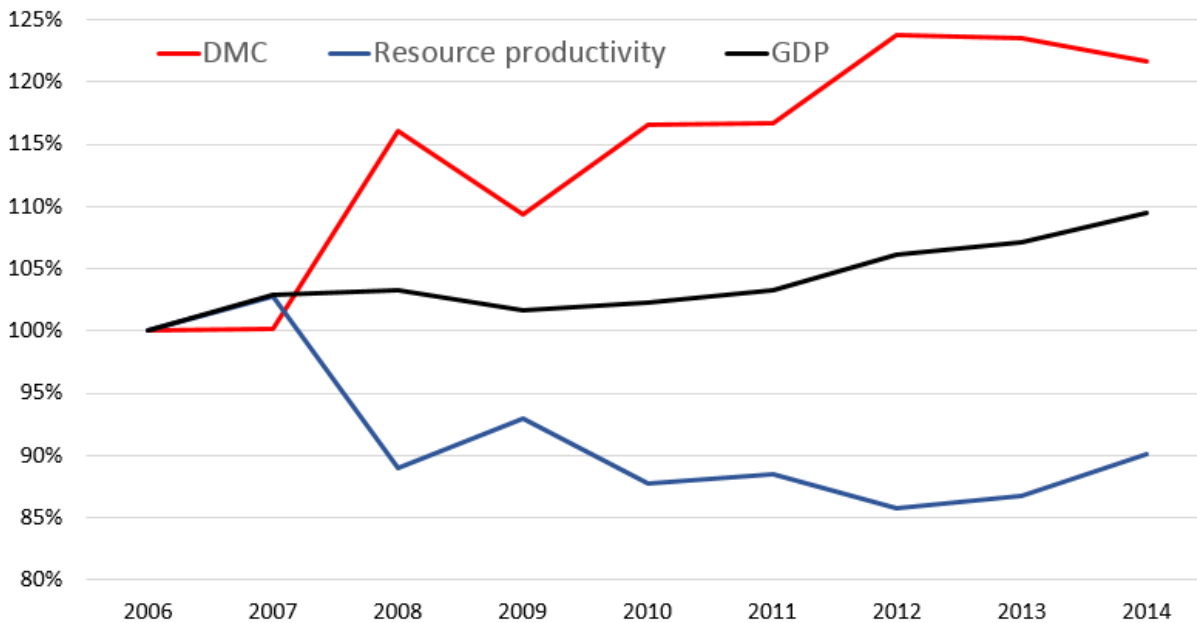
Trends in material consumption, Norway by category (2006–2014)



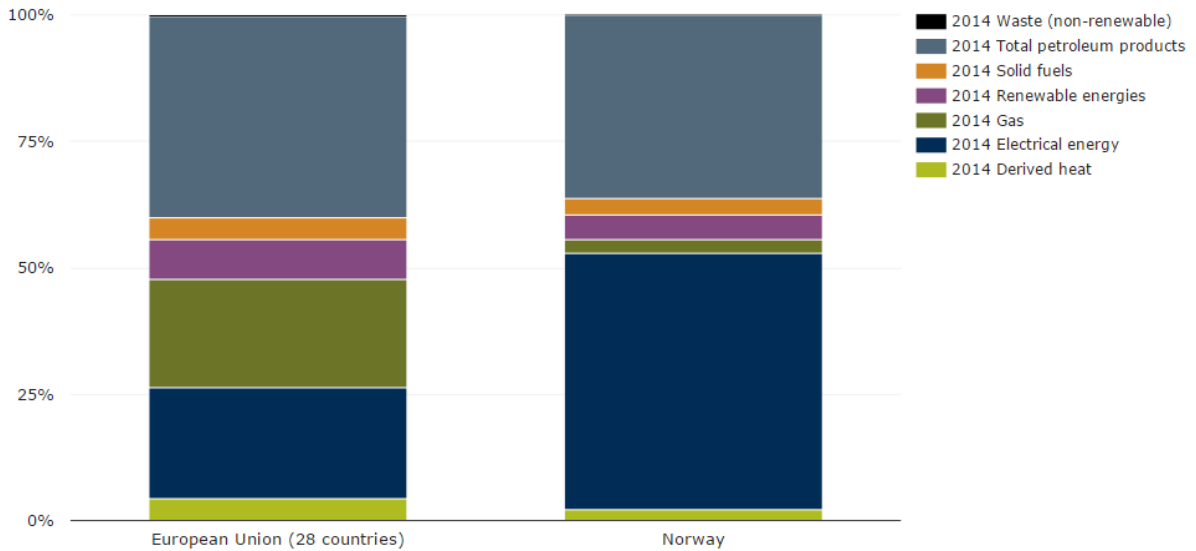
**Resource productivity (GDP/DMC), participating countries and EU-28
 (2000, 2007 and 2014)**



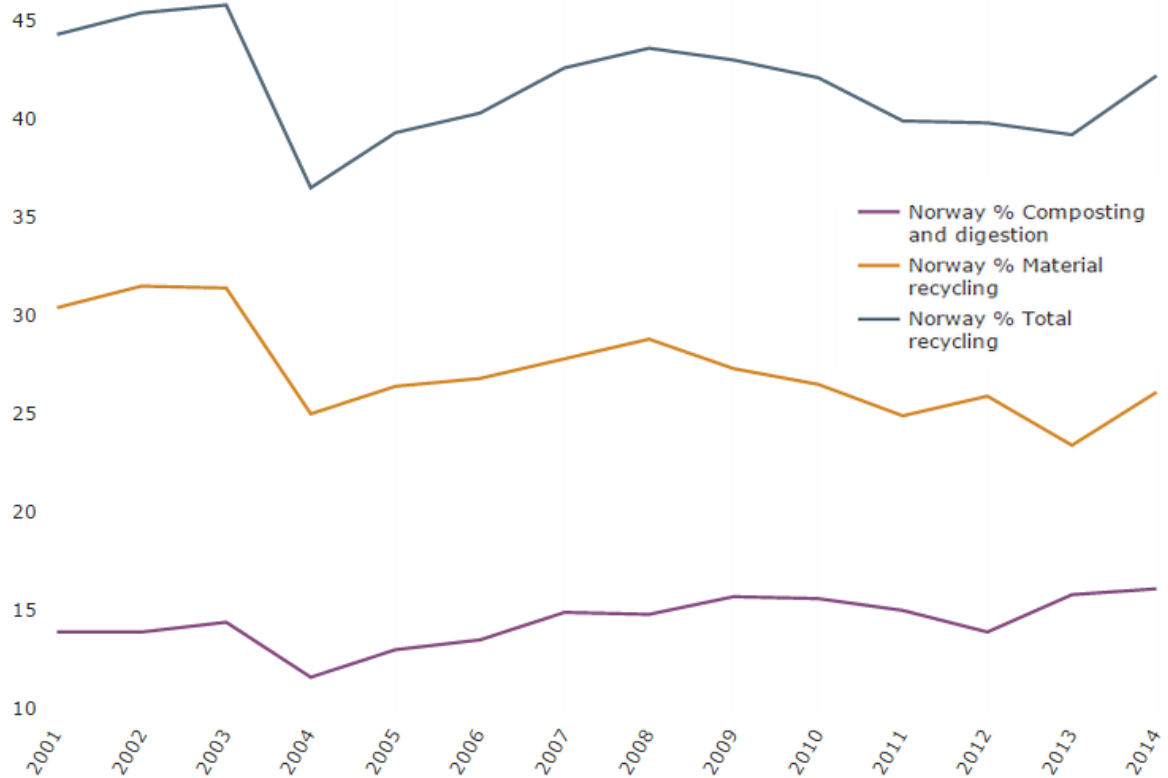
GDP, DMC and resource productivity trends, Norway (2006–2014)



Share of final energy consumption by fuel type, EU-28 and Norway (2014)



Recycling of municipal waste, Norway (2001–2014)



Introduction

Norway does not have a dedicated material resource efficiency strategy or action plan.

Scope of material resource efficiency

Neither the term material resource efficiency nor its scope are defined, given the absence of a dedicated national resource efficiency strategy.

Driving forces of material resource efficiency

The major concerns that drive resource efficiency policies are found in the environmental area. One of the most central concerns within this topic is the fact that the total amount of waste in Norway has increased by more than 50 % since 1995. This is addressed and explained in the waste strategy and the biogas strategy.

However, employment and competitiveness are also important factors. The present government aims to strengthen Norway's green competitiveness, and has appointed an expert committee – with members Connie Hedegaard and Idar Kreutzer – which is to suggest a strategy.

<http://www.gronkonkurranskraft.no/>

The expert committee will deliver their report by October 2016.

Priority material resources, sectors and consumption categories

Priority materials

In Norway's national waste management strategy, reducing the amount of edible food waste is identified as a priority task. The reasons for choosing this waste stream are linked to the negative environmental effects of the production, transportation and storage of food and from the waste treatment of discarded food. In addition, by reducing edible food waste, global food resources are conserved. A broad cooperation between the government and relevant industries in the food supply chain has been initiated in order to investigate and propose targets for edible food waste reduction.

The waste strategy also identifies plastic waste as an important waste stream. By increasing the amount of plastic waste recycled, reducing the amount sent to landfill, and implementing energy recovery, large environmental benefits can be obtained. In addition, the fossil resources from which virgin plastics are produced are conserved. A study performed by the Norwegian Environment Agency was recently initiated in order to propose measures to achieve this.

The oil and gas industry is Norway's largest industry, and the overall principle from the start of this industry has been that oil and gas resources be managed for the benefit of Norwegian society as a whole. The strategy for long-term management and productivity of oil and gas resources are presented in the white paper *En næring for framtida – om petroleumsvirksomheten*.

<https://www.regjeringen.no/no/dokumenter/meld-st-28-2010-2011/id649699/?ch=1&q>

Priority industries and economic sectors

Reducing the amount of edible food waste has been identified as a priority task in the national waste management strategy, and relevant industries in the food supply chain in Norway are taking part in the work. This involves food producers, distributors and retailers.

Priority consumption categories

Reducing the amount of edible food waste has been identified as a priority task in the national waste management strategy. Food as a consumer category is in other words a very important element in Norway's efforts.

Policy framework

National strategies or action plans for material resource efficiency

In 2013, Norway launched a national waste management strategy, From Waste to Resource. The strategy addresses important measurements and initiatives in the national environmental politics concerning waste.

https://www.regjeringen.no/contentassets/27128ced39e74b0ba1213a09522de084/t-1531_web.pdf

Norway has also developed a national biogas strategy (Nasjonal tverrsektoriell biogasstrategi) covering all relevant sectors, including agriculture, waste, transport, energy and public services. This strategy was launched in 2014 and aims to increase the use of biogas and biofertiliser, thereby reducing environmental impact and conserving energy resources as well as fertiliser nutrients.

<https://www.regjeringen.no/contentassets/255fa489d18d46feb3f8237bc5c096f0/t-1545.pdf>

In addition, and as a consequence of the EU Renewable Energy Directive, Norway intends renewable energy to play a key role for national energy supplies in the future.

<https://www.regjeringen.no/no/aktuelt/mal-om-norsk-fornybarandel-pa-675-prosen/id651715/>

In 2013, the government launched a mineral strategy with the objective of creating a sustainable, profitable and growing mineral industry in Norway. It focuses on four main strategic goals, including issues concerning value-addition, good environmental practice, forward-looking solutions and predictable and effective authority regulations. The strategy covers the processing of industrial and metallic minerals, but not metal ores and coal.

https://www.regjeringen.no/contentassets/0f2cab4b8b0a4040af8276770649500f/mineralstategi_20130313.pdf?id=2103055

Resource efficiency and material use are not explicitly addressed in Norway's sustainable development strategy (which has not been revised or updated by the present government). The strategy covers only the top three priorities: greenhouse gas and other emissions to air; biodiversity; and hazardous chemicals and materials. As it does not include all environmental policy issues or targets, the strategy does not address the decoupling of resource use. However, the decoupling of waste is tackled as an environmental policy issue.

The circular economy and closing material loops

Norway welcomes the European Commission's December 2015 Circular Economy Package. We have no policy yet for circular economy, but will consider its proposals.

Norway has an ambitious chemicals policy and works together with like-minded countries in the EU to further develop the EU Chemicals Policy. This is also important for the circular economy. Norway welcomes a broad approach to identifying efficient measures that can promote sustainable production and consumption and non-toxic material cycles, and that stimulates innovation and business opportunities.

General policy objectives for material resource efficiency

Norway has adopted a national objective concerning waste and resource efficiency, which states that: *'The growth in the quantity of waste generated shall be considerably lower than the rate of economic growth, and the resources in waste shall be used as fully as possible through recycling and energy recovery'*.

In addition to national measures on total amounts of waste and recycling rates, the National Waste Strategy addresses the importance of focusing on increased material recovery, especially for food waste and food loss, in the coming years. This will ensure more efficient use of materials, feeding energy and raw materials into the country's economy. This is a cycle-based waste management system that relates to the EU philosophy of a circular economy.

A major concern is also the management of hazardous waste, and several producer responsibility schemes have been established to ensure safe collection and treatment of specific hazardous waste streams.

The framework for environmental policy in Norway is set in the document [Government Budget](#), which describes the main environmental goals and the yearly priorities.

<https://www.regjeringen.no/en/topics/the-economy/the-national-budget/id1437/>

The environmental policy is divided into six different policy areas: biodiversity; cultural heritage; outdoor recreation; pollution; climate change; and the polar regions. Each of the policy areas contains national targets reflecting the national goals and state of the environment in Norway.

www.environment.no

Institutional set-up and stakeholder involvement

Institutional set-up for material resource efficiency policies

The Norwegian Ministry of Climate and Environment and the Norwegian Environment Agency are responsible for resource-efficiency policy and management related to material resources (waste policy and management). The Ministry of Trade, Industry and Fisheries is responsible for mineral resources, and the Ministry of Petroleum and Energy is responsible for petroleum and energy issues.

Process to ensure stakeholder participation

The Norwegian Environment Agency organises stakeholder forums intended for discussion of environmental issues. The Waste Management Forum includes waste management companies, non-governmental organisations and regional and national authorities. The Norwegian Environment Agency also arranges stakeholder meetings in collaboration with the Federation of Norwegian Industries to discuss environmental issues of particular interest for a variety of industrial companies.

Public consultations are an integral part of the process when policies and regulations are being developed or revised, and take place through the Norwegian Environment Agency website.

<http://www.miljodirektoratet.no/no/Horinger/>

Suggestions for international support mechanisms to exchange experience

Norway participates in Nordic cooperation under the Nordic Council of Ministers. As part of this, the Nordic Waste Group offers a useful arena for exchange of ideas and development of new waste management initiatives. A number of interesting projects have been carried out during recent years, mainly concerning recycling of waste in the Nordic region, which has greatly increased and inspired resource efficiency policies in Norway.

<http://www.norden.org/en/nordic-council-of-ministers/council-of-ministers/the-nordic-council-of-ministers-for-the-environment-mr-m/institutes-co-operative-bodies-and-working-groups/working-groups/nordic-waste-group-nwg>

Policy instruments

Policy instruments commonly used for material resource efficiency

Norway has a long tradition of using national policy targets combined with regulations, economic incentives, information and extended producer responsibility (EPR) schemes. Agreements between the branch/trade and the government on producer responsibility have promoted efficient waste management and product optimisation for packaging, waste electrical and electronic equipment (WEEE) and PCB-containing glazing units, and taxes/fees have encouraged recycling and established a market for waste.

At the regional level, counties are free to set their own targets and develop local/regional plans. This has been important for optimal and adapted resource efficiency in Norway.

Examples of good practice

In 2009 a **ban on disposing of bio-degradable waste in landfill** was introduced in Norway. This has led to a dramatic increase in the amount of waste being recovered, reaching 81 % of all non-hazardous waste in 2013. Out of this, 45 % was recycled and 36 % was used for energy recovery. Only 14 % went to landfill. The landfill ban was mainly introduced in order to reduce greenhouse gas emissions from landfill sites but also to improve the resource efficiency of waste management.

Branch agreements on EPR regarding packaging waste have been successful for almost 20 years. The material companies in Norway have established take-back systems and reported increased collection and recycling/recovery of such waste throughout the years. However, in accordance with EU regulations, Norway will implement new regulations on EPR for packaging waste in the near future.

Targets and indicators

Targets for material resource efficiency

Norway has implemented several EU directives with material-specific targets. Apart from these regulations, and until 2015, Norway's central national targets have stated that:

1. the growth in the total quantity of waste shall be considerably lower than the growth in the economy;
2. that the recycling rate (including energy recovery) shall be at least 80 %;
3. that hazardous waste shall be handled responsibly, and that the amount of hazardous waste shall be reduced by 2020 compared to 2005.

These targets were recently reviewed. Today, Norway's national target is that growth in the quantity of waste generated will be considerably lower than the rate of economic growth, and the resources in waste will be used as fully as possible through recycling and energy recovery. This is measurable by using two indicators: growth in generation relative to economic growth expressed as change in gross domestic product (GDP) and proportion of non-hazardous waste recovered, based on figures for the total quantity of waste for which information on treatment and disposal is available.

In addition, some volunteer branch agreements define material-specific targets, such as 30 % recycling of plastic packaging and 60 % recycling of metal packaging.

Norway has furthermore stated that at least 67.5 % of Norway's energy consumption shall be based on renewable sources by 2020.

More background information about this target is available at:

https://ec.europa.eu/energy/sites/ener/files/documents/dir_2009_0028_action_plan_norway_nreap.pdf
and <https://www.regjeringen.no/en/aktuelt/target-of-675-percent-for-norways-renewa/id651715/>

Indicators to monitor use of materials and resource efficiency

Growth in waste generation relative to economic growth (expressed as change in GDP).

Proportion of non-hazardous waste recovered, based on figures for the total quantity of waste for which information on treatment and disposal is available.

In addition, there are a few relevant indicators on sustainable development, such as available productive land, energy intensity and open lowlands.