

# European Environment Agency Programming Document 2017–2019

Expanding the knowledge base for policy implementation and long-term transitions

Adopted by the EEA Management Board on 7 December 2016

European Environment Agency



## CONTENTS

|  |           |
|--|-----------|
| <b>Foreword</b> .....  | <b>3</b>  |
| <b>List of Acronyms</b> .....  | <b>4</b>  |
| <b>Section I General context</b> .....   | <b>7</b>  |
| <b>Section II Multiannual programming 2017–2019</b> .....                            | <b>10</b> |
| II.1. Multiannual objectives .....   | 10        |
| II.2. Multiannual programme .....  | 11        |
| II.2.1 Structure – the four strategic areas .....                                    | 11        |
| II.2.2 Across the strategic areas.....   | 12        |
| II.2.3 The strategic areas in depth .....  | 14        |
| II.3. Human and financial resource outlook for 2017–2019.....                        | 21        |
| II.3.1 Overview of the past and current situation .....                              | 21        |
| II.3.2 Resource programming for 2017–2019.....                                       | 23        |
| <b>Section III Annual Work Programme 2017</b> .....                                  | <b>30</b> |
| III.1. Executive summary.....  | 30        |
| III.1.1 Key activities .....   | 30        |
| III.1.2 Key outputs – production plan .....  | 31        |
| III.2. Activities .....  | 32        |
| III.2.1 Strategic Area 1: Informing policy implementation (Operational).....         | 32        |
| III.2.2 Strategic Area 2: Assessing systemic challenges (Operational).....           | 69        |
| III.2.3 Strategic Area 3: Knowledge co-creation, sharing and use (Operational) ..... | 77        |
| III.2.4 Strategic Area 4: EEA management (Horizontal).....                           | 92        |
| <b>Annexes</b> .....   | <b>96</b> |
| Annex I: Resource allocation per activity .....                                      | 97        |
| Annex II: Human and financial resources .....  | 98        |
| Annex III: Staff population.....   | 102       |
| Annex IV: Staff policy.....  | 105       |
| Annex V: Buildings .....   | 114       |
| Annex VI: Privileges and immunities .....  | 115       |
| Annex VII: Evaluations .....   | 116       |
| Annex VIII: Risks year 2017.....   | 117       |
| Annex IX: Procurement plan 2017.....   | 119       |
| Annex X: Organisation chart 2017.....  | 127       |
| Annex XI: Financing Decision for European Topic Centres 2017.....                    | 128       |

## FOREWORD

The Regulation setting up the European Environment Agency and the European Environment Information and Observation Network (Eionet)<sup>1</sup> came into force in 1993, with the aim of providing the Community and the Member States, and in particular the European Commission, with the objective information necessary for framing, implementing and evaluating sound and effective environmental policies and for keeping the public properly informed on the state of the environment.

In order to achieve these goals, the EEA undertakes a comprehensive range of integrated environmental and thematic assessments to support environmental policy in Europe. These include five-yearly state and outlook of the environment reports, thematic and sectoral assessments, analyses of the effectiveness of policy measures, forward studies and the impacts of globalisation on Europe's environment and resources. The EEA is an important source and custodian of environment-related data and indicators and a key provider of environmental knowledge and information services.

The EEA works closely together with EU institutions, especially the European Commission (DG Environment, and DG Climate Action in particular; with other DG relevant for the MAWP), and in partnerships with government departments and agencies, international conventions and UN bodies, the scientific community, private sector and civil society.

Cooperation with government bodies and research institutions in Eionet plays a key role, representing two decades of investing in the creation and sharing of environmental information across Europe. Continued investment in Eionet, including the European Topic Centres, and with the EEA/Eionet cooperation model at its core, remains a centre point for this multiannual work programme.

The latest five-year evaluation of the EEA in 2013 confirmed that the EEA and Eionet are well established and well-functioning structures, delivering comprehensive and reliable outputs. The EEA is following up the recommendations of the evaluation to ensure it continues to be the most effective and efficient solution to providing credible information on the state of the European environment, in line with its mission.

### ***EEA mission statement***

*The EEA aims to support sustainable development and to help achieve significant and measurable improvement in Europe's environment through the provision of timely, targeted, relevant and reliable information to policy-making agents and the public*

---

<sup>1</sup>Regulation (EC) No401/2009 of the European Parliament and of the Council of 23 April 2009 on the European Environment Agency and the European Environment Information and Observation Network (codified version).

## LIST OF ACRONYMS

|                 |  |
|-----------------|--|
| AEI             | Agri-Environmental Indicators  |
| AWP             | EEA Annual Work Programme  |
| BISE            | Biodiversity Information System for Europe   |
| CAP             | Common Agricultural Policy   |
| CBD             | Convention on Biological Diversity   |
| CDDA            | Nationally designated areas  |
| CE              | Circular Economy   |
| CEIP            | Centre on Emission Inventories and Projections (EMEP)  |
| CIS             | Common Implementation Strategy for the Water Framework Directive                                 |
| CLC             | Corine Land Cover  |
| Climate-ADAPT   | The European Climate Adaptation platform   |
| CO <sub>2</sub> | Carbon dioxide   |
| COGI            | European Commission inter-service group On Geographic Information                                |
| Copernicus      | European Programme for the Establishment of a European Capacity for Earth Observation            |
| CSI             | Core Set of Indicators   |
| DG AGRI         | European Commission Directorate-General for Agriculture and Rural Development                    |
| DG CLIMA        | European Commission Directorate-General for Climate Action                                       |
| DG COMM         | European Commission Directorate-General of Communication   |
| DG DEVCO        | European Commission Directorate-General for Development and Cooperation – EuropeAid              |
| DG ECHO         | European Commission Directorate General for Humanitarian Aid and Civil Protection                |
| DG ENER         | European Commission Directorate-General for Energy   |
| DG GROW         | European Commission Directorate-General for Internal Market, Industry, Entrepreneurship and SMEs |
| DG ENV          | European Commission Directorate-General for Environment  |
| DG JRC          | European Commission Joint Research Centre  |
| DG MARE         | European Commission Directorate-General for Maritime Affairs and Fisheries                       |
| DG MOVE         | European Commission Directorate-General for Mobility and Transport                               |
| DG REGIO        | European Commission Directorate-General for Regional and Urban Policy                            |
| DG RTD          | European Commission Directorate-General for Research and Innovation                              |
| DG SANTE        | European Commission Directorate-General for Health and Consumers                                 |
| DPSIR           | Driving forces – Pressures – State – Impacts – Responses   |
| EAP             | Environment Action Programme   |
| EC              | European Commission  |
| ECCA            | European Climate Change Adaptation   |
| ECDC            | European Centre for Disease Prevention and Control   |
| ECHA            | European Chemicals Agency  |
| EEA             | European Environment Agency  |
| EFSA            | European Food Safety Authority   |
| Eionet          | European Environment Information and Observation Network   |
| EMAS            | Environmental management system  |
| EMEP            | European Monitoring and Evaluation Programme   |
| ENP             | European Neighbourhood Policy  |
| ENPI            | European Neighbourhood Partnership Instrument  |
| EP              | European Parliament Committee  |
| EP-ENVI         | European Parliament Committee for Environment, Public Health and Food Safety                     |

## EEA Programming Document 2017–2019

|                 |  |
|-----------------|--|
| EPA             | Environmental Protection Agency  |
| E-PRTR          | European Pollutants Release and Transfer Register                              |
| ETS             | Emissions Trading Scheme   |
| ETC             | European Topic Centre  |
| ETC/ACM         | ETC on Air Pollution and Climate Change Mitigation                             |
| ETC/BD          | ETC on Biological Diversity  |
| ETC/CCA         | ETC on Climate Change Impacts, Vulnerability and Adaptation                    |
| ETC/ICM         | ETC on Inland, Coastal and Marine Waters                                       |
| ETC/ULS         | ETC on Urban, Land and Soil Systems  |
| ETC/WMGGE       | ETC on Waste and Materials in a Green Economy                                  |
| EU              | European Union   |
| EUNIS           | European Nature Information System   |
| Eurostat/ESTAT  | Statistical Office of the European Communities                                 |
| FLIS            | Forward-Looking Information and Services                                       |
| FOEN            | The Federal Office for the Environment, Switzerland                            |
| GBIF            | The Global Biodiversity Information Facility                                   |
| GEO-6           | Global Environment Outlook 6 (UNEP)  |
| GEO             | Group on Earth Observations  |
| GEOSS           | Global Earth Observation System of Systems                                     |
| GHG             | Greenhouse Gas   |
| GIO             | GMES/Copernicus Initial Operations   |
| GMES            | Global Monitoring for Environment and Security                                 |
| Horizon 2020    | International initiative to tackle pollution in the Mediterranean by 2020      |
| IIASA           | The International Institute for Applied Systems Analysis                       |
| ICES            | The International Council for the Exploration of the Sea                       |
| ICLEI           | Association of Local Governments for Sustainability                            |
| IEEG            | Industrial Emissions Expert Group  |
| Inspire         | Infrastructure for Spatial Information in the European Community               |
| IPBES           | International Science-Policy Platform on Biodiversity and Ecosystem Services   |
| IPCC            | Intergovernmental Panel on Climate Change                                      |
| IPChem          | Information Platform for Chemicals Monitoring (formerly Chemicals Data Centre) |
| ISDR            | International Strategy for Disaster Reduction                                  |
| IUCN            | International Union for Conservation of Nature                                 |
| LRTAP           | Long-range Transboundary Air Pollution   |
| MAES            | Mapping and Assessment of Ecosystems and their Services in Europe              |
| MAWP            | EEA Multiannual Work Programme (2014–2020)                                     |
| MDG             | Millennium Development Goals   |
| MS              | Member States  |
| MSFD            | Marine Strategy Framework Directive  |
| MSY             | Maximum Sustainable Yield (fisheries management)                               |
| Natura 2000     | Nature Convention Programme  |
| NEC             | National Emission Ceilings   |
| NFP             | National Focal Point   |
| NGO             | Non-governmental organisation  |
| NO <sub>x</sub> | Nitrogen oxides  |
| NRC             | National Reference Centre  |
| ODS             | Ozone Depleting Substances   |
| OECD            | Organisation for Economic Cooperation and Development                          |
| OSCE            | Organization for Security and Co-operation in Europe                           |
| RBMPs           | River Basin Management Plans   |
| SCP             | Sustainable consumption and production   |

## EEA Programming Document 2017–2019

---

|                 |   |
|-----------------|---|
| SDI             | Spatial Data Infrastructure                               |
| SDGs            | Sustainable Development Goals                             |
| SEBI            | Streamlining European Biodiversity Indicators             |
| SEIS            | Shared Environmental Information System for Europe        |
| SENSE           | Shared European National State of the Environment         |
| SIIFs           | Structured Implementation and Information Frameworks      |
| SoE             | State of Environment                                      |
| SOER            | 'State and outlook of the environment' report             |
| SO <sub>2</sub> | Sulphur dioxide   |
| TERM            | Transport and Environment Reporting Mechanism             |
| UN              | United Nations  |
| UNECE           | United Nations Economic Commission for Europe             |
| UNEP            | United Nations Environment Programme                      |
| UNFCCC          | United Nations Framework Convention on Climate Change     |
| UWWTD           | Urban Waste Water Treatment Directive                     |
| UNWTO           | The United Nations World Tourism Organization             |
| WB              | West Balkan   |
| WBCSD           | World Business Council for Sustainable Development        |
| WCMC            | World Conservation Monitoring Centre (UNEP)               |
| WG DIKE         | Working Group on Data, Information and Knowledge Exchange |
| WISE            | Water Information System for Europe                       |
| WFD             | Water Framework Directive                                 |
| WHO             | World Health Organization                                 |

## SECTION I GENERAL CONTEXT

The EU is generally formulating its environmental and climate policies in a three step timeframe.

- Existing overarching EU policy frameworks such as the 7th EAP, Biodiversity Strategy, Climate and Energy Package, Climate Adaptation Strategy, Resource Efficiency Roadmap and Europe 2020, as well as specific thematic policies, fall generally within the 2020 timeframe;
- Emerging EU policy frameworks, such as the Circular Economy Package, the post-Paris Climate and Energy Package and the Energy Union, as well as the Sustainable Development Goals, focus on the 2030 perspective;
- In addition, the EU has formulated long term visions and targets, mostly with a 2050 societal transition perspective.

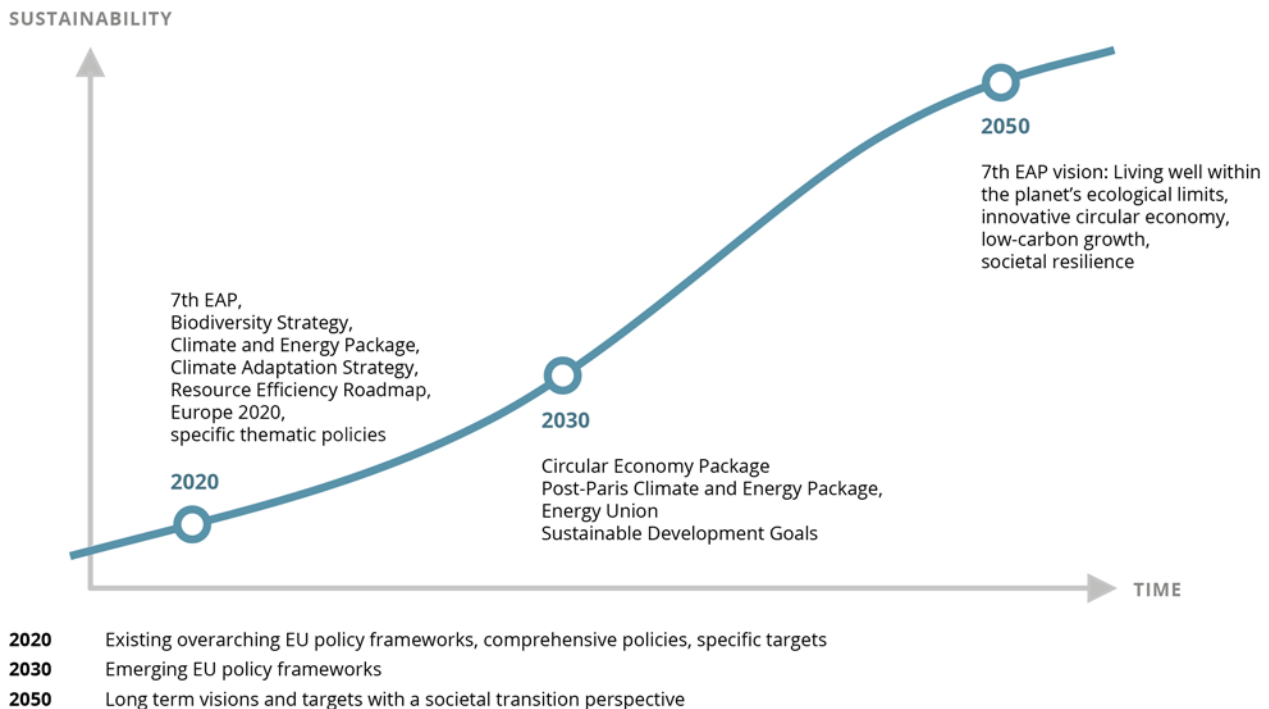
The EEA, through all of its activities and programmes, has the ambition to further contribute to the knowledge base on environmental and climate policies in light of the policies and ambitions of the EU, as they are formulated above. This means that excellence in data provision, indicator development and reporting on the comprehensive set of thematic policies remains the core of our activities. The EEA will also provide the necessary input on the environment and climate to follow up and report on the 2020/30 agenda(s) of the EU. In addition, and building on the work done in the field of systemic analysis, we have the ambition to contribute to the knowledge base needed in support of the EU's stated objectives regarding long term transition.

Environment and climate policies have evolved over the years in response to a deepening understanding of the issues. This understanding, as captured by the EEA State and Outlook Reports, recognises first of all that the environmental challenges we face today do not differ substantially from those of a decade or two ago. Thus, climate change, loss of biodiversity, unsustainable use of natural resources, and environmental pressures on health, prioritised by the 6<sup>th</sup> Environment Action Programme more than a decade ago, remain key issues of concern. While most environment and climate challenges remain, there is also an enhanced appreciation of the links between the different challenges, as well as the interplay with a wide range of global megatrends, all pointing towards increased complexity of problem definition, analysis, and response.

This growing understanding is set out in the Environment Action Programme to 2020 (7th EAP) entitled *'Living well, within the limits of our planet'*. This programme is based on a 2050 vision centred on ecological limits, a circular economy and society's resilience. To move towards this vision, the programme sets out nine priority objectives – i.e. three thematic objectives, four enabling objectives as well as urban and global objectives. This recognises achieving existing objectives and targets in a mid-term perspective to 2020/30 with policies outlined above. In addition, the 7th EAP promotes new ways of thinking and innovation in order to realise the 2050 vision beyond existing policy targets.

The overall aim is to step up the contribution of environment policy to the transition towards sustainability, with a resource-efficient, low-carbon economy in which natural capital is protected and enhanced, and the health and well-being of citizens is safeguarded. They are also the basis for EU involvement in global agendas such as Rio+20, the United Nations Framework Convention on Climate Change, the Montreal Protocol on Substances that Deplete the Ozone Layer and the Convention on Biological Diversity, as well as in wider European activities, which increasingly are framed in a 2050 perspective.

## Long-term transition/intermediate targets



### Societal transitions: from efficiency gains towards system change

A number of the fundamental sustainability challenges can until now be characterized as *persistent problems*. From an environmental perspective this refers to problems related to biodiversity, ecosystem resilience, climate change, desertification, etc. Characteristics of these persistent problems include a high degree of complexity and uncertainty, and an interdependent nature. Our understanding of the driving forces of problems of environmental sustainability has increased significantly and led to a solid knowledge of the *socio-technical systems* that on the one hand fulfil societal needs (e.g. mobility, housing, food, ...), yet on the other hand have fundamental environmental externalities.

Several decades of policy interventions have largely focussed on improving the environmental efficiency of these underlying socio-technical systems, thus leading to relative decoupling, yet have by and large not succeeded in reversing the trend of negative environmental externalities.

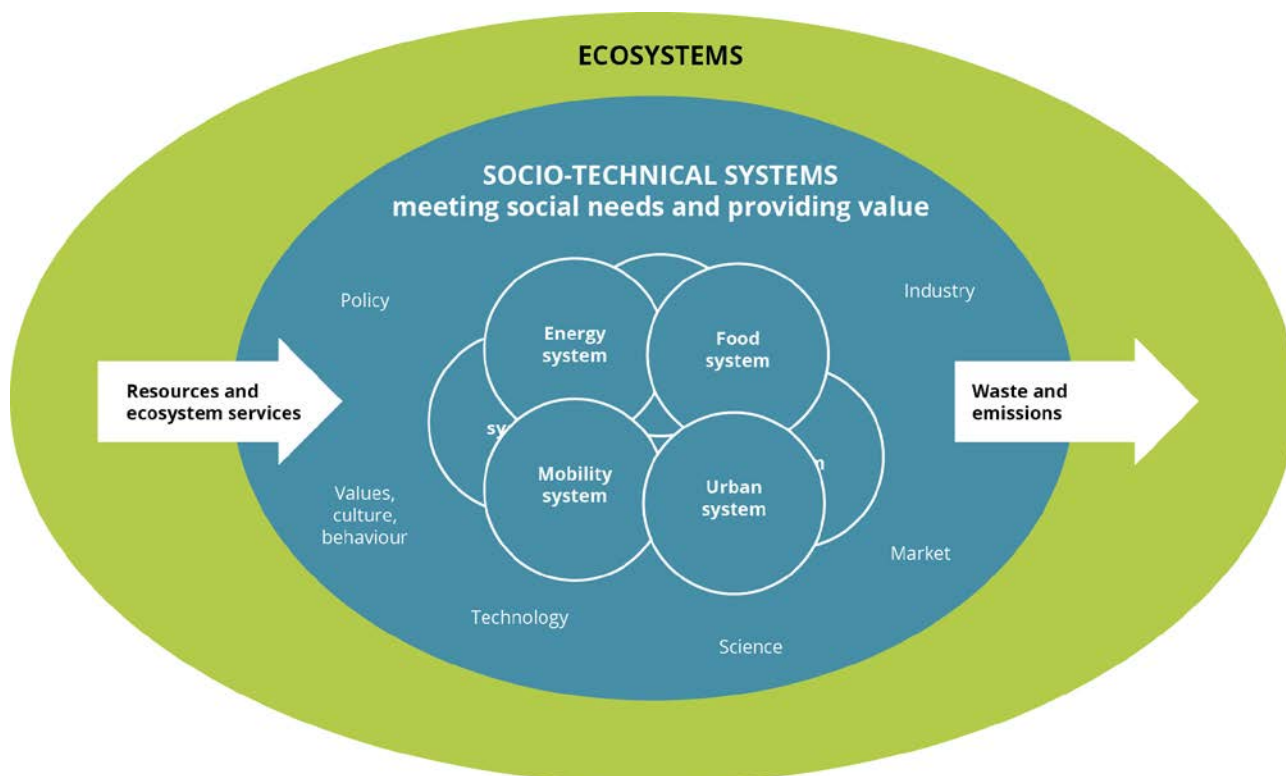
Sustainability transitions are long-term, multi-dimensional, and fundamental processes of change in socio-technical systems and their interactions with ecosystems towards *essentially sustainable* modes of production and consumption

The transition paradigm mentions the necessity to work with

- long-term policy frameworks, e.g. the EU's 2050 agenda on energy and climate, biodiversity, resource efficiency and green economy;
- high level government support, e.g. the support by EU Member States, EU institutions across different policy areas, and international organisations;
- long-term research, innovation and technology programmes with a variety of participants, e.g. public funding and private sector engagement as embedded in the 2020 budget and Horizon 2020, and at level of the Member States;
- strong engagement with citizens, as changes in socio-technical systems have fundamental impacts on citizens.



## *Living within ecological limits*



Progress towards such objectives is monitored in the context of the Europe 2020 Strategy's regular monitoring process, to which EEA contributes with its indicators on environment and climate-related matters, reflecting measurements of the overall progress towards a resource-efficient European economy and society and its contribution to prosperity, natural capital maintenance, health and well-being, with the longer time perspective in mind.

The EEA's five-yearly reports on 'European environment: state and outlook' (SOER) collate and assess the evidence base needed to both inform the implementation of existing policies (many related to existing 2020 or 2030 policy targets) and facilitate longer-term transition dynamics (towards 2050 ambitions). To better underpin the latter, a stronger systemic and long-term perspective is essential in EEA's work. SOER 2015 and SOER 2020 play an important role in this regard, the latter coinciding with the start of a new term of the European Parliament/European Commission and the final evaluation of the 7th EAP.

Stakeholder expectations to the EEA of increased support to policy implementation will have to be met within a context of diminishing resources at national and EU level, which will require prioritisation, and an increased focus on stronger partnerships. In this context, it is also worth highlighting the ongoing evaluation and fitness check of the EEA/Eionet Regulation, leading potentially to a revision of the regulation, and the similarly ongoing fitness check of EU environmental monitoring and reporting. The continuing implementation of the Inspire Directive can also be mentioned. All three processes will have implications for the future of environmental monitoring, reporting, and the knowledge base on environmental and climate policies in Europe more generally.

## SECTION II MULTIANNUAL PROGRAMMING 2017–2019

### II.1. MULTIANNUAL OBJECTIVES

The EEA, according to its mission, aims to support sustainable development and to help achieve significant and measurable improvements in Europe's environment, through the provision of timely, targeted, relevant and reliable information to policy-making agents and the public.

As acknowledged in the recent independent evaluation, the EEA operates in a complex multi-level and multi-actor governance setting at EU, national and global levels, also with research institutes, businesses and NGOs. The specific role of the EEA is to support policy making at the EU level, and build capacity in countries, using Eionet as its unique partner to generate two-way flows of quality assured environmental data and information.

The nature of environmental challenges has evolved over decades, requiring parallel adaptations to information flows and their assessment. Looking ahead at the challenges Europe is likely to face in coming decades, there is an increasing need to speed up the adaptation of environmental information flows and assessments to support transition objectives, while maintaining and improving the knowledge base supporting established and developing policies across the cycle.

Continuously emerging, new and updated scientific insights into environment and climate issues improve the knowledge base for environment and climate policies. Fulfilling its science-policy interface role, the EEA will be working closely together with DG Research and Innovation, the Joint Research Centre and others in seeking to influence activities under and exploit insights coming from the EU Framework Research Programmes (Horizon 2020 and earlier), that will play a major role in developing such insights.

Based on this and the mandate set out in the EEA/Eionet regulation, the key goals of the EEA in the period 2017–2019 are as follows:

#### **Strategic objectives**

- To be the prime source of knowledge at European level informing the implementation of European and national environment and climate policies;
- To be a leading knowledge centre on the knowledge needed to support long term transition challenges and objectives;
- To be the lead organisation at European level facilitating knowledge-sharing and capacity-building in the field of environment and climate change.

## II.2. MULTIANNUAL PROGRAMME

### II.2.1 STRUCTURE – THE FOUR STRATEGIC AREAS

To secure the knowledge and evidence base for this developing policy framework in line with Priority objective 5 of the 7th EAP, the MAWP is structured around four strategic areas (SA1–4):

#### **Strategic area 1: Informing policy implementation (SA1)**

Providing feedback and input to long-established and emerging policy frameworks, objectives and targets through reporting on progress in recognised environmental themes, including links to those sectors that are the primary sources of environmental pressures, and through reporting on the state and trends for natural environment systems – atmosphere, oceans, territories – using the DPSIR assessment framework (Driver, Pressure, State, Impact, Response).

#### **Strategic area 2: Assessing systemic challenges (SA2)**

Providing support to improving synergies and policy coherence across environmental, economic and social systems by applying established and experimental integrated assessment techniques and prospective analysis, both with a short and a long time perspective. The work is in support of the long term vision for 2050 set out in the 7th EAP. It underpins policy initiatives in the Europe 2020 strategy, including the EU climate and energy package, the Roadmap for moving to a low-carbon economy in 2050, the EU Health for Growth programme, the EU Biodiversity Strategy to 2020, the Roadmap to a resource-efficient Europe and the Innovation Union Flagship Initiative.

#### **Strategic area 3: Knowledge co-creation, sharing and use (SA3)**

Providing support to the work in the above areas by building and maintaining networks of people and information systems as the basis for sharing and co-creating content, be it data, indicators or assessments, in a transparent manner with other actors at national, European and global levels. Communications, in the broadest sense of the word, will also play a major role in making sure that information targets and ensures a dialogue with stakeholders and the society at large. Targeted information, communication and participation remain important instruments to achieve significant and measurable improvement in Europe's environment, responding to emerging challenges and societal developments.

#### **Strategic area 4: EEA management (SA4)**

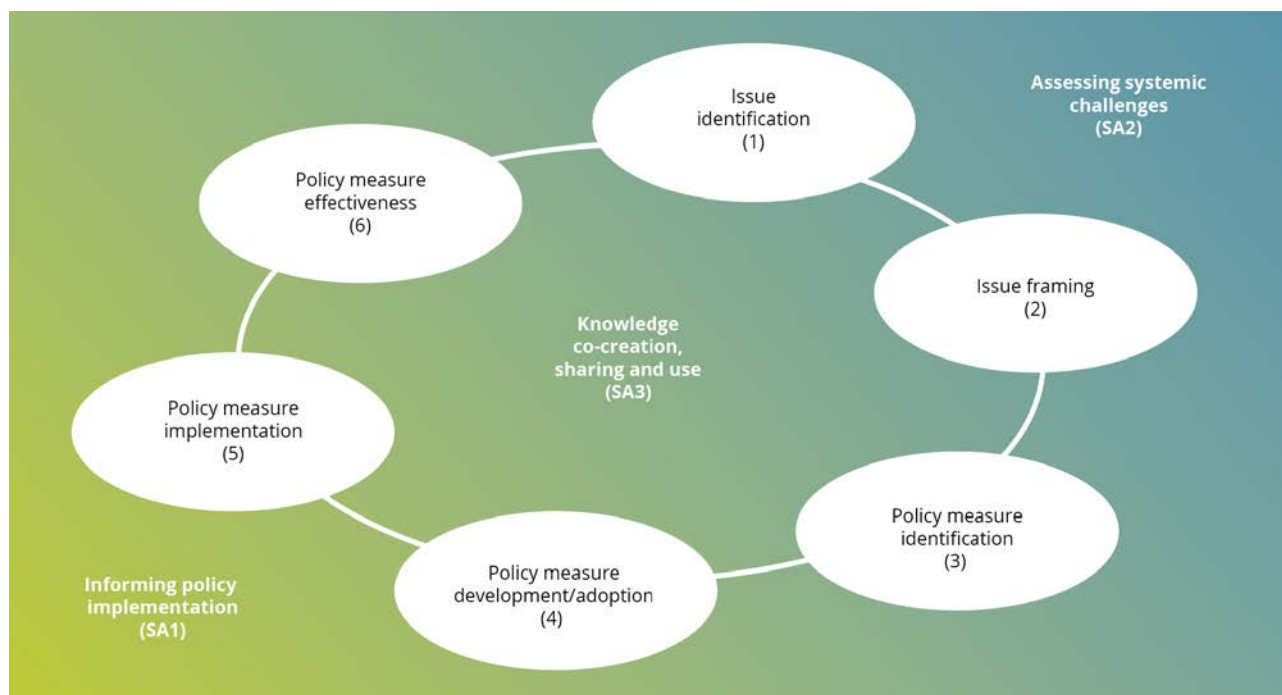
EEA management, administration and operational services make up a fourth area of work. Strict adherence to all principles, rules and regulations that apply to the EEA, in combination with continuously improving the efficiency and effectiveness of EEA management are the guiding principles. SA4 will ensure the Agency's response to the recommendations formulated in the evaluation.

## II.2.2 ACROSS THE STRATEGIC AREAS

### The strategic areas and environment policy

The figure below illustrates how SA1–3 contribute to supporting the different phases of the policy cycle. As can be seen, there is a no clear demarcation between SA1 and 2, rather a gliding difference in emphasis.

#### *Strategic areas 1–3 and the policy cycle*



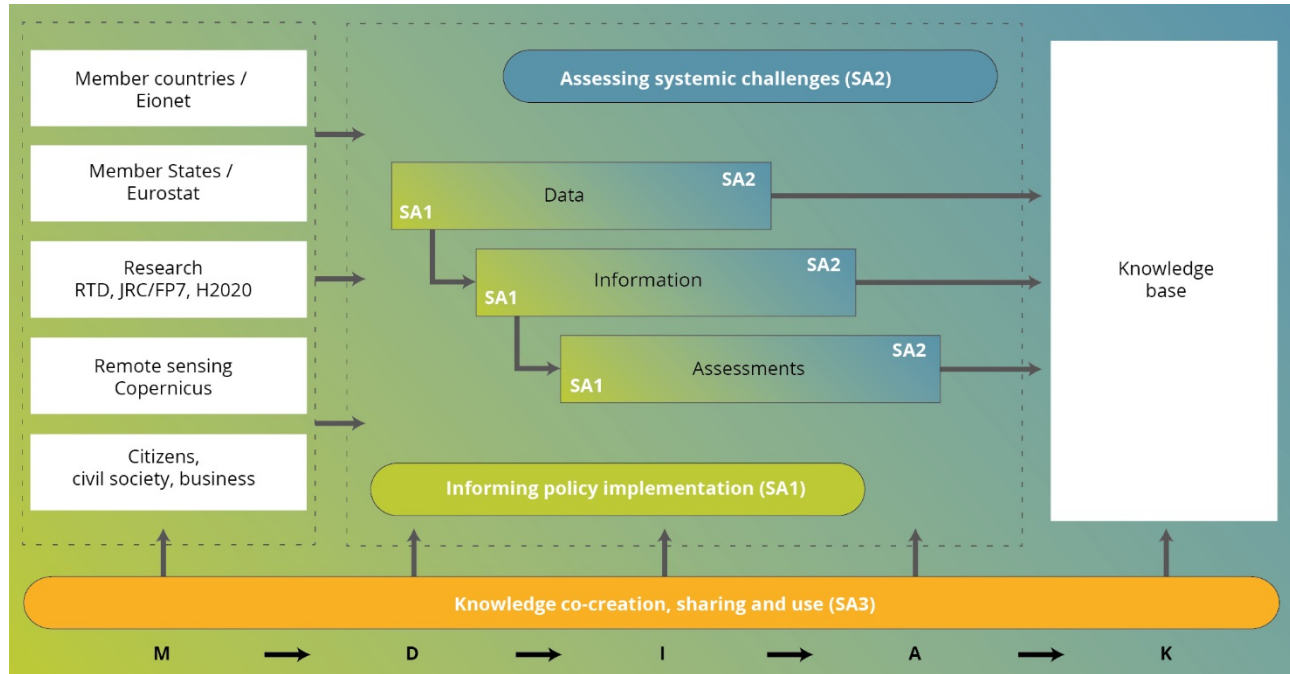
As well as being important areas of work in their own rights, there are thus important synergies between SA1 and 2. Addressing both aspects in complementary, adaptive and dynamic ways is essential as the topics addressed will change over time, both regarding their scope and their links to overarching issues and long term objectives. This is depicted in the figure above, reflecting both the role information plays across the policy cycle and how policy attention differs across the cycle.

SA1–3 each provides support to several priority objectives of the 7th EAP, and together they support all nine of the priority objectives. More information is given in the Section II.2.3.

## The strategic areas and EEA/Eionet core processes

The figure below illustrates more explicitly how SA1–3 fit within the overall business model of the EEA/Eionet.

### EEA/Eionet core processes



Across the bottom of the figure is the overall process from **Monitoring** (in the broadest sense) through **Data**, **Information** and **Assessments** to **Knowledge**. This value-adding chain is at the heart of the work of the EEA and Eionet. The figure shows some examples of the diversity of sources of data and information, and indicates major EU programmes and institutions involved in improving the availability of relevant data and information.

Also shown is how data, indicators (in some versions described as information rather than indicators) and assessments flow from the monitoring, and are used to inform policy implementation in SA1, and assess systemic challenges in SA2. Often, activities will serve both strategic areas at the same time, and cross-fertilisation between the strategic areas will add value to the work in both areas.

As an enabler for the other two strategic areas, it is important to note that SA3's support function stretches along the entirety of the MDIAK chain and across the whole policy cycle. The most obvious example of this is the Eionet, which shares the entire business model together with the EEA as well as being an important source of data and information. Networking, information systems, content-sharing and communications play a role in all links in the chain. Concrete activities will further exploit synergies and avoid duplication with other major information providers at European level, in particular Eurostat and the Joint Research Centre.

### International dimensions of EEA work

The EEA supports EU engagement in international contexts in a wide range of fields. These activities are embedded in the relevant parts of the MAWP, delivering different types of inputs into the various fora. Highlights include the provision of:

- Thematic data and expertise to support the involvement of EEA member and cooperating countries in International conventions and related activities, as described in many areas under SA1 and 2 (see also tables on pages 15 and 17);

- Expertise, data and assessments to ensure European contributions to global and UN activities, including to UNEP (Global Environmental Outlook, UNEP-Live) and the post Rio+20 activities, in particular on the Sustainable Development Goals (described under SA3.1);
- Expertise and capacity-building in networking and information partnerships based on Eionet and SEIS approaches, particularly towards cooperating countries and the European Neighbourhood (described under SA3.7) and with countries and regions following EU priorities. Involvement in the Global Earth Observation System of Systems (GEO/GEOSS) and the Eye on Earth Network (mentioned under SA3) are included here.

## **The European Environment Information and Observation Network**

The European Environment Information and Observation Network (Eionet), created together with the EEA itself in 1993 by the EEA/Eionet Regulation, is a key partner in delivering the MAWP.

Enhanced involvement of Eionet will be sought across the three strategic areas, in the areas of data flows, indicators, policy effectiveness analysis, integrated assessments, communications and the use of new analytical methods and technologies. Increasing the value of the knowledge base for the member countries will be a key element; building on better articulation of member countries needs in the Management Board and Eionet fora.

European Topic Centres (ETCs), key components of Eionet, will continue to play an important role in the chain from data to assessments, supporting the development and maintenance of the knowledge base in all areas of work under SA1, and also parts of SA2.

---

## II.2.3 THE STRATEGIC AREAS IN DEPTH

### **SA1 Informing policy implementation**

Failing to implement environment legislation is estimated to cost the EU economy around €50 billion every year in public health costs and direct costs to the environment (COM(2012)95 Final). To address this failing, improving and targeting knowledge about implementation is paramount. This covers, on the one hand, providing knowledge about the expected impacts of environmental policies on the state of the environment and the drivers and pressures influencing it, and, on the other hand, all administrative and other measures intended to protect and improve it. Better information at national, regional and local level would allow identification of the main problems and the most appropriate and efficient ways to address them.

The 7th EAP calls for simplifying, streamlining and modernising environmental and climate change data and information collection, management and sharing; a greater application of principle of the Shared Environmental Information System (SEIS) of 'report once, use often' would help streamline information demands and usability. In this context, the Structured Implementation and Information Frameworks (SIIFs), proposed by the European Commission in its Communication on Implementation of EU environmental law (COM(2012)95 Final), can go a long way to filling gaps in the knowledge base in the Member States.

The EEA and Eionet at national and European level will ensure a continuous and targeted coverage and flow of data and information around the many correlated themes, and about their inter-linkages in the face of systemic challenges and opportunities for enhanced policy coherence (as reflected for example in the target setting for Biodiversity 2020, the EU Blueprint for Water, the new climate and energy package or the revision of the Thematic Strategy on Air Pollution). With strong support from the European Topic Centres (ETCs) across all areas, the Agency should thus contribute with others partners (ESTAT, JRC, RTD, research bodies, regional and international partners etc.) to filling gaps in the knowledge base in order to allow policy responses to be optimised.

Given the nature of environmental challenges, the principal areas of activity of the Agency all require a continuous, long-term focus. The current policy priorities, of air pollution, climate change, water management, nature protection, land use and natural resources, waste management, noise, coastal and



# EEA Programming Document 2017–2019

marine protection will be continued across the 2014–2020 period (Chemicals are covered under SA2). It is already evident that requests for EEA support in several of these core areas will increase in the coming years.

Such activities and developments also include the need to continue to focus on key economic sectors such as energy, transport, agriculture and fisheries, which are among the foremost sources of pressures on the environment. EEA indicator and assessment activities, along the DPSIR analytical framework, are already firmly established in these areas and will be enhanced. Resources permitting, other important sectors such as tourism will be covered with the view to informing policy progress and accountability.

Work under SA1 will also provide support to developing cross-cutting policy agendas such as improved management of the nitrogen cycle. SA1.1, 1.2, 1.3, 1.5, 1.6, 1.7 and 1.8 all address aspects of the nitrogen cycle and thus contribute to improving the knowledge base.

The following table maps the specific areas of activity in SA1 to the goals and objectives set out in the priority objectives of the 7th EAP, reflecting as far as possible the specific references in the 7th EAP.

| 7th EAP Priority objective (PO)   | SA1.1 Air pollution, transport and noise | SA1.2 Industrial pollution | SA1.3 Climate change mitigation and energy | SA1.4 Climate change impacts, vulnerability and adaptation | SA1.5 Water management, resources and ecosystems | SA1.6 Marine and maritime, fisheries and coastal | SA.1.7 Biodiversity, ecosystems, agriculture and forests | SA1.8 Urban, land use and soil | SA1.9 Waste and sustainable materials management |
|---|--|----------------------------|--|--|--|--|--|--------------------------------|--|
| PO1 To protect, conserve and enhance the EU's natural capital   | X  | X                          |  |  | X  | X  | X  | X                              |  |
| PO2 To turn the EU into a resource-efficient, green and competitive low-carbon economy                    |  |                            | X  |  | X  |  |  |                                | X  |
| PO3 To safeguard EU citizens from environment-related pressures and risks to health and well-being        | X  | X                          |  | X  | X  |  |  |                                |  |
| PO4 To maximise the benefits of EU environment legislation  | X  | X                          | X  | X  | X  | X  | X  | X                              | X  |
| PO5 To improve the knowledge and evidence base for environment policy                                     | X  | X                          | X  | X  | X  | X  | X  | X                              | X  |
| PO6 To secure investment for environment and climate policy and get the prices right                      |  |                            |  |  |  |  |  |                                |  |
| PO7 To improve environmental integration and policy coherence   | X  |                            | X  |  |  |  | X  |                                |  |
| PO8 To enhance the sustainability of EU cities  | X  |                            |  |  |  |  |  | X                              |  |
| PO9 To increase EU's effectiveness in addressing regional and global environmental and climate challenges | X  | X                          | X  |  | X  | X  | X  |                                | X  |

## Goal

Improve content, accessibility and use of European-level environmental information by providing policy-relevant feedback to long-established and emerging policy frameworks, objectives and targets through reporting on progress in recognised environmental themes across the DPSIR assessment chain.

## Key objectives

- Tailor, harmonise and speed up data-flows (including near-real-time where appropriate), and their integration in information systems for the production of indicators and assessments in order to be relevant and up to date by, in particular, providing targeted technical and methodological

assistance to reporting obligations and information requirements under the legislative processes and related SIIFs.

- Timely provision, analysis and dissemination of data sets, indicators and assessments across the policy cycle for the themes and sectors of most relevance for achieving environmental policy implementation and effectiveness analysis at different geographical scales.
- Close important information gaps by further developing concepts, analytical methods and indicators to better understand the inter-linkages between different themes and sectors in support of enhanced policy coherence.
- Mainstream new data and information needs through incorporating the outcomes of EU-FP7 and Horizon 2020 research projects, as well as of similar ventures at national and international level;
- Continuous active engagement with stakeholders as a policy-science interface across themes and sectors to ensure relevant findings are taken up and used, thereby contributing to the achievement of significant and measurable improvement in Europe's environment.

## Key performance indicators

- Measurable uptake of EEA findings in policy documents.
- Measurable and acknowledged contribution to reporting processes under EU comitology and multi-lateral agreements.
- Timely and reliable delivery of annual briefings and workshops as well as assessments indicators, databases and information services based on a timetable agreed with EEA stakeholders.

## SA2 Assessing systemic challenges

One of the overarching challenges in environment policy making, as concluded in the SOER2010, is to respond to the unprecedented change, interconnected risks and increased vulnerabilities the European environment faces. The many links between environment and climate challenges and their underlying driving forces point towards increasing complexity, and have resulted in an appreciation of the human-induced systemic risks and vulnerabilities which threaten long-term ecosystem resilience.

At the core of responding to systemic risks is a stimulation of a fundamental transition to a green economy<sup>2</sup> – as called for, for example, in the Roadmap to a Resource-efficient Europe, the Low Carbon Economy Roadmap, the Energy Roadmap, the EU's climate policies, and the 7th EAP. A transition to a green economy and society requires proper consideration of the interplay between socio-economic and environmental factors, and an understanding of the linkages between environmental trends, emerging issues, associated uncertainties and the resulting systemic risks.

Assessing these systemic risks to support the transition to a green economy is the focus of SA2 area, with the 5 year state and outlook of the environment reports (SOER) and annual indicator reports being the vehicles for drawing together all the relevant threads of knowledge developed through the activities in SA1 and 2.

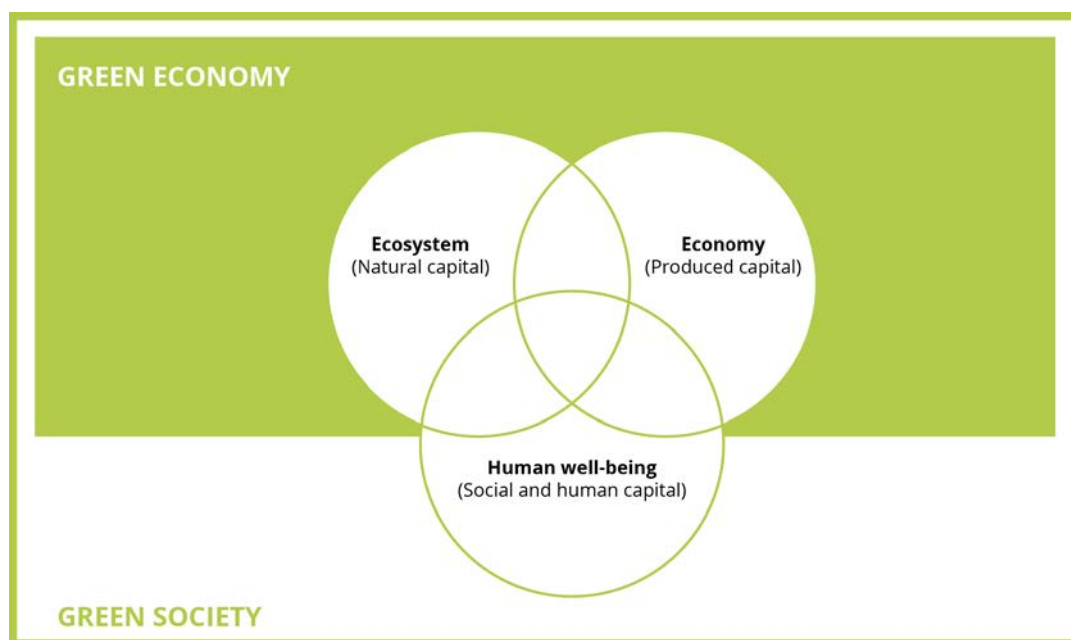
The policy focus on a transition to a green economy reflects its importance as a key environmental priority, and the need to provide a path to renewed economic growth and job creation in response to the current severe environment and economic crises facing Europe and longer term prospects. In its simplest form, the overarching policy concept of a green economy recognises that ecosystems, the economy, and human health and well-being, and the related types of capital they represent, are intrinsically linked.

---

<sup>2</sup> This is a much broader concept than the Environmental Goods and Services Sector (EGSS) of the current economy, also known as the 'green sector'. EGSS is a heterogeneous set of producers of technologies, goods, and services that measure, control, restore, prevent, treat, minimize, research and sensitise environmental damages to air, water and soil, also problems related to waste, noise, biodiversity and landscapes and resource depletion.



## Green economy and green society



For future policy target identification in a green economy setting it is appropriate to consider more fundamentally the relationship between the three pillars of green economy where both the economy and the society are constrained by environmental limits and what this means in the context of sustainable development. Targets can then be set and indicators established to measure the extent to which these boundaries are respected.

Against this backdrop, EEA, in partnership with others and with ETC support, will continue to ensure that the environmental dimension is properly addressed in the broad green economy (and green society) agenda. This includes reflections on emerging challenges and pathways to the future that can facilitate the inclusion of environmental considerations such as ecosystem resilience and discussions about societal transition and governance models.

Assessing these interplays is the overarching focus of SA2 and as such aims to support especially priority objectives 1–3 and 5 of the 7th EAP (see indicative table below). Furthermore, work under SA2.4 supports the evaluation of the 7th EAP, as stated in the 7th EAP itself.

| 7th EAP Priority objective (PO)  | SA2.1 Resource efficient economy and the environment | SA2.2 Environment, human health and well-being | SA2.3 Megatrends and transitions | SA2.4 Sustainability assessments and SOE reporting |
|--|--|--|----------------------------------|--|
| PO 1 To protect, conserve and enhance the EU's natural capital                                     |  |  |                                  | X  |
| PO2 To turn the EU into a resource-efficient, green and competitive low-carbon economy             | X  |  | X                                | X  |
| PO3 To safeguard EU citizens from environment-related pressures and risks to health and well-being |  | X  |                                  | X  |
| PO4 To maximise the benefits of EU environment legislation   |  | X  |                                  | X  |
| PO5 To improve the knowledge and evidence base for environment policy                              | X  | X  | X                                | X  |
| PO6 To secure investment for environment and climate policy and get the prices right               | X  |  |                                  | X  |
| PO7 To improve environmental integration and policy coherence                                      |  |  |                                  | X  |

|   |   |  |  |   |
|---|---|--|--|---|
| PO8 To enhance the sustainability of EU cities  |   |  |  | X |
| PO9 To increase EU's effectiveness in addressing regional and global environmental and climate challenges | X |  |  | X |

## Goal

To assess systemic challenges in the context of short, medium and long-term transitions, and to signal opportunities for (re)framing/recalibrating environmental policy to facilitate transition towards a more sustainable society in Europe.

## Key objectives

- Provide integrated assessments across thematic areas with a view to signal synergies including further opportunities for policy coherence.
- Provide prospective analyses to signal emerging issues both at European and global scales.
- Provide knowledge and analysis to assess progress made towards fundamental transitions embedded in long term EU policy objectives.

## Key performance indicators

- Prompt delivery of SOER2015 and Annual Indicator Reports.
- Measurable recognition in the processes for evaluations of the 7th EAP.
- Stimulation of foresight-orientated discussions about transitions to a more sustainable society in Europe.

## SA3 Knowledge co-creation, sharing and use

Knowledge is increasingly co-created, shared and used in networks. These are characterised by their flexibility in terms of membership, roles assumed, goal orientation, type of knowledge created, shared or used, etc. Once the knowledge is created, it becomes a flow of information within the network. Regarding information and knowledge flows within these networks different partners or actors assume different roles: they can be initiators of networks or of knowledge (co-)creation, nodes in the network (important actors that determine the 'what' and the 'how' of knowledge flows), hubs (where knowledge is actually exchanged), or switches (which means that they determine what sort of knowledge flow is actually 'turned on' or not).

It is important for the EEA to know strategically what sort of role it wants to play at any given time in the knowledge creation and use communities in which it participates (and there are very many of them). It is in addition important not to look at these roles as fixed positions. One characteristic of networks in the network society is their flexibility. It is therefore important for the EEA to assess its different roles with a sharp eye, especially given likely future resource constraints. A flexible and strategic vision on our role as initiator, node, hub or switch is important to continue playing our role in networks of knowledge co-creation, sharing and use.

Strengthening the integration of EEA and Eionet activities, including capacity building, remain central to the MAWP 2014-20. An integral part of this is a deepening of Eionet via an enhanced collaboration and integration between member country and EEA activities following the principles of a Shared Environmental Information System (SEIS) serving the needs of national as well as EU actors. Furthermore, networking will focus as well on enhancing partnerships beyond Eionet in support of the needs of SA1 and SA2.

Providing information to the public in accordance with Directive 2003/4/EC on public access to environmental information is also central to activities in this area.

Adoption of the EEA/Eionet model and SEIS principles at regional/pan-European and international/global level can ensure coherence at all levels and also help streamlining efforts at national level. Consequently, and taking into account the fast developments in information systems and related technologies, links and synergies will need to be strengthened and further explored with initiatives such as the EU Digital Agenda, the European Earth Observation Programme (Copernicus), the Global Earth Observation System of Systems

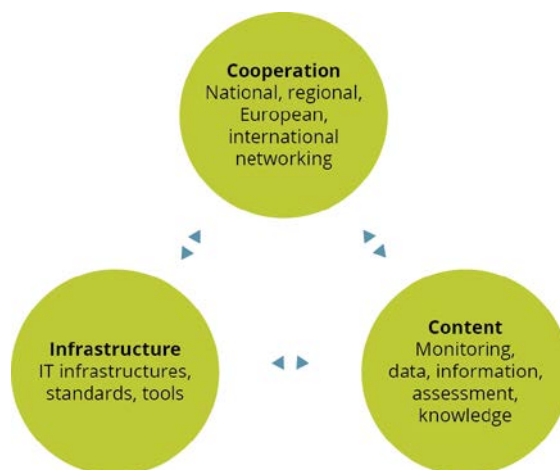
(GEO/GEOSS), UNEP live, the Eye on Earth network and other key initiatives related to data and information sharing.

EEA will further enhance and focus its outreach capacities responding to emerging challenges and societal developments. Societal trends such as the ways to access information, networking, and co-creation of knowledge are influencing the way the EEA is asked to work and communicate.

Work under SA3 will aim to ensure a total quality management approach to the work of the EEA, supported by internal auditing, environmental management of the Agency's own activities, IT infrastructure and services, facilities management, library and documentation management and the production of publications.

Work in SA3 is strongly linked to Priority objective 5 of the 7th EAP: To improve the knowledge and evidence base for environment policy, and through that to all other priority areas. Priority objective 9: To increase the EU's effectiveness in addressing regional and global environmental and climate challenges, is of special relevance to SA3, not least in the framework of UNEP assessments and the post Rio+20 process.

## ***The Eionet cooperation model***



## **Goal**

To be the authoritative European environment node and hub and a key initiator within networks of knowledge co-creation, sharing and use.

## **Key objectives**

- Ensure the quality, availability and accessibility (based on SEIS principles) of data and information needed to support SA1 and 2.
- Communicate actively data, information and knowledge to policymakers, the public, research communities, and others (NGOs, businesses) to regional and international processes including those of the UN and its specialised agencies.
- Promote information governance as a driver of public empowerment and behavioural change.

## **Key performance indicators**

- Metrics to measure the active participation of Eionet (Priority data flows, meetings participation, engagement in preparation and review of EEA products and services).
- Online availability of EEA data and information products and services (99 % up-time).
- Impacts of communication efforts (based on media monitoring tools)

## **SA4 EEA management**

EEA's management activities and horizontal administrative services are brought together under SA4 to ensure that the core horizontal activities are planned, implemented, monitored and reported in a coherent and consistent way to facilitate efficient and effective delivery of the EEA work programme and sound financial management.

The activities covered by SA4 comprise governance (support to Management Board, the Bureau and the Scientific Committee), the overall management (strategic and line management) and administrative services (human resource management, financial management and legal services).

### **Goal**

Excellence in delivering the work programme.

### **Key objectives**

Provide efficient and effective management and administration of the Agency's work programme and resources (financial and human).

### **Key performance indicators**

- Work programme delivered.
- Positive outcome of the next 5-year external evaluation of the EEA (2018).

## II.3. HUMAN AND FINANCIAL RESOURCE OUTLOOK FOR 2017–2019

### II.3.1 OVERVIEW OF THE PAST AND CURRENT SITUATION

#### **Staff population overview for 2015**

In the Multiannual Financial Framework, it was agreed that all institutions should have a 5 % reduction in their staffing. Together with limited growth in the EU subvention, these reductions are often referred to as the ‘austerity measures’.

Following these austerity measures, the staff population of the EEA has been reduced over the last years.

The number of temporary agents and officials approved by the budgetary authorities has been reduced from 138 in 2013 to 133 in 2015. In addition, EEA was classified as a new-task agency in 2012, when the Agency was attributed new responsibilities under the greenhouse gas Monitoring Mechanism Regulation (MMR) and the associated Effort Sharing Decision (ESD). This required an additional six posts, but only four were approved by the budgetary authorities in the years 2012 and 2013, constituting a *de facto* up-front reduction of two posts. In real terms, the overall reduction in the number of posts has thus been 10, exceeding a 5 % reduction of posts which was already achieved in 2015.

The number of contract agent staff is influenced by the level of ‘non-core’ activities, which are mainly carried out by specifically recruited contract agents. Non-core activities are financed via grant or delegation agreements with the Commission and are typically areas of work of common interest to the Commission and EEA – in recent years focused mainly on Global Monitoring for Environment and Security (now Copernicus) and capacity building in European neighbourhood countries. An additional grant agreement was concluded in 2016 for Human Biomonitoring for Europe (HumanBio4EU) and contract agents on non-core funding made up more than 20 % of the total number of contract agents at the end of 2016.

The number of seconded national experts has been reduced from 27 in the past to the current 20.

| Year 2015                    | Staff population on 31.12.2015 | Authorised under EU budget |
|------------------------------|--------------------------------|----------------------------|
| Temporary agents/officials   | 128                            | 133                        |
| Contract agents              | 61                             | 74                         |
| Seconded national experts    | 18                             | 20                         |
| <i>Total statutory staff</i> | <i>207</i>                     | <i>227</i>                 |

#### **Vacancy rates end of 2015**

The EEA has held back from filling all vacant temporary agent posts as it was clear in the beginning of 2015 that the Commission was proposing additional cuts to the EEA establishment table. Taking the required 2016 reduction of 3 posts into account (130 posts for temporary agents/officials), the real vacancy rate is below 2 %. With relatively low turn-over rates, and possible further cuts in staff numbers in coming years, the EEA expects the vacancy rate to remain very low.

For contract agents the vacancy level at the end of 2015 was heavily influenced by delays in concluding two grant agreements with the European Commission (relating to the European Neighbourhood Initiative and Instrument for Pre-Accession) that generate nine contract agent positions included in the ‘authorised’ figure in the table. The contracts were, however, concluded so late in the year that it was not possible to initiate recruitment procedures. Taking this into account, the real number of vacancies at the end of the year was 4, corresponding to 7 %.

## EEA Programming Document 2017–2019

---

In 2016 the number of contract agent positions is forecasted to be 70. There is a higher turn-over of contract agents as the EEA does not offer indefinite contracts to this category of staff. The EEA expects, however, to be able to keep the vacancy rate well below 10 %.

Seconded national experts stay typically up to four years in the Agency. In recent years it has been increasingly difficult to maintain a constant intake of seconded national experts and it is expected that it will be difficult to keep the vacancy rate below 10 %.

### Expenditure in 2015

#### Budget 2015–2016

|   | Budget 2015       | Budget 2016       | Difference       |
|---|-------------------|-------------------|------------------|
| EU subsidy                                | 36 309 240        | 36 309 240        | -                |
| Contributions from other member countries | 5 409 066         | 5 378 257         | - 30 809         |
| Earmarked funds                           | 7 438 168         | 8 800 000         | 1 361 832        |
| <i>Total</i>                              | <i>49 156 474</i> | <i>50 487 497</i> | <i>1 331 023</i> |

The EEA core budget has been stable over the past years. External assigned revenue (non-core funding in support of Community projects) has increased in the past years and is with the current agreements in place expected to be of the order of EUR 16 000 000–17 000 000 in the coming years.

## II.3.2 RESOURCE PROGRAMMING FOR 2017–2019

### Financial resources

#### Revenue

The Multiannual Financial Framework 2014–2020 of the European Union sets the conditions under which the EEA must operate.

The overall workload of the EEA in implementing the Multiannual Work Programme 2014–2020 is relatively stable, although increasing demands from stakeholders are experienced. The table below was first made at the outset of the five-year period for the Multiannual Work Programme in 2014, which started with a nominal freeze in the level of the EEA budget. This has *de facto* required the EEA to find savings in its administrative and operational budget. Revenue is forecast with a 1 % increase in the Union subsidy in accordance with the common position taken by the network of European agencies.

| Revenue (EUR) | Union subsidy | Non-EU members contribution | Total core budget | Non-core    |
|---------------|---------------|-----------------------------|-------------------|-------------|
| 2015          | 36 309 240    | 5 409 066                   | 41 718 306        | 7 438 168   |
| 2016          | 36 309 240    | 5 378 257                   | 41 687 497        | 8 800 000   |
| 2017          | 36 309 240    | 5 380 066                   | 41 689 306        | 14 400 000* |
| 2018          | 36 632 394    | 5 473 805                   | 42 106 199        | 16 000 000  |
| 2019          | 37 738 691    | 5 209 632                   | 42 948 323        | 17 000 000  |

- HumanBio4EU not included as the agreement is not signed

#### Note:

Non-core (multiannual):  
 Copernicus (on average EUR 16 000 000 per year)  
 European Neighbourhood and Partnership Instrument (ENPI) (EUR 6 838 168 in 2015)  
 Instrument for Pre-accession (IPA) EUR 1 000 000 every 2nd year  
 All numbers are estimates assuming continued funding at levels similar to previous years.

### Expenditure

|                                      | 2016              | 2017              |
|--------------------------------------|-------------------|-------------------|
| Title 1 – Staff                      | 23 675 924        | 23 505 381        |
| Title 2 – Administrative expenditure | 4 058 585         | 4 197 000         |
| Title 3 – Operational expenditure    | 13 952 988        | 13 986 925        |
| <i>Total expenditure</i>             | <i>41 687 497</i> | <i>41 689 306</i> |

The expenditure forecast for 2017 only is based on the following assumptions:

#### Title 1 – Staff

The expected salary adjustments related to 2016 and 2017 are included in the draft forecast. Given the uncertainties on these salary adjustments, a potential deficit on budget lines for temporary agent salary will have to be covered by scaling down on recruitment of contract agents and seconded national experts or by identifying reductions in title 3 (or possibly a combination hereof). The decrease in Title 1 expenditure is the consequence of lowering the amount set aside for seconded national experts and staff missions.

## Title 2 – Administrative expenditure

Expenditures in Title 2 reflects what is considered to be the minimum expenses needed to run essential office facilities. The EEA is increasingly paying for using Commission systems (financial and personnel management), which is reflected in the small increase in this Title. The building in which the Agency is located is being sold, but no major change to the rent is anticipated beyond the annual regulations foreseen in the rent contract.

## Title 3 – Operational expenditure

Title 3 is the available residual when having secured the expected funds required to finance staff and administrative expenditures. A slight increase compared to previous years is expected for 2017.

## Budget outturn and cancellation of appropriations

The budget outturn consists of uncommitted funds in 2015 plus unpaid commitments carried over from 2014. This results in a surplus of EUR 1 142 835 which constitutes approximately 2.7 % of the requested budget in 2017.

| Budgetary result specification                             | 2015             | 2014           | 2013             |
|--|------------------|----------------|------------------|
| <b>C1- CURRENT YEAR APPROPRIATIONS</b>                     |                  |                |                  |
| Amount not recuperated                                     |                  |                | -430             |
| Amount not made available in the budget                    |                  | 3,779          |                  |
| Non-committed  | 266,519          | 338,119        | 230,547          |
| Committed, carried over to C9                              | 1                | 18,287         | 805,183          |
| <b>C4 - Reused funds current year</b>                      |                  |                |                  |
| Amounts not made available in the budget                   | 34,504           | 4,336          | 2,522            |
| <b>C5 - Reused funds carried over</b>                      |                  |                |                  |
| Cancellation of unused appropriations                      |                  |                | 2,043            |
| <b>C8 - APPROPRIATIONS CARRIED OVER FROM PREVIOUS YEAR</b> |                  |                |                  |
| Cancellation of unused appropriations                      | 854,824          | 385,124        | 380,949          |
| Exchange rate difference ( gain +/-loss-)                  | - 13,013         | 2,741          | 2,060            |
| <b>Sum:</b>  | <b>1,142,835</b> | <b>752,386</b> | <b>1,422,874</b> |

The carry-over of C1 payment credits from 2015 to 2016 amounts to EUR 4 944 739.21, which is similar to the previous year (4 994 580.50). The main part of carry-overs is related to title 3, EUR 4 244 003.43 (4 127 288.50), and hereof is 57 % related to the final payments to the European Topic Centres. This is done in accordance with the contractual agreements, where it is stipulated that the final payment is done after the 4th quarterly progress report has been delivered to the Agency.

The fund source R0 (e.g. grants) are usually multiannual and does not influence the budget outturn.

## Human resources

### Temporary agents

The EEA Multiannual Work Programme was developed with the assumption that a 5 % reduction in the number of temporary agents would occur between 2014 and 2018. EEA already reached this 5 % reduction in 2015 and any additional reductions will consequently have an impact on the capacity to deliver the MAWP in its entirety. The adopted Budget 2016 followed the line laid down in the communication 'Programming of human and financial resources for decentralised agencies 2014–2020' (COM (213) 219), where the concept of a redeployment pool was introduced. The redeployment pool is an instrument whereby agencies without new tasks are contributing to those agencies who do get new tasks. This is done by introducing an additional 'levy' of 5 %, meaning that if an agency is not given new tasks, the number of temporary agents will be reduced by 10 % altogether.



The possible revision of the EEA/Eionet Founding Regulation following the announced evaluation of the regulation by the Commission in 2016–2017 can give rise to new tasks, such as those under Copernicus, where a need for an additional six temporary agent posts has been identified. It is however unlikely that the revision of the regulation will have any impact on staffing levels during the period of the PD 2017–2019.

## **Contract agents and seconded national experts**

The number of contract agents financed by core funds is expected to stay stable, although it may be difficult to find sufficient funds if the revenue remains at 2015 level. Variations in the number of non-core contract agents may occur depending upon the grant and delegations agreements made with the European Commission, and the numbers are only indicative. The number of seconded national experts is presently projected to be constant in the period. However, the EEA is registering a significant drop in the number of national experts being put forward by many member countries. The Agency cannot therefore be sure that it will be able to attract the appropriate candidates to be able to maintain the present number of national experts, putting increased pressure on the overall staff resources.

| <b>Staffing authorised under the EU budget</b> | <b>2015</b> | <b>2016</b> | <b>2017</b> | <b>2018</b> | <b>2019</b> |
|--|-------------|-------------|-------------|-------------|-------------|
| Temporary agents/officials                     | 133         | 130         | 127         | 124         | 124         |
| Contract agents                                | 74          | 70          | 71          | 71          | 71          |
| Seconded national experts                      | 20          | 20          | 20          | 20          | 20          |
| <i>Total statutory staff</i>                   | <i>227</i>  | <i>220</i>  | <i>218</i>  | <i>215</i>  | <i>215</i>  |

## **Resource outlook over the coming years**

### **New tasks**

The question of new tasks in the strict sense of the term (i.e. linked to changes in the founding regulation) will depend on the outcome of the evaluation and fitness check of the EEA/Eionet Regulation by the Commission in 2016–2018 and subsequent possible revision of the regulation.

### **Growth of existing tasks**

Existing tasks reflect the provisions of the present founding regulation and the priorities set out the EEA Multiannual Work Programme 2014–2020. Within that framework, there is significant growth of existing tasks driven by explicit references to the EEA in new or amended EU legislation, or by requests from stakeholders, especially the European Commission (which mostly indirectly also stem from legislation).

Areas where significant growth in existing tasks have taken place, but where the resource implications are still not addressed fully, or where growth can be foreseen in the coming years are identified in the following. Where possible, the resource implications have been quantified.

### **Legislation driven**

Substantial new tasks have in recent years been given to the Agency through explicit references in legislative contexts, but without the necessary resources being allocated by the budgetary authority.

The Regulation 1143/2014 on Invasive Alien Species, which entered into force on 1 January 2015, refers to the EEA in the financial statement accompanying the proposal for the Regulation. Currently, however, the EEA does not have a member of staff working in this area, and the EEA request for an additional post for this work was not taken into account in the 2015 budget process.

The Copernicus Regulation has also allocated tasks to the EEA, but the (six) temporary agent posts that should in principle follow such a new core task have not been provided. The work is therefore at present carried out by contract agents.

In the coming years, the Commission has indicated probable legislation-based new tasks in the areas of:

- Circular economy, where legislative provisions in the circular economy package includes new or extended work for the EEA on the annual report on waste prevention and circular economy, and the ‘Early warning reports’ under the Waste Framework, Packaging Waste and Landfill Directives. For completeness, it should be added that the package also foresees more work for the EEA in contributing to the development of the monitoring framework for the circular economy;
- CO<sub>2</sub> emissions from heavy duty vehicles, where DG CLIMA has indicated its intention to bring forward to the college a proposal for new legislation including a reference to the role of the EEA in monitoring and reporting emissions.

## **Stakeholder driven**

In consultations on the draft PD 2017–2019 carried out in autumn 2015, questions of new and/or additional work in the following fields were raised:

- Air pollution – DG ENV has requested that EEA should take on additional work with regard to the national emission inventories; the Agency does not currently have an air pollution expert working in this field. The Commission has also requested extra work on air pollution/air quality assessment in 2017.
- Fuel quality – while EEA had agreed at the outset of the current Multiannual Work Programme to compile the report on the quality of petrol and diesel used for road transport in the European Union, DG CLIMA has now requested that the EEA should take on additional reporting responsibilities under Directive (EU) 2015/652 on life-cycle greenhouse gas (GHG) intensity of fuels.
- Biofuels/bioenergy – the Commission puts forward that it is planning in 2016 to elaborate a new bioenergy sustainability policy for the post 2020 period, and points out that renewed focus on the issue by the EEA could be necessary in the 2017–2019 period.
- Climate change adaptation – DG CLIMA has requested additional support from the Agency on Climate-ADAPT regarding improving the platform functionalities, the content on cities (related to the EU initiative on Mayors Adapt/Covenant of Mayors) and on green infrastructure and nature-based solutions, as well as more implementation support generally under the EU adaptation strategy.
- Urban environment – the Commission states that assistance would be welcomed in the context of the urban environment benchmarking/assessment tool that DG Environment expects to roll out by mid-2016.
- Hosting and management of data flows and databases by the EEA is a cross-cutting issue to which the Commission attached great importance during the consultations. The number of databases and information systems hosted by the EEA is constantly increasing. The number of data flows with at least 15 reporting countries has tripled over the period 2006–2015, and increased by 40 % from 2013 to 2015. After many years of stable improvement in member country (Eionet) delivery of data and information up to 2011, the EEA is now registering a stagnation and perhaps even decrease in performance levels, due in all likelihood to ‘austerity measures’ at national level. This can place increased demands on EEA resources to support member countries. Future perspectives in this area will be influenced by the ongoing Commission-led review of monitoring and reporting obligations in the EU.
- Streamlining of the industrial emissions reporting and data management framework – DG ENV has requested additional support for the period 2016-2019 from the Agency on the definition, development and implementation of the framework for data reporting and compilation for point-source data to be reported by MS under the E-PRTR Regulation and Industrial Emissions Directive (IED).

The EEA has in general responded that any additional commitments will have to be assessed in the context of the defined resource constraints.

A contract agent post has however been allocated to work on the fields of fuel quality and heavy duty vehicles, pending further clarification of resource needs, inter alia in the light of the growing focus on transport emissions. DG CLIMA has acknowledged that activities with regard to heavy duty vehicles will require the necessary staff resources and technical expertise to be made available, and that these will need to be further assessed as part of the proposal for new legislation in this area.

As regards the urban environment, the EU Environment Action Programme to 2020 sets out horizontal priority objectives, one of which is to make the Union's cities more sustainable. The EEA is tasked, in cooperation with Commission services, to provide indicators and assessments of urban areas, quality of life and sustainable cities, integrate environmental and socio-economic information, and address the resource efficiency issues. A seconded national expert works, with the support of the European Topic Centre on Land, Soil & Urban Systems, with urban indicators and assessments, but following the reduction of the number of SNEs and the end of a secondment in the fall of 2016, the EEA will face a shortage of resources.

In addition to the above, the following can be highlighted:

Supporting the implementation of the EU climate and energy package to 2020 – and notably the emerging reporting under the Energy Union process – implies significant new work for the EEA. EEA is leading the preparation and implementation of the annual review cycle of Member States' greenhouse gas (GHG) emissions inventories under the EU Effort Sharing Decision, including strengthening of the EU GHG inventory quality assurance/quality control procedures. In parallel, EEA will be required to deliver the EEA roadmap in support of the EU Adaptation Strategy (including improvement of Climate-ADAPT and assessment work on national and sub-national adaptation policies). Also, in the light of the European Council Conclusions of October 2014 on the 2030 Climate and Energy Policy Framework and the Paris Agreement of December 2015, the European Commission will come forward with new proposals in due course for the period beyond 2030. These new proposals could rely on the established role of the EEA in this field and bring further new work.

Implementation and monitoring of the UN 2030 Agenda for Sustainable Development and the Sustainable Development Goals (SDGs) by the EU institutions and EEA countries are foreseen to have implications for the EEA in the coming years. In their work programme for 2016, the Commission states that it 'will present a new approach to ensuring economic growth and social and environmental sustainability beyond the 2020 timeframe, taking into account the Europe 2020 review and the internal and external implementation of the United Nations Sustainable Development Goals'. The implications for the EEA are expected to be mainly on thematic and cross-cutting priority setting, major assessments, indicators and data flows, which will gradually have to be aligned with SDG implementation and monitoring in Europe. This may also increase the scope of the networking and partnerships required beyond Eionet, in particular with the business community. Consequently, depending on the new EU approach on growth and sustainability, additional resources may be needed for monitoring SDG implementation in Europe.

In the area of natural capital, supporting Priority Objective 1 of the 7th EAP, the EEA is taking on new work to support the Knowledge Innovation Projects (KIPs) on 'Natural Capital Accounting' and 'Within the Limits of the Planet' under the umbrella of the Environment Knowledge Community. This activity builds on the expertise built up over several years through work on ecosystem capital accounts and the ongoing support to the first and second phases of the Mapping and Assessing Ecosystems and their Services (MAES) project under the EU Biodiversity Strategy to 2020.

Following EU working group conclusions under the Marine Framework Strategy Directive reached at the end of 2013, the development and maintenance of reporting mechanisms and data for Member States to fulfil their reporting obligations is entrusted to EEA. A marine component of the Water Information System for Europe (WISE), based on the SEIS principles, will be implemented to this effect and coordinated by EEA;

a full-time equivalent staff is required to ensure that function which, for now, is coordinated by a mid-term contract agent.

### **Efficiency gains**

The scope for significant efficiency gains is limited, as stated by the external evaluators in the last five-year evaluation finalised in 2013:

‘The analysis of findings regarding the efficiency dimension, documents the fact that the EEA network is efficient in the sense that cooperative relations are strong and solid and efforts have been made to optimise the functioning and work flows in relation to reporting of data. Stakeholders consider that the EEA and the Eionet provide value for money. The evaluation indicates that the EEA runs a modern and efficient network organisation, with limited potential for optimisation in regard to administrative tasks and key operational work flows. Administrative costs are lower than for similar agencies.’

Furthermore, efficiency gains that can be achieved are likely to be largely offset by the increased need to use resources on programming, monitoring, control and reporting in order to comply with growing demand in this area.

The European Topic Centres (ETCs) are a case in point, where the efficiency of the EEA in delivering its mandate could be seriously impaired in the future. Growing focus on the need to monitor and verify the use of funds on ETCs (grant management), which runs counter to the fact that the daily rates of ETCs are much lower than the corresponding market figures, is beginning to give rise to questions from both sides about the long-term sustainability of the present arrangements. However, a move away from grants to market conditions would lead to a significant drop in the amount of work that ETCs can deliver, negatively affecting the performance of the EEA across most of the work programme. This issue will be addressed in a dialogue with stakeholders in 2017, when the EEA will begin to plan ETC support from 2019 onwards.

### **Negative priorities/decrease of existing tasks**

The EEA Multiannual Work Programme 2014–2020 aims to cover the tasks given to the Agency in its founding act within the resources made available.

Staff reductions so far have been effectuated through a range of measures, including stopping some peripheral activities, decreasing the resources allocated to some existing tasks, efficiency gains etc., and in general without impacting negatively on core activities of the EEA. Indeed, the EEA has, despite the cuts, been able to absorb additional work in many core areas.

EEA’s ability to continue in this way cannot be guaranteed. With the staff cuts agreed in 2016 and the implications of following this trend in the following years, coupled to the fact that the great majority of resources are allocated to supporting core areas of the environmental acquis and the wider environment, climate change and related policy frameworks, it is inevitable that work in some core areas will come under severe pressure.

The EEA engaged therefore in 2016 in a dialogue with its Management Board, Eionet and the Commission services to discuss the implications of the staff cuts in 2016 and continuation of this line in the following years. The overall message from the Management Board was that the quality of EEA work should in no way be compromised, and that the resource constraints would have implications for existing tasks and the ability to take on new work requested by stakeholders.

### **Redeployment of resources in view of budgetary constraints**

The EEA reviews its staffing and organisational structure on a continuous basis, including the total number of staff, the available experience and expertise, requirements for new expertise, upcoming retirements and the balance between long and short term support staff. Thus, vacancies created from staff turn-over and retirement are continuously being used to reinforce work in priority operational areas.

In line with its Multiannual Work Programme 2014–2020, EEA has already refocused resources to support the implementation of environmental and climate policies and to develop the knowledge base fully in line

with the objectives of the EU's 7th EAP. Staff has thus been redeployed into the areas designated as priorities by the EEA stakeholders.

### **Conclusion on evolution of resources compared to the Commission Communication 2014–2020**

The EU subvention has been kept at the level foreseen in the Commission communication for the first years. The increase that was anticipated with a revision of the founding regulation in 2017 has not been introduced in the budget owing to the fact that the Commission is carrying out an evaluation of the regulation in 2016–2018 before putting forward any proposals to amend it. The EEA currently is receiving additional funds via a delegation agreement with DG GROW.

The Commission's communication includes a 10 % reduction of staff. The current reduction level (2016) is at 7 %, and with the further cuts of 3 staff in both 2017 and 2018 the overall reduction will be 11.5 %.

EEA will request temporary agent posts for any new permanent tasks coming out of the possible revision of the founding act.

## SECTION III ANNUAL WORK PROGRAMME 2017

### III.1. EXECUTIVE SUMMARY

#### III.1.1 KEY ACTIVITIES

Activities in 2017 are expected to continue many lines of work from previous annual work programmes along with some new emphases. Across the four strategic areas the highlights for 2017 are expected to be:

##### **Strategic area 1: Informing policy implementation**

- Continue support and update assessments on air pollution;
- Support the further streamlining of reporting under the Industrial Emissions Directive and the European Pollutant Release and Transfer Register in the context of better regulation;
- Publish updated assessments on renewable energy, energy efficiency and progress by the EU and EEA member countries towards meeting climate mitigation and energy targets in support of the developing Energy Union framework;
- Update and improve the European Climate Change Adaptation platform to support the European Commission's 2017 review of the 2013 EU climate change adaptation strategy;
- Prepare/publish 2017/18 EEA State of Water reports supporting the 2nd round of evaluation of River Basin Management Plans under the Water Framework Directive;
- Report on the potential ecological coherence of marine protected areas in support of the Marine Framework Strategy Directive's implementation agenda;
- Operationalise the SEBI2020 (European streamlined biodiversity indicators) to support the review of EU BD Strategy to 2020 and continue support to the Mapping and Assessment of Ecosystems and their Services activity (MAES);
- Publish the first European accounts on ecosystems extent and conditions, and contribute further to the Knowledge Innovation Project on Natural Capital Accounting.

##### **Strategic area 2: Assessing systemic challenges**

- Publish a third report on progress towards a circular economy in Europe;
- Publish a first report on sustainability transitions building on SOER 2015;
- Indicators and indicator-based analysis that will contribute to the monitoring of the 7th EAP;
- Prepare the SOER 2020 report project plan.

##### **Strategic area 3: Knowledge co-creation, sharing and use**

- Continue the strengthening of Eionet inter alia via enhancement of links to relevant actors and networks in the context of the Environmental Knowledge Community;
- In cooperation with Eionet, DGs ENV, CLIMA, RTD and ESTAT, support the adaptation of relevant reporting frameworks to underpin the monitoring and review process of the UN-driven Sustainable Development Goals;
- Continue the implementation of externally funded activities under Copernicus and European Neighbourhood programmes, supporting the establishment of structures modelled in line with Eionet and SEIS concepts.

##### **Strategic area 4: EEA management**

- Track the Commission-led process to evaluate and propose changes to the EEA/Eionet Regulation and clarify impacts on the timing and substance of EEA Multiannual programming (mandate, tasks, budgetary and staff resources).

## III.1.2 KEY OUTPUTS – PRODUCTION PLAN

|     | Project group   | Reports and assessments | Indicators | Information systems | Contributions and joint products | Data and maps | Workshops and meetings | Communication products | Corporate products |
|-----|---|-------------------------|------------|---------------------|----------------------------------|---------------|------------------------|------------------------|--------------------|
| 1.1 | Air pollution, transport and noise                                    | X                       | X          |                     | X                                | X             | X                      |                        |                    |
| 1.2 | Industrial pollution  | X                       | X          | X                   | X                                | X             | X                      |                        |                    |
| 1.3 | Climate change mitigation and energy                                  | X                       | X          | X                   | X                                | X             | X                      |                        |                    |
| 1.4 | Climate change impacts, vulnerability and adaptation                  | X                       | X          | X                   | X                                |               | X                      |                        |                    |
| 1.5 | Water management, resources and ecosystems                            | X                       | X          | X                   | X                                | X             | X                      |                        |                    |
| 1.6 | Marine and coastal environment and maritime activities                | X                       |            | X                   | X                                | X             | X                      |                        |                    |
| 1.7 | Biodiversity, ecosystems, agriculture and forests                     | X                       | X          | X                   | X                                | X             | X                      |                        |                    |
| 1.8 | Urban, land use and soil  | X                       | X          |                     | X                                | X             | X                      |                        |                    |
| 1.9 | Waste and material resources  | X                       |            |                     | X                                |               | X                      |                        |                    |
| 2.1 | Resource-efficient economy and the environment                        | X                       |            |                     | X                                |               | X                      |                        |                    |
| 2.2 | Environment, human health and well-being                              |                         |            |                     | X                                | X             | X                      |                        |                    |
| 2.3 | Megatrends and transitions  | X                       |            | X                   |                                  |               | X                      |                        |                    |
| 2.4 | Sustainability assessments and state of the environment reporting     | X                       |            |                     | X                                |               | X                      |                        |                    |
| 3.1 | Networking and partnerships   |                         |            |                     | X                                | X             | X                      |                        |                    |
| 3.2 | Technical systems development   |                         |            | X                   |                                  |               | X                      |                        |                    |
| 3.3 | Monitoring, data and information management                           | X                       | X          |                     |                                  | X             |                        |                        |                    |
| 3.4 | Communication, outreach and user analysis                             |                         |            | X                   |                                  |               | X                      | X                      | X                  |
| 3.5 | Quality management and operational services                           |                         |            | X                   |                                  |               |                        |                        | X                  |
| 3.6 | Copernicus operational services                                       | X                       |            | X                   |                                  | X             |                        |                        |                    |
| 3.7 | Capacity building in West Balkan and European Neighbourhood countries |                         |            |                     | X                                |               | X                      |                        |                    |
| 4.1 | Governance and management   |                         |            |                     |                                  |               |                        |                        | X                  |
| 4.2 | Administration  |                         |            |                     |                                  |               |                        |                        | X                  |



## III.2. ACTIVITIES

### III.2.1 STRATEGIC AREA 1: INFORMING POLICY IMPLEMENTATION (OPERATIONAL)

#### SA1.1 Air pollution, transport and noise

##### Overview

##### Multiannual objective (MAWP)

*To support and inform policy development and implementation in the areas of air pollution, transport and environment, and noise by means of data, information/indicators and assessments.*

##### 2017 highlights

- Support the European Commission and EEA member countries with implementation of reporting obligations on air quality, air pollutant emissions, CO<sub>2</sub> emissions from cars, vans and heavy-duty vehicles, fuel quality and noise.
- Publication of updated assessments on ‘Air Quality in Europe’, ‘Transport and Environment (TERM)’ and ‘Noise in Europe’.

##### Main ETC partner

ETC/ACM.

##### Objectives, indicators and outputs

##### Specific multiannual objectives (MAWP)

1. *To collect, process, quality-assure, store and disseminate historical and where possible up-to-date (i.e. near real time) data underpinning these policies;*
2. *To support countries with the reporting of data towards the European Commission, the UNECE Convention on Long-range Transboundary Air Pollution (CLRTAP) and the EEA;*
3. *To adapt and further develop EEA information systems (e.g. Reportnet, databases, viewers) to accommodate anticipated changes in country reporting;*
4. *To make use of Copernicus atmosphere services to support the EEA data and information products on air quality, including near real time data;*
5. *To support countries and the European Commission with relevant analyses and compilations of the reported information and with direct policy support;*
6. *To track progress towards, and provide outlooks for, the achievement of targets as defined in relevant EU and international legislation, including the long-term objectives of minimising impacts from air pollution and the decarbonisation of the transport sector;*



## EEA Programming Document 2017–2019

7. *To produce integrated and targeted assessments of air pollution, noise and transport and environment, the impacts on human health, climate change and the environment and the effectiveness and co-benefits of policies and measures in these areas as well as in related environmental areas;*
8. *To increase knowledge and understanding of the inter-linkages between air pollution and climate change, pursuing an integrated approach to promote efficiencies and improved implementation.*

### Multiannual performance indicators (MAWP)

1. *Data reported by EEA member countries collected, processed, quality-assured, stored, and disseminated according to agreed deadlines in a timely manner;*
2. *EEA member countries assisted effectively in their reporting, and capacity-building support provided as needed;*
3. *EEA member countries and the European Commission supported in a timely manner with relevant analysis and compilations of reported information and with direct policy support;*
4. *EEA information systems adapted and improved to accommodate changes in reporting and user needs;*
5. *Sound, timely, and policy-relevant indicators and assessments, including policy effectiveness assessments, of air pollution, transport and environment and noise, interactions between various environmental areas and policies, and impacts on health, on the environment, climate change and on the economy.*

### Outputs

| Description  | Type                    | Key partners   | Justification/legal reference  | Specific objective(s) | Performance indicator(s) |
|--|-------------------------|--|--|-----------------------|--------------------------|
| Air quality in Europe 2017 report  | Reports and assessments | Eionet NRCs Air Quality, and Mitigation of air pollution and climate change, DG ENV, WHO | Ambient Air Quality Directive (2008/50/EC); Fourth Air Quality Daughter Directive 2004/107/EC, National Emission Ceilings Directive (2001/81/EC) | 5, 6, 7               | 3, 5                     |
| Annual Transport and Environment Reporting Mechanism report (TERM)   | Reports and assessments | EP, DG CLIMA, DG MOVE, DG ENV, Eionet NRCs Environment and Transport                     | Transport White Paper (COM/2011/0044); other relevant Regulations and Directives   | 5, 6, 7               | 3, 5                     |
| Noise in Europe 2017 report  | Reports and assessments | Eionet NRCs Noise, DG ENV, WHO   | Environmental Noise Directive (2002/49/EC)   | 5, 6, 7               | 3, 5                     |
| Annual reports: reporting status under NEC Directive; EU emissions inventory report under LRTAP Convention | Reports and assessments | Eionet NRCs Mitigation of air pollution and climate change, DG ENV, MS                   | National Emission Ceilings Directive (2001/81/EC); LRTAP Convention and its protocols  | 1, 2, 5               | 1, 2, 3                  |

## EEA Programming Document 2017–2019

| Description   | Type                             | Key partners   | Justification/legal reference   | Specific objective(s) | Performance indicator(s) |
|---|----------------------------------|--|---|-----------------------|--------------------------|
| Annual reports: Monitoring CO <sub>2</sub> emissions from passenger cars and vans; Fuel Quality Directive reporting | Reports and assessments          | DG CLIMA, DG MOVE, MS  | Regulations on CO <sub>2</sub> from passenger cars (No 443/2009) and vans (no 510/2011); Fuel Quality Directive (2009/30/EC)                                      | 1, 5                  | 1, 2, 3                  |
| Technical studies supporting air pollution, transport and noise assessment reports                                  | Contributions and joint products | DG ENV, DG JRC   | Ambient Air Quality Directive (2008/50/EC); Fourth Air Quality Daughter Directive 2004/107/EC, Environmental Noise Directive (2002/49/EC)                         | 5, 6, 7               | 3, 5                     |
| Updated country fact sheets on air pollution and noise  | Reports and assessments          | Eionet NRCs Air Quality, and Mitigation of air pollution and climate change, DG ENV  | EC Air quality package, Ambient Air Quality Directive (2008/50/EC), National Emission Ceilings Directive (2001/81/EC), Environmental Noise Directive (2002/49/EC) | 5, 6                  | 3, 5                     |
| Updated indicators at European level on air pollutant emissions, air quality, noise, transport and environment      | Indicators                       | Eionet NRCs Air Quality, Mitigation of air pollution and climate change, Environment and Transport, and Noise<br>DG ENV, DG CLIMA, DG MOVE, DG ESTAT, DG JRC, DG AGRI<br>LRTAP Convention CCE, WHO | EEA, Europe 2020 Semester; resource efficiency scoreboard; EU SDS   | 5, 6                  | 3, 5                     |
| Updated compilations of air quality data sets, including for cities   | Data and maps                    | Eionet NRCs Air quality, MS, DG ENV, DG JRC, DG ESTAT, DG REGIO  | Ambient Air Quality Directive (2008/50/EC), Air Quality Implementing Decision (2011/850/EU)   | 1, 3                  | 1, 2, 4                  |

## EEA Programming Document 2017–2019

| Description  | Type                             | Key partners  | Justification/legal reference   | Specific objective(s) | Performance indicator(s) |
|--|----------------------------------|---|---|-----------------------|--------------------------|
| Updated compilations of air pollutant emission data  | Data and maps                    | Eionet NRCs Mitigation of air pollution and climate change, MS, DG ENV, DG JRC, EMEP, CEIP                | National Emission Ceilings Directive (2001/81/EC), LRTAP Convention and its Protocols   | 1, 3                  | 1, 2, 4                  |
| Updated compilations of data of CO <sub>2</sub> and NO <sub>x</sub> emissions from new cars and vans           | Data and maps                    | MS, DG CLIMA, DG ENV, DG JRC  | Regulations on the monitoring of CO <sub>2</sub> emissions from new passenger cars and light-duty vehicles (443/2009, 510/2011), Ambient Air Quality Directive (2008/50/EC), National Emission Ceilings Directive (2001/81/EC)                                  | 1, 3                  | 1, 2, 4                  |
| Updated compilations of noise data   | Data and maps                    | Eionet NRCs Noise, MS, DG ENV   | Environmental Noise Directive (2002/49/EC)  | 1, 3                  | 1, 2, 4                  |
| Updated air quality maps for EEA member countries  | Data and maps                    | Eionet NRCs Air quality, DG ENV, EMEP   | Ambient Air Quality Directive (2008/50/EC); Fourth Air Quality Daughter Directive 2004/107/EC   | 4, 5                  | 3, 4                     |
| Annual Eionet workshops on air pollutant emissions, on air quality, on transport and environment, and on noise | Workshops and meetings           | Eionet NRCs Air quality, Mitigation of air pollution and climate change, Environment and Transport, Noise | EEA/Eionet Regulation   | 2                     | 2                        |
| Provision of policy support  | Contributions and joint products | European Parliament, European Commission (DG ENV, DG CLIMA), LRTAP Convention, EEA member countries       | Air Quality Directives and implementing provisions, National Emission Ceilings Directive, LRTAP Convention and its protocols, Environmental Noise Directive, Regulations for monitoring of CO <sub>2</sub> from new passenger cars and light-duty vehicles etc. | 2, 5                  | 3, 5                     |

## EEA Programming Document 2017–2019

---

| <b>Description</b>   | <b>Type</b>                      | <b>Key partners</b>   | <b>Justification/legal reference</b> | <b>Specific objective(s)</b> | <b>Performance indicator(s)</b> |
|--|----------------------------------|---|--------------------------------------|------------------------------|---------------------------------|
| Cooperation with Copernicus Atmosphere Monitoring Service (CAMS), including CAMS input into an online European Air Quality Index and participation in relevant CAMS meetings | Contributions and joint products | CAMS/ECMWF (European Centre for Medium-Range Weather Forecasts) | Copernicus Regulation                | 4                            | 4                               |

## SA1.2 Industrial pollution

### Overview

#### Multiannual objective (MAWP)

*To support and inform policy development and implementation in the area of emissions from industrial sources by means of data, information/indicators and assessments.*

#### 2017 highlights

- Support the European Commission, EEA member countries and companies with implementation of reporting obligations on industrial point-sources (European Pollutant Release and Transfer Register and Industrial Emissions Directive), Ozone Depleting Substances (ODS) and Fluorinated gases (F-gases).
- Status reports on ODS, F-gases and the implementation of EU ETS in Member States.

#### Main ETC partner

ETC/ACM.

### Objectives, indicators and outputs

#### Specific multiannual objectives (MAWP)

1. *To support countries and companies with existing and future requirements for reporting data on industrial sources to the European Commission and the EEA;*
2. *To manage efficiently and effectively the annual data-flows related to the Fluorinated Greenhouse gases (F-Gases) and Ozone Depleting Substances (ODS) Regulations;*
3. *To support the European Commission and countries by performing data QA/QC activities, preparing summary reports, supporting the respective policy processes. To support the annual EU submission on ODS to the Montreal Protocol;*
4. *To deliver targeted indicators and cross-cutting assessments identifying the environmental, health and economic impacts of pollutant releases from industrial facilities to air, water, soil, and in waste, including studies assessing the effectiveness of industrial emissions mitigation policies, costs of pollution from industrial facilities and identifying co-benefits of policy measures in these areas;*
5. *To identify opportunities for consolidation and streamlining across these and related reporting processes (together with the European Commission, member countries and other partners).*

#### Multiannual performance indicators (MAWP)

1. *Data reported by EEA member countries (and/or economic operators) collected, processed, quality assured, stored and disseminated according to agreed deadlines in a timely manner;*

## EEA Programming Document 2017–2019

2. *EEA member countries and industry assisted effectively in their data reporting towards the European Commission, international bodies and the EEA; reporting consolidated and streamlined where possible; support capacity-building provided as needed;*
3. *EEA information systems adapted and improved to accommodate changes in reporting and user needs;*
4. *EEA member countries and the European Commission supported in a timely manner with relevant analysis and compilations of reported information and with direct policy support;*
5. *Sound, timely and policy-relevant indicators and assessments, including policy effectiveness assessments, of industrial pollution and impacts on the environment, health and economy and of co-benefits of policy measures undertaken in these areas.*

### Outputs

| Description   | Type                    | Key partners  | Justification/legal reference   | Specific objective(s) | Performance indicator(s) |
|---|-------------------------|---|---|-----------------------|--------------------------|
| Annual internal EU reports (confidential) on ODS and F-gases, EU submission on ODS to the Montreal Protocol   | Reports and assessments | DG CLIMA, single contact points in Member States (MS), companies  | F-Gas Regulation (517/2014/EC), ODS Regulation (1005/2009/EC), Montreal Protocol  | 1, 2, 3               | 1–4                      |
| Annual technical reports on the trade and production of ODS and F-gases   | Reports and assessments | DG CLIMA, single contact points in MS, companies  | F-Gas Regulation (517/2014/EC), ODS Regulation (1005/2009/EC), Montreal Protocol  | 1, 2, 3               | 1–4                      |
| Annual technical report on the application of the EU ETS in Member States   | Reports and assessments | DG CLIMA, MS  | EU ETS Directive (2003/87/EC)   | 1, 2, 3               | 1, 2, 3, 5               |
| Updated indicators at European level on ODS and F-gases, revision of indicator on F-gases and further development of the industrial pollution indicator framework | Indicators              | DG ENV, DG CLIMA, MS, Eionet NRCs Industrial Pollution, Montreal Protocol, relevant industry stakeholders | F-Gas Regulation (517/2014/EC), ODS Regulation (1005/2009/EC), Montreal Protocol, Industrial Emissions Directive (2010/75/EU), Large Combustion Plant Directive (2001/80/EC), E-PRTR Regulation (166/2006/EC), industrial emissions policy area | 4                     | 5                        |

## EEA Programming Document 2017–2019

| Description  | Type                                 | Key partners  | Justification/legal reference  | Specific objective(s) | Performance indicator(s) |
|--|--------------------------------------|---|--|-----------------------|--------------------------|
| Country fact sheets on environmental pressures from industry   | Reports and assessments              | Eionet NRCs<br>Industrial Pollution and other relevant thematic NRCs,<br>DG ENV, DG CLIMA, MS, relevant industry stakeholders | Industrial Emissions Directive (2010/75/EU), Large Combustion Plant Directive (2001/80/EC), E-PRTR Regulation (166/2006/EC), industrial emissions and relevant thematic areas (such as air pollution, water, waste, policy energy) | 4                     | 5                        |
| Updated compilation and publication of E-PRTR data sets (including publication on E-PRTR website hosted by EEA)                            | Data and maps<br>Information systems | Eionet NRCs<br>Industrial Pollution, DG ENV, MS, E-PRTR Committee members, UNECE PRTR Secretariat, OECD PRTR Task force       | E-PRTR Regulation (166/2006/EC)  | 1, 2, 3               | 1–4                      |
| Updated compilation and publication of LCP data  | Data and maps                        | Eionet NRCs<br>Industrial Pollution, DG ENV, MS   | LCP Directive (2001/80/EC)   | 1, 2, 3               | 1, 2, 3                  |
| Updated (confidential) compilation ODS and F-gases provided  | Data and maps                        | DG CLIMA, single contact points in Member States (MS), companies  | F-Gas Regulation (517/2014/EC), ODS Regulation (1005/2009/EC)  | 1, 2, 3               | 1, 2, 3                  |
| Support to development of IED reporting framework and integrated E-PRTR & LCP reporting framework, and to the update of the E-PRTR website | Contributions and joint products     | Eionet NRCs<br>Industrial Pollution, DG ENV, Eionet, MS reporters   | Industrial Emissions Directive (2010/75/EU), E-PRTR Regulation (166/2006/EC)   | 1, 5                  | 3                        |

## EEA Programming Document 2017–2019

| Description  | Type                             | Key partners   | Justification/legal reference  | Specific objective(s) | Performance indicator(s) |
|--|----------------------------------|--|--|-----------------------|--------------------------|
| Annual Eionet workshop on industrial pollution                           | Workshops and meetings           | Eionet NRCs<br>Industrial Pollution  | EEA/Eionet Regulation  | 1, 2                  | 1, 3                     |
| Provision of policy support  | Contributions and joint products | DG ENV, DG CLIMA, UNECE PRTR Protocol, UN Montreal Protocol, OECD                        | F-Gas Regulation (517/2014/EC), ODS Regulation (1005/2009/EC), EU ETS Directive (2003/87/EC), LCP Directive (2001/80/EC), Industrial Emissions Directive (2010/75/EU), PRTR Protocol, Montreal Protocol, E-PRTR Regulation (166/2006/EC) | 4, 5                  | 4, 5                     |
| Streamlining of industrial emissions data collection processes under IED | Contributions and joint products | Eionet NRCs<br>Industrial Pollution, DG ENV, DG CLIMA, IEEG members, E-PRTR expert group | Industrial Emissions Directive (2010/75/EU), E-PRTR Regulation (166/2006/EC), EU ETS EU ETS Directive (2003/87/EC), UNECE PRTR Protocol, LRTAP Convention, National Emission Ceilings Directive (2001/81/EC)                             | 5                     | 2, 3                     |



## SA1.3 Climate change mitigation and energy

### Overview

#### Multiannual objective (MAWP)

*To support and inform policy developments and implementation in the areas of climate change mitigation and energy by means of data, information/indicators and assessments.*

#### 2017 highlights

- Support the reporting and monitoring of Member State and EU GHG emissions, their climate change mitigation policies and measures (PAMs) and to track progress towards EU and international emission targets.
- Publication of updated greenhouse gas and energy datasets, including policies and measures as well as greenhouse gas projections.
- Publication of updated assessments on renewable energy, energy efficiency and progress of by EU and EEA member countries towards meeting climate mitigation and energy targets.

#### Main ETC partner

ETC/ACM.

### Objectives, indicators and outputs

#### Specific multiannual objectives (MAWP)

1. *To support strengthened, streamlined and quality assured monitoring, reporting, and verification activities and associated outputs;*
2. *To deliver timely, policy relevant assessments of drivers and progress towards 2020 targets, policy effectiveness, cost of pollution, technology developments and analyses of synergies and trade-offs between policy areas;*
3. *To support countries with the reporting of data towards the European Commission and the EEA (as well as the UNFCCC under the second commitment period of the Kyoto Protocol);*
4. *To increase knowledge and understanding of inter-linkages between air pollution and climate change, pursuing an integrated approach to promote efficiencies and improved implementation.*

#### Multiannual performance indicators (MAWP)

1. *Data reported by EEA member countries collected, processed, quality-assured, stored and disseminated according to agreed deadlines in a timely manner;*
2. *EEA member countries assisted effectively in their reporting, and capacity-building support provided as needed;*
3. *EEA member countries and the European Commission supported in a timely manner with relevant analysis, compilations of reported information, and direct policy support;*
4. *EEA information systems adapted and improved to accommodate changes in reporting and user needs;*

## EEA Programming Document 2017–2019

5. *Sound, timely, and policy-relevant indicators and assessments, including policy effectiveness assessments, on past and future effects and/or combined sets of policies and measures in the fields of climate change mitigation and energy.*

### Outputs

| Description  | Type  | Key partners                           | Justification/legal reference  | Specific objectives(s) | Performance indicator(s) |
|--|---|--|--|------------------------|--------------------------|
| Assistance to the European Commission in relation to Articles 6-9, 12-19, 21, 22 and 24 of the EU GHG Monitoring Mechanism Regulation (525/2013/EC)  | Reports and assessments<br>Data and maps<br>Information systems | DG CLIMA, MS                           | EU GHG Monitoring Mechanism Regulation (525/2013/EC) and Implementing/Delegated Acts                         | 1, 3                   | 1-4                      |
| Implementation of the second annual review of Member States' GHG emission inventories under the Effort Sharing Decision  | Contributions and joint products                                | DG CLIMA, MS                           | EU GHG Monitoring Mechanism Regulation (525/2013/EC) and Implementing/Delegated Acts                         | 1, 3                   | 1, 3, 4                  |
| Technical report: EU GHG inventory 1990–2015 (Official EU submission to UNFCCC); assessment of reasons behind past GHG emission trends; support to Member States, GHG inventory reporting  | Reports and assessments   | UNFCCC, DG CLIMA, DG ESTAT, DG JRC, MS | UNFCCC, Kyoto Protocol, EU GHG Monitoring Mechanism Regulation (525/2013/EC) and Implementing/Delegated Acts | 1, 3                   | 1, 5                     |
| Provision of policy support to the EU in the context of UNFCCC, including support to the annual review of the EU inventory under the Convention and the Protocol, the review of the initial report for CP2 and the Biannual Report | Contributions and joint products                                | UNFCCC, DG CLIMA, MS                   | UNFCCC, IPCC, EU GHG Monitoring Mechanism Regulation, EU ETS Directive, 2030 proposal, 2050 roadmap          | 1, 3                   | 1, 2                     |

## EEA Programming Document 2017–2019

| Description  | Type                    | Key partners  | Justification/legal reference  | Specific objectives(s) | Performance indicator(s) |
|--|-------------------------|---|--|------------------------|--------------------------|
| Approximated EU GHG inventory, renewable energy and energy efficiency data for the year 2016   | Reports and assessments | UNFCCC, DG CLIMA, DG ESTAT, DG JRC, MS  | UNFCCC, Kyoto Protocol, EU GHG Monitoring Mechanism Regulation (525/2013/EC) and Implementing/Delegated Acts                     | 1, 3                   | 1, 2, 5                  |
| Updated EEA Climate Change Data Centre with relevant EU greenhouse gas and energy data sets, including policies and measures (PAMS) and projections and EU ETS information; country profiles | Data and maps           | DG CLIMA, DG ESTAT, DG JRC, MS  | EU GHG Monitoring Mechanism Regulation (525/2013/EC) and Implementing/Delegated Acts   | 1, 2                   | 3, 4, 5                  |
| Annual Eionet workshop on climate change mitigation and energy   | Workshops and meetings  | Eionet NRCs Energy and Mitigation of air pollution and climate change, DG CLIMA, DG ENER, DG ESTAT            | EEA/Eionet Regulation  | 2                      | 3, 5                     |
| Updated indicators at European level on climate change mitigation and energy   | Indicators              | Eionet, DG ESTAT  | EEA/Eionet Regulation  | 2                      | 5                        |
| EEA report: Progress towards meeting GHG emissions, energy efficiency and renewable energy targets in Europe (Annual 'Trends and Progress' report)   | Reports and assessments | Eionet NRCs Energy and Mitigation of air pollution and climate change, DG CLIMA, DG ENER, DG JRC, Eionet, IEA | UNFCCC, 2030/50 roadmaps, EU GHG Monitoring Mechanism Regulation (525/2013/EC) and Implementing/Delegated Acts, EU ETS Directive | 2                      | 3, 5                     |
| Assessment on long term climate and energy transitions and the environmental impacts   | Reports and assessments | Eionet NRCs Energy and Mitigation of air pollution and climate change,  |  | 2, 4                   | 5                        |

## EEA Programming Document 2017–2019

| Description  | Type                             | Key partners                                     | Justification/legal reference                           | Specific objectives(s) | Performance indicator(s) |
|--|----------------------------------|--|---|------------------------|--------------------------|
|  |                                  | DG CLIMA,<br>DG ENER                             |   |                        |                          |
| Support to the European Energy Union Report  | Contributions and joint products | DG CLIMA,<br>DG ENER,<br>DG MOVE                 | EU Energy Union   | 2                      | 3, 5                     |
| Annual update of the energy efficiency index to evaluate energy efficiency policies across countries and sectors and their impact on meeting energy efficiency targets | Reports and assessments          | DG CLIMA,<br>DG ENER, Eionet<br>NRCs Energy, IEA | 2020 and 2030 Climate and Energy targets.               | 2                      | 5                        |
| Technical report: progress in renewable energy   | Reports and assessments          | Eionet NRCs<br>Energy, DG CLIMA,<br>DG ENER      | 2020 and 2030 Climate and energy targets, Energy Union. | 2, 4                   | 3, 5                     |

## SA1.4 Climate change impacts, vulnerability and adaptation

### Overview

#### Multiannual objective (MAWP)

*To support and inform policy development and implementation in the area of climate change impacts, vulnerability, and adaptation by means of data, information/indicators and assessments.*

#### 2017 highlights

- Support to the European Commission's 2017 review of the 2013 EU climate change adaptation strategy (including follow-up work after the 2016 report on climate change impacts and vulnerability and the 2016 report on urban adaptation, updating and improving the European Climate Change Adaptation platform and supporting the development of adaptation indicators, the latter to be further defined).
- Assessment and methodological work on monitoring, reporting and evaluation of national adaptation policies.
- Publication of an EEA report on the linkages and synergies between climate change adaptation and disaster risk reduction.

#### Main ETC partner

ETC/CCA.

### Objectives, indicators and outputs

#### Specific multiannual objectives (MAWP)

1. *To provide up-to-date information and indicators on impacts, vulnerability, and adaptation to climate change (including disaster risk reduction) and to provide access to Copernicus climate change information services in the European Climate Adaptation Platform, Climate-ADAPT;*
2. *To support the implementation of the EU Climate Change Adaptation Strategy, including maintaining Climate-ADAPT and steering its development together with the European Commission;*
3. *To support countries with the reporting of data to the European Commission and the EEA;*
4. *To help policymakers plan and implement transnational, national and sub-national (in particular cities) adaptation policies and also to help monitor their implementation;*
5. *To support the development and monitoring of adaptation policies in the EU by assessing, with appropriate partners where needed, topics such as costs and benefits of adaptation; green infrastructure and spatial planning, transport and energy systems; and indicators for monitoring and evaluating adaptation actions implemented by the private sector.*

#### Multiannual performance indicators (MAWP)

1. *EEA member countries supported in an effective and timely manner in their development and implementation of national adaptation strategies;*
2. *EEA member countries assisted effectively in their reporting to the EU, and capacity-building support provided as needed;*

## EEA Programming Document 2017–2019

3. *EEA member countries and the European Commission supported in a timely manner with relevant analysis, compilations of reported information, and direct policy support;*
4. *EEA information systems (Climate-ADAPT) adapted and improved to accommodate changes in reporting and user needs, increased user uptake;*
5. *Sound, timely, and policy-relevant indicators and assessments, including assessments of policy preparedness/effectiveness and/or combined sets of policies and measures, in the fields of climate change impacts, vulnerability, and adaptation.*

### Outputs

| Description  | Type                | Key partners  | Justification/legal reference  | Specific objectives(s) | Performance indicator(s) |
|--|---------------------|---|--|------------------------|--------------------------|
| Updated indicators on climate change, impacts and vulnerability (after publication of the related EEA report end 2016)   | Indicators          | DG CLIMA, DG ENV, DG JRC, DG RTD, WHO, ECDC, ECMWF (European Centre for Medium-Range Weather Forecasts), Eionet NRCs for climate change impacts, vulnerability and adaptation | EU Adaptation strategy (Commission communication) and review in 2017<br>7th EAP  | 1                      | 5                        |
| Updated and improved content on cities in the European Climate Change Adaptation Platform Climate-ADAPT  | Information systems | DG CLIMA, DG ENV, DG RTD, DG ECHO, DG REGIO, ICLEI, Covenant of Mayors, ISDR, WHO, Eionet NRCs for climate change impacts, vulnerability and adaptation                       | EU Adaptation strategy (Commission communication) and review in 2017<br>EU Urban Agenda<br>7th EAP   | 4                      | 4                        |
| Updated and improved European Climate Change Adaptation Platform Climate-ADAPT (regular content updating including voluntary provision by countries of updated country pages; various improved functionalities); user interaction (webinars, newsletter, meetings); overall review of the platform; revision of the work plan. | Information systems | DG CLIMA, DG ENV, DG JRC, DG RTD, DG ECHO, DG REGIO, WHO, ECDC, ISDR, Regional conventions, EPA Network, Eionet NRCs for climate change impacts, vulnerability and adaptation | EU Adaptation strategy (Commission communication) and review in 2017<br>7th EAP, Europe 2020 Strategy<br>European Commission /EEA Work plan on Climate-ADAPT | 2                      | 4                        |

## EEA Programming Document 2017–2019

| Description   | Type                             | Key partners   | Justification/legal reference   | Specific objectives(s) | Performance indicator(s) |
|---|----------------------------------|--|---|------------------------|--------------------------|
| Assessment report on links between climate change adaptation and disaster risk reduction  | Reports and assessments          | DG CLIMA, DG ENV, DG ECHO, DG JRC, DG RTD, ISDR, Eionet NRCs for climate change impacts, vulnerability and adaptation  | EU Adaptation strategy (Commission communication) and review in 2017<br>EU civil protection and disaster risk reduction policies (including the Civil Protection Mechanism)<br>Floods Directive | 4, 5                   | 3, 5                     |
| Assessment and methodological work on monitoring, reporting and evaluation of national adaptation policies  | Contributions and joint products | DG CLIMA, Eionet NRCs for climate change impacts, vulnerability and adaptation   | EU Adaptation strategy (Commission communication) and review in 2017  | 4                      | 1, 3, 5                  |
| Eionet workshop on climate change impacts, vulnerability and adaptation (and expert meetings)   | Workshops and meetings           | DG CLIMA, Eionet NRCs for climate change impacts, vulnerability and adaptation   | EEA/Eionet Regulation   | 2, 3                   | 1, 2                     |
| Contribution to the Commission (DG CLIMA) Covenant of Mayors Adapt initiative and the regular ICLEI conference on urban adaptation<br>Contributions to other conferences and meetings, including the 2017 European Climate Change Adaptation conference (Glasgow, Scotland)<br>Collaboration with ECMWF, link to and use of the Copernicus climate change service | Workshops and meetings           | DG CLIMA, Mayors Adapt, ICLEI<br><br>UNFCCC, IPCC, ISDR, WHO, UNEP-PROVIA (Global Programme of Research on Climate Change Vulnerability, Impacts and Adaptation), EPA network<br><br>Copernicus climate change service | EU Adaptation strategy (Commission communication) and review in 2017<br><br>Copernicus regulation   | 1, 4                   | 1, 2, 3                  |

## SA1.5 Water management, resources and ecosystems

### Overview

#### Multiannual objective (MAWP)

*To support and inform policy development and implementation in the area of water management, resources and ecosystems by means of data, information/indicators and assessments.*

#### 2017 highlights

- 2017 EEA State of European Water assessment report analysing the reporting of Member States for the 2nd RBMPs under the WFD. WISE-SoE reported data available to EEA will complement the assessment also addressing non-EU member states where suitable.
- Contribution to State of Water assessment (WFD; status and pressures assessment) for coastal and transitional waters and in connection with the 1st round of reporting under the Floods Directive.
- Continue work on water quantity and accounts (with specific focus on water scarcity and resource efficiency). Specifically: publish the combined assessment of the WFD water exploitation index (WEI+) with the EEA CSI 018 on the use of freshwater resources including updating of the related water resource efficiency indicators (WREI04); publication of the updated version of Ecrins (European catchments and Rivers network system).
- Make available the latest annual data on bathing water quality in Europe.
- Progress on the assessment of chemicals in water in relation to the 2019 review of the Water Framework Directive and other Directives considering emissions to water. Work linked to activities on health and environment and on contaminants in marine waters (case study-based).
- Progress work on EEA freshwater ecosystem assessments (MAES and natural capital component) to support the EU coordinated implementation of biodiversity, water and marine policies.
- Within the WFD and FD contexts, progress the planning of work on hydromorphology and synergies across Directives, and floods.

#### Main ETC partner

ETC/ICM.

### Objectives, indicators and outputs

#### Specific multiannual objectives (MAWP)

1. *To collect, process, quality-assure and disseminate data underpinning freshwater related policies;*
2. *To support countries with the reporting of data to the European Commission and the EEA;*
3. *To further develop the Water Information System for Europe (WISE) so that it: better supports the implementation of water-related policies, link to marine policies and accommodates changes in country reporting;*
4. *To track progress towards – and provide outlooks for – the achievement of targets as defined in relevant EU legislation, including the objective of achieving good ecological status in Europe's water bodies;*



## EEA Programming Document 2017–2019

5. *To assess the state of Europe’s water resources and ecosystems and the effectiveness and co-benefits of policies and measures in these areas as well as in related environmental areas.*

### Multiannual performance indicators (MAWP)

1. *Data reported by EU Member States and EEA member countries collected, processed, quality-assured, stored, and disseminated according to the agreed deadlines in a timely and reliable manner; additional data-reporting flows (UWWTD, Drinking Water Directive) established in line with the SIIF developments and additional data flows (NiDi) evaluated and established if possible;*
2. *EEA member countries assisted effectively in their reporting, and capacity-building support provided as needed;*
3. *EEA member countries and the European Commission supported in a timely manner with relevant analysis and compilations of reported information and with direct policy support;*
4. *EEA information systems adapted and improved to accommodate changes in reporting and user needs: full operation of WISE 2.0 achieved, linking with BISE and Climate-ADAPT, on the basis of the WISE Implementation plan 2013–2015, with all relevant upgrades and in full agreement with EU partners in WISE (ENV, ESTAT, JRC);*
5. *Sound, timely, and policy-relevant methodologies, indicators, and assessments, including policy-effectiveness analysis, in particular of Water Framework Directive (WFD) Second River Basement Management Plans and other water-related policies, applying environmental accounting methodologies and ecosystem (services) approaches.*

### Outputs

| Description   | Type                             | Key partners   | Justification/legal reference                 | Specific objective(s) | Performance indicator(s) |
|---|----------------------------------|--|---|-----------------------|--------------------------|
| 2017 EEA State of European Water assessment report analysing the reporting of Member States for the 2 <sup>nd</sup> RBMPs under the WFD. Assessment of pressures and status                       | Reports and assessments          | DG ENV, DG ESTAT, DG JRC, MS, Eionet NFPs & NRCs Water | WFD, EU Blueprint for Water (the ‘Blueprint’) | 4, 2                  | 5                        |
| Contribution to State of Water assessment (WFD; status and pressures assessment) for coastal and transitional waters and in connection with the 1st round of reporting under the Floods Directive | Contributions and joint products | DG ENV, DG ESTAT, DG JRC, MS, Eionet NRCs Water        | WFD, EU Blueprint for Water (the ‘Blueprint’) | 4, 2                  | 5                        |

## EEA Programming Document 2017–2019

| Description  | Type   | Key partners   | Justification/legal reference                       | Specific objective(s) | Performance indicator(s) |
|--|--|--|---|-----------------------|--------------------------|
| Support to the common implementation strategy under WFD and FD   | Workshops and meetings<br>Contributions and joint products | DG ENV, MS, Eionet<br>NRCs Water                               | EEA/Eionet Regulation,<br>WFD, FD, Blueprint        | 2, 3                  | 3, 4                     |
| Combined assessment of the WFD WEI+ with the EEA CSI 018 on the use of freshwater resources (Regular update of water accounts, the Water Exploitation Index (WEI+), CSI 018 and WREI 04) | Reports and assessments<br>Indicators<br>Data and maps     | DG ENV, DG ESTAT,<br>DG JRC, MS, Eionet<br>NRCs Water quantity | WFD, Blueprint, 7th EAP                             | 1, 2                  | 2, 5                     |
| Publication of the updated version of Ecrins   | Data and maps  | DG ENV, DG ESTAT,<br>DG JRC, MS, Eionet<br>NRCs Water          | WFD, FD, Blueprint, 7th<br>EAP                      | 1, 2                  | 2, 5                     |
| Make available the latest data on bathing water quality in Europe  | Reports and assessments<br>Data and maps                   | DG ENV, MS, Eionet<br>NRCs Water quality                       | BW Directive, WFD,<br>Blueprint, 7th EAP            | 4, 2                  | 5                        |
| Progress on assessment of chemicals in water in relation with the WFD review and other Directives considering emissions to water   | Contributions and joint products                           | DG ENV, MS, Eionet<br>NRCs Water<br>emissions                  | WFD, UWWWTD, BWD,<br>DWD, ND, Blueprint, 7th<br>EAP | 4, 2                  | 5                        |
| Updated core set of indicators on water  | Indicators   | Eionet NRCs Water,<br>DG ESTAT                                 | WFD, Blueprint                                      | 4                     | 5                        |
| WISE maintenance and developments in relation to Eionet core data flows and reporting (WISE SOE 1, 3, 4 and 5, WFD)  | Information systems  | DG ENV, MS, Eionet<br>NRCs Water                               | WFD, Blueprint, Inspire<br>Directive                | 3                     | 4                        |
| WISE maintenance and developments in relation to WFD, UWWTD and BWD data processing  | Information systems  | DG ENV, MS, Eionet<br>NRCs Water                               | WFD, Blueprint, Inspire<br>Directive                | 3                     | 4                        |
| Support to the development of the WISE portal, enabling a dissemination and sharing of the water information across the WFD and other water policies                                     | Information systems  | DG ENV, MS, Eionet<br>NFPs and NRCs<br>Water                   | WFD, Blueprint, Inspire<br>Directive                | 3                     | 4                        |

## EEA Programming Document 2017–2019

---

| <b>Description</b>         | <b>Type</b>            | <b>Key partners</b>           | <b>Justification/legal reference</b>  | <b>Specific objective(s)</b> | <b>Performance indicator(s)</b> |
|----------------------------|------------------------|-------------------------------|---------------------------------------|------------------------------|---------------------------------|
| Eionet Freshwater Workshop | Workshops and meetings | DG ENV, MS, Eionet NRCs Water | MAWP 2014–2020, EEA/Eionet Regulation | 2, 5                         | 1, 2                            |

## SA1.6 Marine and coastal environment and maritime activities

### Overview

#### Multiannual objective (MAWP)

*To support and inform policy development and implementation in the area of marine and coastal environment and maritime activities by means of data, information/indicators and assessments.*

#### 2017 highlights

- Initiate the preparation of the 2019 ‘Marine State of the Environment’ assessment (contribution to the Commission’s first evaluation report of the Marine Strategy Framework Directive (MSFD), under Article 20.3.b). The assessment will also be used in the marine contribution to the EEA 2020 ‘European ecosystem assessment’ report supporting Target 2/Action 5 of the EU Biodiversity Strategy to 2020.
- Initiate the preparation of the 2019 ‘Marine Messages II’ assessment (contribution to SOER2020, and to the implementation of the wider policy context relevant for the sustainable use of Europe’s seas, namely the Integrated Maritime Policy (IMP) and the 7th Environment Action Programme (7EAP). The assessment will also be used in the marine contribution to the EEA 2020 ‘European ecosystem assessment’ report supporting Target 2/Action 5 of the EU Biodiversity Strategy to 2020.
- Finalise the report on contaminants in marine waters (case study-based) as building block to ‘Marine Messages II’ and the ‘Marine State of the Environment’ assessment.
- Publish and disseminate a one-to-one policy relevant EU-level framework and methodology for assessing marine ecosystem service capacity to support Target 2/Action 5 of the EU Biodiversity Strategy to 2020.
- Progress towards marine ecosystem accounting to support Target 2/Action 5 of the EU Biodiversity Strategy to 2020, through developing the methodological basis for a ‘seafloor integrity’ account (for 2019).
- Continue support towards the implementation of WISE-Marine.
- Follow processes linked to UN-SDGs implementation/reporting and ocean governance.

#### Main ETC partner

ETC/ICM.

#### Objectives, indicators and outputs

##### Specific multiannual objectives (MAWP)

1. *To collect, process, quality-assure and disseminate data and information underpinning marine-related policies reflecting an ecosystem-based approach to management of the marine environment;*
2. *To support countries with the reporting of data and information to the European Commission and the EEA in fulfilment of their reporting obligations;*

## EEA Programming Document 2017–2019

3. *To develop and implement a marine component of the Water Information System for Europe (WISE), which is based on the principles of SEIS. Its objective is to support the implementation of marine-related policies and country reporting and to disseminate information to stakeholders and the public;*
4. *To make use of Copernicus marine services to support the EEA data and information products;*
5. *To track progress towards- and provide outlooks for – the achievement of targets as defined in relevant EU legislation, including the objective of achieving Good Environmental Status in European marine waters by developing indicators relevant to the eleven descriptors the Marine Strategy Framework Directive, as well as on socio-economic perspectives of human activities at sea that use or can impact the marine environment;*
6. *To assess the state of the marine environment ecosystems and environment and its ecosystems, the nature and scale of the anthropogenic pressures they are subject to, the socio-economic consequences of continued environmental degradation, as well as societal options for responding to these challenges.*

### **Multiannual performance indicators (MAWP)**

1. *Data reported by EEA member countries collected, processed, quality-assured, and disseminated according to the agreed deadlines in a timely and reliable manner;*
2. *EEA member countries assisted effectively in their reporting, and capacity-building support provided as needed;*
3. *EEA member countries and the European Commission supported in a timely manner with relevant analysis and compilations of reported information, and with direct policy support;*
4. *EEA information systems adapted and improved to accommodate changes in reporting and user needs: the marine component of WISE established;*
5. *Sound, timely and policy-relevant indicators and assessments, including policy-effectiveness analysis, building on agreed frameworks related to integrated marine/maritime assessments including socio-economic perspectives and the ecosystem (services) approach.*

### **Outputs**

| <b>Description</b>   | <b>Type</b>                      | <b>Key partners</b>                  | <b>Justification/legal reference</b>                            | <b>Specific objective(s)</b> | <b>Performance indicator(s)</b> |
|--|----------------------------------|--------------------------------------|---|------------------------------|---------------------------------|
| Initiate the preparation of 'Marine State of the Environment' assessment (contribution to MSFD Article 20.3.b; 2019, and marine contribution to the EEA 2020 'European ecosystem assessment' report supporting the EU Biodiversity Strategy (T2/A5)) | Contributions and joint products | DG ENV, MS, Regional Sea Conventions | MSFD (contribution to Article 20.3.b), EU Biodiversity Strategy | 5                            | 3                               |

## EEA Programming Document 2017–2019

| Description  | Type                             | Key partners  | Justification/legal reference   | Specific objective(s) | Performance indicator(s) |
|--|----------------------------------|---|---|-----------------------|--------------------------|
| Initiate the preparation of 'Marine Messages II' (contribution to SOER2020, and wider policy context relevant for the sea; 2019, and marine contribution to the EEA 2020 'European ecosystem assessment' report supporting the EU Biodiversity Strategy (T2/A5)) | Contributions and joint products | DG ENV, MARE, MS, Regional Sea Conventions  | Contribution to SOER2020 MSFD, IMP, EU Biodiversity Strategy, 7th EAP | 5                     | 3                        |
| Contaminants in marine waters (case study-based)   | Contributions and joint products | DG ENV, MS, Regional Sea Conventions  | MSFD (contribution to Article 20.3.b)                                 | 5                     | 3                        |
| One-to-one policy relevant EU-level framework and methodology for assessing marine ecosystem service capacity to support EU Biodiversity Strategy (T2/A5)  | Reports and assessments          | DG ENV, MS, Eionet NRCs BD & Ecosystems, Marine   | EU Biodiversity Strategy, MSFD, 7th EAP priority 1                    | 6                     | 5, 3                     |
| Development of methodological basis for a marine seabed ecosystem account on 'seafloor integrity' (from fishing pressure) to support EU Biodiversity Strategy (T2/A5)  | Contributions and joint products | DG ENV, DG JRC, DG ESTAT, MS, Eionet NRCs BD & Ecosystems, Marine                                 | EU Biodiversity Strategy, MSFD, 7th EAP priority 1                    | 6                     | 5, 3                     |
| Development of data, indicators, information products and assessment tools for WISE-Marine   | Data and maps                    | DG ENV, Regional Sea Conventions, DG JRC, DG-MARE, ICES, Eionet NRCs Marine, Coastal and Maritime | MSFD  | 3                     | 4                        |

## EEA Programming Document 2017–2019

| Description                                    | Type                   | Key partners  | Justification/legal reference | Specific objective(s) | Performance indicator(s) |
|--|------------------------|---|-------------------------------|-----------------------|--------------------------|
| MSFD Data flow reporting support for ReportNet | Data and maps          | DG ENV, Regional Sea Conventions, DG JRC, DG-MARE, ICES, Eionet NRCs Marine, Coastal and Maritime | MSFD                          | 3                     | 4                        |
| Eionet Marine Workshop                         | Workshops and meetings | Eionet NRCs Marine, Coastal and Maritime  | EEA Regulation, MSFD          | 2                     | 1                        |

## SA1.7 Biodiversity, ecosystems, agriculture and forests

### Overview

#### Multiannual objective (MAWP)

*To support and inform policy development and implementation in the area of biodiversity and ecosystems (natural capital), including agriculture and forests ecosystems, by means of data, information/indicators and assessments.*

#### 2017 highlights

- Nature reporting for the period 2013–2018: formats, technical guidelines and IT tools, agreed with Member States and Commission, and implemented by the EEA; develop the assessment framework for the 2019/20 analysis of reported data.
- The terrestrial part of the EUNIS habitats classification completed, the results integrated and presented in the EUNIS web application as reference information about European habitat types and corresponding implementation processes.
- Continued follow-up on the results of the mid-term review of Biodiversity Strategy to 2020, especially in relation to knowledge gaps. operationalisation of SEBI2020 (European streamlined indicators) to support the review of the implementation of the strategy, and contribute to the EC-coordinated EU Biodiversity Outlook.
- Develop and deliver data, information and thematic assessments of European agriculture and agro & forest ecosystems relevant to environmental policy, Common Agricultural Policy and EU forest strategy.
- To support and inform policy development and implementation in the area of biodiversity and natural capital (including ecosystem-based management) by means of data, information/indicators and assessments.
- Continue support to MAES 2nd phase process (BD2020 target 2 – action 5, and prospective analysis) relating consistently to aspects of green infrastructure and ecosystem restoration objectives; contribute to the regular production of ecosystem natural capital accounts.
- Continue support the EC-led process Environment Knowledge Community processes (inputs to Knowledge Innovation Project on ‘natural capital accounting’ and ‘limits of the planet’). Publish first accounts on ecosystem conditions and extent.
- Continue support to policy-science interface platforms (e.g. regional IPBES assessment, EKLIPSE advisory mechanism).

#### Main ETC partner

ETC/BD.

#### Objectives, indicators and outputs

##### Specific multiannual objectives (MAWP)

1. *To collect, process, quality assure and disseminate data and information on genes, species, habitats and ecosystems to support the Birds and Habitats Directives, the EU Biodiversity Strategy and related multilateral, regional and global policy agreements;*
2. *To assist the European Commission and the Member States with the reporting of data towards the implementation of the Nature Directives;*



- 3. To further develop EEA and shared information systems, in particular the Biodiversity Information System for Europe (BISE), in support to the above;*
- 4. To use biodiversity and ecosystems data, information and knowledge to inform and support the assessment of the implementation of related (agriculture, forests) and cross-cutting policy objectives (ecosystem-based management, water, marine, urban, regional) through topic assessments to track progress towards the achievement of biodiversity targets as defined in relevant EU and international policies through relevant indicators and assessments;*
- 5. To assess the status and trends of terrestrial and marine biodiversity, as well as pressures and possible impacts of measures related to biodiversity and ecosystems in relevant legislative instruments and policies (CAP and rural development, Forestry Strategy, and complementary to work in the areas on water and marine);*
- 6. To make use of Copernicus land monitoring services to support the bio-physical mapping and assessments of ecosystems and their services.*

### **Multiannual performance indicators (MAWP)**

- 1. Data reported by EEA member countries and other sources collected, processed, quality-assured, stored and disseminated according to the agreed deadlines in a timely and reliable manner;*
- 2. EEA member countries and European Commission assisted effectively in their nature directives reporting activities, and capacity-building support provided as needed;*
- 3. EEA member countries and the European Commission supported in a timely manner with relevant analysis and compilations of reported information within a direct policy context;*
- 4. EEA information systems developed according to the policy needs as emerging from the nature directives, the EU Biodiversity and Global Biodiversity strategies. To this end, full development and implementation of BISE (linking to other systems — e.g. WISE and Climate-ADAPT — as appropriate);*
- 5. Develop indicators and assessments based on sound, timely, and policy-relevant methodologies, including needs from policy-effectiveness analysis, in particular concerning the mid-term review of the Biodiversity Strategy to 2020 and sub-global/regional ecosystems assessments, as well in support to policy-science interface platforms at European and global levels (e.g. IPBES);*
- 6. Establish relevant partnerships with major operators in biodiversity monitoring, data gathering, and agriculture and forests ecosystems data and observation networks, in order to reinforce information provision as well as assessment capacities.*

## EEA Programming Document 2017–2019

### Outputs

| Description  | Type                             | Key partners                                       | Justification/legal reference   | Specific objective(s) | Performance indicator(s) |
|--|----------------------------------|--|---|-----------------------|--------------------------|
| Contributing to the maintenance and development of the Biodiversity Information System for Europe (BISE) in partnership with DG ENV in support of the knowledge base underpinning the EU Biodiversity Strategy to 2020 and CBD-Aichi targets (global)  | Information systems              | DG ENV, DG AGRI, DG ESTAT, DG JRC, DG CLIMA, MS    | EU Biodiversity Strategy to 2020 (mid-term review 2015);<br>7th EAP         | 1, 3                  | 4                        |
| Continue to develop EUNIS (habitats and species) in support of ecosystems assessments: <ul style="list-style-type: none"> <li>• integration of the revised terrestrial and marine EUNIS classification and their indicator species to the on-line system.</li> <li>• test the use of COPERNICUS in-situ component for collection of in-situ vegetation data in countries to improve EUNIS grassland classification.</li> </ul> | Information systems              | DG ENV, countries                                  | EU Biodiversity Strategy to 2020;<br>7th EAP                                | 1, 3, 4               | 1, 3, 6                  |
| Further use data and information from the last nature reporting round (2007–2012) in policy relevant analysis and assessments (e.g. agriculture, forest species and habitats)  | Contributions and joint products | European Commission;<br>Countries;<br>Stakeholders | Habitats and Birds Directives; EU Biodiversity Strategy to 2020;<br>7th EAP | 1, 4, 5               | 3, 5                     |

## EEA Programming Document 2017–2019

| Description   | Type                             | Key partners  | Justification/legal reference  | Specific objective(s) | Performance indicator(s) |
|---|----------------------------------|---|--|-----------------------|--------------------------|
| Continue to develop and finalise the formats and guidelines for the next nature reporting round (2013–2018)   | Contributions and joint products | DG ENV<br>EU Member States<br>NGOs & stakeholders                         | Birds and Habitats Directives;<br>EU Biodiversity Strategy to 2020;<br>7th EAP | 1, 2                  | 2, 4                     |
| Start developing an assessment framework for the 2019/20 assessment of the 2013–2018 results from the nature directives reporting, also taking into account activities resulting from the nature directive fitness check and the review of the whole BD2020   | Contributions and joint products | European Commission;<br>Countries;<br>Stakeholders                        | Birds and Habitats Directives;<br>EU Biodiversity Strategy to 2020;<br>7th EAP | 4, 5                  | 3                        |
| Operationalise SEBI 2020 and AEI indicators within the EEA indicators framework, using new/improved information (e.g. Copernicus HRL)<br>Contribution to new policy-relevant indicator development (fragmentation and connectivity, conservation of habitats dependent on agriculture)<br>Support to monitoring progress towards AICHI- targets and contributions to SDGs | Indicators                       | DG ENV, DG AGRI,<br>DG ESTAT, DG JRC,<br>DG CLIMA, MS,<br>ETC/BD, ETC/ULS | EU Biodiversity Strategy to 2020;<br>7th EAP                                   | 4                     | 5                        |

## EEA Programming Document 2017–2019

| Description  | Type  | Key partners   | Justification/legal reference                                    | Specific objective(s) | Performance indicator(s) |
|--|---|--|--|-----------------------|--------------------------|
| <p>Thematic assessments of European agriculture and agro &amp; forest ecosystems (rural systems) relevant to environmental policy, Common Agricultural Policy and EU Forest strategy</p> <p>Based on CLC 2012, assessment using updated HNV farmland map, final update of the HNV forest area map including developed database and mapping of ancient forests in Europe and plantations</p>  | Contributions and joint products                  | DG ENV, DG AGRI, JRC, MS, ETC/ULS, ETC/BD                | EU Biodiversity Strategy to 2020                                 | 5                     | 3, 5                     |
| <p>Support to land-related objectives of the 7th EAP:</p> <ul style="list-style-type: none"> <li>• Explore the results contained in the EEA report on forest ecosystems – analysis of knowledge and information gaps to support present and future land and forest assessments</li> <li>• Forest land-use: demonstration of impacts of substitution of forest ecosystem services trade-offs and synergies and of impacts of adapted forest management practices (applied scenarios)</li> </ul> | Data and maps<br>Contributions and joint products | DG ENV, DG AGRI, DG ESTAT, DG JRC, DG CLIMA, MS, ETC/ULS | EU Biodiversity Strategy to 2020 (mid-term review 2015); 7th EAP | 5                     | 5                        |

## EEA Programming Document 2017–2019

| Description   | Type                             | Key partners  | Justification/legal reference  | Specific objective(s) | Performance indicator(s) |
|---|----------------------------------|---|--|-----------------------|--------------------------|
| Develop analytical use of ecosystem accounting results, e.g. by looking at linkages to specific sectors. Publish first European accounts on ecosystems conditions and extent  | Assessments                      | DG ENV, DG JRC, DG ESTAT  | 7th EAP priority 1 and EU Biodiversity strategy to 2020                  | 5, 6                  | 2, 3                     |
| <p>Contribution to cross-cutting EEA products on natural capital and ecosystem assessments, including continued support to the MAES process regarding land and forests, tipping points and planetary boundaries, forests and circular economy</p> <p>Contribute to the EKC-Knowledge Innovation Projects on ‘Within Limits of the Planet’ and ‘Integrated System for Natural Capital and Ecosystem Services Accounting’</p> | Contributions and joint products | <p>DG ENV, DG AGRI, DG ESTAT, DG JRC, DG CLIMA, MS, ETC/BD, ETC/ULS</p> <p>EKC partners</p> | EU Biodiversity Strategy to 2020 (mid-term review 2015); WFD; 7th EAP    | 5                     | 5                        |
| Continue to deliver and make accessible key data flows in the area: CDDA and Natura 2000; support to the establishment of the Emerald network   | Data and maps                    | DG ENV, MS, Council of Europe   | Habitats and Birds Directives; EU Biodiversity Strategy to 2020; 7th EAP | 1, 2, 3               | 1,2                      |

## EEA Programming Document 2017–2019

| Description   | Type                             | Key partners   | Justification/legal reference                                    | Specific objective(s) | Performance indicator(s) |
|---|----------------------------------|--|--|-----------------------|--------------------------|
| Support to the IPBES regional assessment and participation in the advisory board of EU EKLIPSE mechanism on BD and ecosystem services | Contributions and joint products | DG ENV, JRC, DG RTD  | 7th EAP, Horizon 2020  | 4                     | 5                        |
| Eionet meetings and workshop  | Workshops and meetings           | DG ENV, other relevant DGs, Strategic partners, Eionet NRCs Biodiversity & Ecosystems indicators and assessment; Biodiversity Data & Information | EEA/Eionet Regulation; EU Biodiversity Strategy to 2020; 7th EAP | 4                     | 6                        |

## SA1.8 Urban, land use and soil

### Overview

#### Multiannual objective (MAWP)

*To support and inform policy development and implementation in the area of urban, land use, and soil, by means of data, information/indicators and assessments.*

#### 2017 highlights

- Linking drivers and pressures for land-use dependent economic sectors (agriculture, forest management, tourism), urban, land use and soil analysis as part of the land system assessments. Develop and consolidate analytical framework, underpinning studies and data organisation.
- Integrated analysis and trends of the Europe's land system and cumulative impacts on territorial development (land functions) and habitat change, in direct support to EU Biodiversity Strategy MAES activities (mapping and assessment of ecosystems structures, conditions, services and their changes). Providing studies, base-maps and tools in support to monitoring the EU-wide Green Infrastructure strategy implementation and progress review planned for 2017.
- Data, information and assessments support on European forest and agro-ecosystems, specifically supporting EU Biodiversity strategy target 3, Common Agricultural Policy and EU Forest Strategy.
- Based on EEA Common Workspace, development of a data service for spatial and thematic assessment and integration of Copernicus land monitoring products.

#### Main ETC partner

ETC/ULS.

### Objectives, indicators and outputs

#### Specific multiannual objectives related (MAWP)

1. *To inform the status of land and trends in the territorial (space as a resource) and socio-economic (the multiple functional uses of land and soil) dimensions from environmental and quality of life perspectives;*
2. *To produce geo-spatial datasets, methodologies and assessments and inform implementation of cross-cutting policy objectives, such as urban integrated monitoring and assessment, coherent and sustainable approach to land use, land-related resource efficiency including land take monitoring, green infrastructure and ecosystem accounting;*
3. *To assess environmental problems and issues from a spatial and territorial perspective such as: loss of habitats, fragmentation, degradation of ecosystems, urban sprawl, land use conflicts, territorial imbalances and urban-rural changing aspects, soil imperviousness, risks to economic infrastructure, green infrastructure potentials, etc.;*

## EEA Programming Document 2017–2019

4. *To deliver further integrated analysis of main drivers of land use change and soil degradation, and their effects of on e.g. carbon sequestration, multiple ecosystems services, efficient use of resources;*
5. *To make use of Copernicus land monitoring services and Urban Atlas data to secure 'land cover' as a basic spatial data layer to inform trends on Europe's natural resources (change monitoring);*
6. *To maintain and develop the European integrated data platform for spatial and thematic assessments in operative partnership with key actors (EC services, Copernicus, ESPON, etc.);*
7. *To assist countries in their implementation of, in particular, the EU no-net loss of land objective (EU Resource Efficiency Roadmap) and mapping of ecosystems and their services (Biodiversity Strategy to 2020);*
8. *To inform on related interactions (resource dependencies, impacts) with economic sectors such as agriculture, forest management, tourism and with regional planning policies (infrastructure management & development).*

### Multiannual performance indicators (MAWP)

1. *EEA member countries and the European Commission supported in a timely manner with relevant analysis and compilations of information, and with direct policy support;*
2. *EEA information systems adapted and improved to accommodate changes in reporting and user needs, integrated data platform for spatial and territorial thematic assessments operational and maintained;*
3. *Sound, timely and policy-relevant indicators and assessments, including policy-effectiveness analysis, of urban areas and sustainable cities, land-use dependent economic sectors, and land- and soil-related resource efficiency.*

### Outputs

| Description   | Type  | Key partners             | Justification/legal reference                                | Specific objective(s) | Performance indicator(s) |
|---|---|--------------------------|--|-----------------------|--------------------------|
| Support to implementation of land and soil related priorities in the 7th EAP: analytical framework for urban and rural land systems (including soil) and for land degradation | Contributions and joint products<br><br>Assessments | DG ENV, DG ESTAT, Eionet | 7th EAP priority 1, Roadmap to a resource-efficient Europe,  | 1, 2                  | 1, 3                     |
| Base-maps and tools in support to monitoring the EU-wide Green Infrastructure strategy implementation   | Reports and assessments                             | DG ENV, DG REGIO         | Biodiversity strategy and Green Infrastructure (GI) strategy | 2, 7                  | 1, 3                     |



## EEA Programming Document 2017–2019

| Description   | Type                             | Key partners             | Justification/legal reference   | Specific objective(s) | Performance indicator(s) |
|---|----------------------------------|--------------------------|---|-----------------------|--------------------------|
| Preparing building blocks for SOER2020: screening of existing information, development of scenario-based assessments and outlooks   | Contributions and joint products |                          | EEA regulation, 7th EAP   | 1, 8                  | 1, 3                     |
| Analysis of the evolution of urban system (based on new Urban Atlas, HRL, CLC)  | Contributions and joint products | DG Env, Eionet, DG ESTAT | 7th EAP priority 8; Resource efficiency Roadmap, Green Infrastructure Strategy (GI) | 2                     | 3                        |
| Update and improvement of urban sustainability indicators   | Indicators                       | DG Env, Eionet, DG ESTAT | 7th EAP priority 8; Resource efficiency Roadmap, Green Infrastructure Strategy (GI) | 2                     | 3                        |
| Contribute to implementation of Environmental Knowledge Community (KIP-INCA): consolidation of geo-spatial databases for piloting EU ecosystem accounts, statistical time series and exploiting COPERNICUS data | Contributions and joint products | DG ENV, DG JRC, DG ESTAT | 7th EAP priority 1 and EU Biodiversity strategy to 2020                             | 2, 5                  | 2                        |

## EEA Programming Document 2017–2019

| Description  | Type                   | Key partners  | Justification/legal reference   | Specific objective(s) | Performance indicator(s) |
|--|------------------------|---|---|-----------------------|--------------------------|
| <p>Final draft indicator for fragmentation of ecosystems and habitats (terrestrial), based on 2012 land data and a draft indicator addressing phenology and biomass of lands</p> <p>Update of ecosystem mapping and support to methodological work on integrating information for ecosystem condition, ecosystem service assessment, accounting, valuation</p> <p>Update and upgrade forest related indicators and information (forest habitats and ecosystems, contribution to resource efficiency and circular economy)</p> <p>Data support to updates of tourism and environment indicators</p> | Indicators             | DG ENV, DG ENTR, DG JRC, DG ESTAT, DG REGIO, DG GROW, UNWTO, Eionet | EEA/Eionet Regulation, 7th EAP, COM(2010)352, COM (2014)86 final, IPBES regional assessment, CAP reform, EU Forest Strategy mid-term review | 1, 3, 5               | 1, 3                     |
| Eionet NRC meetings: Soil, Land cover, Land Use and Spatial Planning (LUSP) and Agriculture and environment  | Workshops and meetings | Eionet, DG ENV, DG JRC  | EEA/Eionet Regulation   | 7                     | 1                        |

## SA1.9 Waste and material resources

### Overview

#### Multiannual objective (MAWP)

*To support and inform policy development and implementation in the area of waste and material resources by means of data, modelling, information/indicators and assessments, in close cooperation with Eurostat.*

#### 2017 highlights

- Assess progress on EU waste policies in the context of a circular economy (CE) in Europe.
- Produce a first assessment of progress towards new waste targets expected under the 2015 Commission Communication on CE.

#### Main ETC partner

ETC/WMGE.

### Objectives, indicators and outputs

#### Specific multiannual objectives (MAWP)

1. *To monitor and assess progress towards implementation of EU waste policies, covering the whole waste hierarchy, through hosting and using the European reference model for waste;*
2. *To support the Commission and the countries in their efforts to implement the waste acquis, through indicators and assessments of waste management and prevention;*
3. *To provide analyses of material resource flows, including primary and secondary (waste) resources within Europe and to and from Europe;*
4. *To provide information and knowledge on policies on waste and material resource management in European countries, in light of stated long term goals of shifting from waste management to materials management.*

#### Multiannual performance indicators (MAWP)

1. *Information on national waste and material resource policies, and accounts and databases on material resource flows, use and efficiency, updated in a timely and reliable manner;*
2. *EEA member countries assisted effectively in their reporting on waste management, waste prevention and material resources, and capacity-building support provided as needed;*
3. *EEA member countries and the European Commission supported in a timely manner with relevant analysis and compilations of information and with direct policy support;*
4. *EEA information systems adapted and improved to accommodate changes in reporting and user needs in line with EU waste and material resource policy developments;*

## EEA Programming Document 2017–2019

5. *Sound, timely, and policy-relevant indicators and assessments, including policy effectiveness assessments, of status, trends and progress on waste policy implementation, including waste prevention programmes.*

### Outputs

| Description   | Type                             | Key partners  | Justification/legal reference  | Specific objective(s) | Performance indicator(s) |
|---|----------------------------------|---|--|-----------------------|--------------------------|
| 4th annual analysis of EEA member country waste prevention programmes   | Reports and assessments          | DG ENV, Eionet NRCs Waste, DG JRC                         | Waste Framework Directive, Communication on CE   | 1, 2                  | 1, 2                     |
| Assessing progress on the implementation of waste-management policies in countries  | Reports and assessments          | Eionet NRCs Waste, DG ENV, DG ESTAT, DG JRC, DG RTD       | Waste Framework Directive, Communication on CE   | 1, 2                  | 1, 2, 3                  |
| European level indicators for waste management across the waste hierarchy   | Contributions and joint products | Eionet NRCs Waste, DG ENV, DG ESTAT, DG JRC               | Waste Framework Directive, Communication on CE   | 1, 2                  | 1, 2                     |
| Updating the European reference model on waste and applying the model to monitor progress towards EU targets on municipal waste | Contributions and joint products | DG ENV, Eionet NRCs Waste                                 | Waste Framework Directive, Expected 2015 Commission Communication on Circular Economy  | 1, 2                  | 1, 2                     |
| Framework for monitoring progress towards waste targets using the European reference model                                      | Contributions and joint products | DG Env, Eionet NRCs Waste                                 | Waste Framework Directive, Communication on CE   | 3, 4                  | 4, 5                     |
| Eionet workshop waste and circular economy  | Workshops and meetings           | Eionet NRCs Waste, DG ENV, DG ESTAT, DG JRC, DG RTD, OECD | Waste Framework Directive, Expected 2015 Commission Communication on Circular Economy  | 2                     | 2                        |
| Expert workshop on critical raw materials and the environment   | Workshops and meetings           | Eionet, DG ENV, DG GROW, DG JRC                           | EU Raw Materials Initiative Expected 2015 Commission Communication on Circular Economy | 3, 4                  | 4                        |

## III.2.2 STRATEGIC AREA 2: ASSESSING SYSTEMIC CHALLENGES (OPERATIONAL)

### SA2.1 Resource-efficient economy and the environment

#### Overview

##### Multiannual objective (MAWP)

*To monitor progress and identify opportunities to improve the environment in Europe, and indirectly other regions of the world<sup>3</sup>, in accordance with circular and green economy perspectives<sup>4</sup>.*

##### 2017 highlights

- Publish a third report on progress towards a circular economy in Europe.
- Produce a first basket of indicators that measure progress *across* the three priority objectives of the 7th EAP for use in annual indicator reports and SOER 2020.
- Disseminate with Eionet results from the 2016 EEA report on 2nd review of resource efficiency policies in countries.

##### Main ETC partner

ETC/WMGE.

#### Objectives, indicators and outputs

##### Specific multiannual objectives (MAWP)

1. *To carry out assessments of production systems, consumption and lifestyle patterns and new business models;*
2. *To develop and implement indicators based on integrated environmental and economic accounts, including input-output tables, ecosystem capital accounts, and other concepts and methods like life-cycle thinking and analysis.*

##### Multiannual performance indicators (MAWP)

1. *Timely and reliable delivery of annual briefings and workshops, as well as assessments, indicators, accounts and databases based on timetables agreed with EEA stakeholders;*
2. *Measurable uptake of EEA concepts, indicators, and analyses for circular economy into the mid-term reviews of the 7th EAP and the Resource Efficiency Roadmap, as well as into more specific policy processes, including the EU product-design and consumption policies.*

---

<sup>3</sup> This will be done within a global perspective, informed by global megatrends (SA2.4).

<sup>4</sup> The green economy concept as used by EEA includes a circular economy perspective. A 'circular economy' focuses on optimising resource efficiency by cutting waste to as close to zero as possible. The notion of a 'green economy' goes further: it relates resource efficiency with ecosystem resilience and human health and well-being. It thus extends the focus beyond waste and (material) resources, to issues like water, energy, land use and nature.

## EEA Programming Document 2017–2019

### Outputs

| Description   | Type                    | Key partners   | Justification/legal reference  | Specific objective(s) | Performance indicator(s) |
|---|-------------------------|--|--|-----------------------|--------------------------|
| Report on progress on selected elements of a green economy in Europe  | Reports and assessments | DG ENV, DG CLIMA, DG GROW, DG SANTE, DG RTD<br>OECD, UNEP, Global Green Growth Forum, World Economic Forum | 7th EAP  | 1, 2                  | 1                        |
| Analysis of progress towards a circular economy (CE briefing) (probable focus: bio-based materials)               | Reports and assessments | DG ENV, DG ESTAT, DG JRC, DG GROW, DG RTD, Eionet NRCs Waste and Resource Efficiency                       | Waste Framework Directive, Expected 2015 Commission Communication on Circular Economy            | 1, 2                  | 2                        |
| Out-reach activity with Eionet and European Commission around Circular Economy/Bio-economy co-benefits            | Workshops and meetings  | DG ENV, DG ESTAT, DG JRC, DG GROW Eionet NRCs Waste and Resource Efficiency                                | 7th EAP<br>Waste Framework Directive, Expected 2015 Commission Communication on Circular Economy | 1, 2                  | 1                        |
| Outreach activities with Eionet in follow up to 2nd country review of resource efficiency policies implementation | Workshops and meetings  | Eionet NRCs Resource Efficiency, DG ENV  | 2011 EU Resource Efficiency Roadmap implementation   | 1                     | 1                        |

## SA2.2 Environment, human health and well-being

### Overview

#### Multiannual objective (MAWP)

*To provide data, information and assessments on environmental pressures on and risks to human health and well-being, contributing also to the development of a broader framing of environment and human health interactions<sup>5</sup>.*

#### 2017 highlights

- Inputs to the 7th EAP activity on developing a systematic approach to risk.
- Support to the Information platform on Chemicals (IPChem) and the European Human Bio-monitoring Initiative (EHBMI).

### Objectives, indicators and outputs

#### Specific multiannual objectives (MAWP)

1. *To assess human exposure to chemicals and other environmental stressors, including air and water pollution and noise, soil contamination and climate change;*
2. *To contribute to the EU Information Platform on Chemical Monitoring (IPCHEM);*
3. *To develop a common conceptual framework with Eionet for assessing environmental risks to health and well-being in a green economy*
4. *To identify risks and analyse uncertainties in line with the principles of precaution and prevention;*
5. *To analyse the benefits of lifestyle changes for reducing exposure;*
6. *To identify emerging issues.*

#### Multiannual performance indicators (MAWP)

1. *Timely and reliable delivery of annual briefings and workshops as well as assessments, indicators, accounts and databases based on a timetable agreed with EEA stakeholders;*
2. *Measurable uptake of EEA concepts and analyses for environment risks to human health and well-being into the mid-term reviews of the 7th EAP and the Resource Efficiency Roadmap, as well as into other policy processes, such as the global Sustainable Development Goals and the WHO Environment & Health process;*
3. *Measurable progress with Eionet on the development of a common conceptual framework for assessing environmental risks to health and well-being in a green economy.*

---

<sup>5</sup> This work complements the analysis of health impacts indicated under other strategic areas (e.g. SA1.1, SA1.2 and SA1.5) and includes analysis of exposure patterns. The support to IPChem is aimed at correlating updated human bio-monitoring data with current environmental monitoring data.

## EEA Programming Document 2017–2019

### Outputs

| Description  | Type                             | Key partners   | Justification/legal reference | Specific objective(s) | Performance indicator(s) |
|--|----------------------------------|--|-------------------------------|-----------------------|--------------------------|
| Data inputs to IPCheM on environmental media and human bio-monitoring  | Data and maps                    | DG ENV, DG JRC, EFSA, ECHA                                   | MAWP 2014–2020                | 1, 2                  | 1                        |
| Knowledge broker to the European Human Biomonitoring Initiative under Horizon 2020 – through the secretariat and participation in the steering committee | Contributions and joint products | DG RTD, DG ENV   | H2020                         | 1, 2                  | 3                        |
| Project plan, annotated outline and data sources for 2018 E&H report   | Contributions and joint products | DG ENV, DG JRC, DG SANTE, Eionet NRCs Environment and Health | 7th EAP, MAWP 2014–2020       | 1, 4, 5               | 3                        |
| Eionet workshop on Environment, Health and Well-being  | Workshops and meetings           | Eionet NRCs Environment and Health                           | EEA/Eionet Regulation         | 1                     | 1                        |
| Expert workshop on environmental risk management   | Workshops and meetings           | DG ENV, DG JRC, EFSA, ECHA                                   | 7th EAP priority objective 5  | 1, 4, 5, 6            | 1, 3                     |



## SA2.3 Megatrends and transitions

### Overview

#### Multiannual objective (MAWP)

*To measure, monitor and report on long-term trends and sustainability transitions based on established policy visions to 2050 and using appropriate methods and key indicators.*

#### 2017 highlights

- Produce analysis of the impacts of Global megatrends at national level in selected Eionet countries.
- Publish sustainability transitions report.

### Objectives, indicators and outputs

#### Specific multiannual objectives (MAWP)

1. *To explore and support transition pathways to the future with forward-looking assessments;*
2. *To reflect on global megatrends to identify possible risks, emerging issues and challenges for a transition towards a sustainable society;*
3. *To facilitate the inclusion of environmental considerations into discussions of long-term societal transition and governance models.*

#### Multiannual performance indicators (MAWP)

1. *Timely delivery of megatrend and FLIS updates;*
2. *Measurable recognition and/or uptake of results by stakeholders, such as uptake by member countries and relevant Commission Services.*

## EEA Programming Document 2017–2019

### Outputs

| Description   | Type                    | Key partners  | Justification/legal reference | Specific objective(s) | Performance indicator(s) |
|---|-------------------------|---|-------------------------------|-----------------------|--------------------------|
| Report on Sustainability Transitions, based on work carried out during previous years   | Reports and assessments | DG ENV, DG JRC, DG RTD, DG ESTAT, OECD, Eionet NRCs FLIS        | MAWP 2014–2020                | 1, 3                  | 2                        |
| Forward looking information Platform (continued enhancement)  | Information systems     | DG JRC, DG RTD, Eionet NRCs FLIS, Eionet NRCs SOER, Eionet NFPs | MAWP 2014–2020                | 2, 3                  | 1, 2                     |
| First results of pilot studies of co-created information with Eionet NRCs FLIS, i.e. impacts of Global megatrends at national level and horizon scanning trends | Reports and assessments | Eionet NRCs FLIS  | MAWP 2014–2020                | 2, 3                  | 1, 2                     |
| Eionet workshops on forward looking information tools and services  | Workshops and meetings  | Eionet NRCs FLIS  | EEA/Eionet Regulation         | 2, 3                  | 1, 2                     |

## SA2.4 Sustainability assessments and state of the environment reporting

### Overview

#### Multiannual objective (MAWP)

*To keep under review the state of, trends in, and prospects for the environment in Europe in order to inform environmental strategies and policies, including sustainable development policies and goals, with a comprehensive and integrated knowledge base.*

#### 2017 highlights

- Preparation of the SOER 2020 report project plan.
- Further strengthening of existing partnerships with member countries and EU institutions towards a knowledge hub on environmental policy evaluation, as well as extending other partnerships (mainly with the professional evaluators community) on environmental policy evaluation.

### Objectives, indicators and outputs

#### Specific multiannual objectives (MAWP)

1. *To produce SOER 2015;*
2. *To produce SOER 2020;*
3. *To produce annual indicator reports;*
4. *To support the pan-European 'Environment for Europe' process, in particular the next ministerial meeting planned for 2015/2016, as appropriate.*

#### Multiannual performance indicators (MAWP)

1. *Timely publication of a report on the state of, trends in, and prospects for the environment in Europe in 2015 (SOER 2015) and evaluation of its utility;*
2. *Timely annual publications of indicator reports relevant to the transition to a green economy/society in Europe;*
3. *Appropriate support to the next ministerial meeting under the 'Environment for Europe' process (to be decided);*
4. *Measurable uptake of EEA concepts, information, and indicator-based assessments in the evaluation of the 7th EAP.*

## EEA Programming Document 2017–2019

### Outputs

| Description   | Type                             | Key partners  | Justification/legal reference                             | Specific objective(s) | Performance indicator(s) |
|---|----------------------------------|---|---|-----------------------|--------------------------|
| Indicators and indicator-based analysis that will contribute to the monitoring of the 7th EAP   | Contributions and joint products | Eionet NRCs SOER, DGs ENV, CLIMA, ESTAT, JRC,   | Article 4 of the 7th EAP                                  | 3                     | 2                        |
| Planning and scoping of the 2018 indicators and indicator-based analysis that will contribute to the monitoring of the 7th EAP  | Contributions and joint products | Eionet NRCs SOER, DGs ENV, CLIMA, ESTAT, JRC,   | Article 4 of the 7th EAP                                  | 3                     | 2                        |
| SOER 2020 draft project plan in consultation with Eionet, EEA MB and the European Environmental Knowledge Community (EKC)   | Contributions and joint products | Eionet NFPs, Eionet NRCs SOER, Eionet NRCs FLIS, DG ENV, DG CLIMA, DG ESTAT, DG JRC, DG RTD | EEA/Eionet Regulation Priority objective 5 of the 7th EAP | 2                     | 1                        |
| Commence mini-SOER 2015 update, in support to the evaluation of the 7th EAP, for finalisation in 2018   | Contributions and joint products | Eionet NRCs SOER, DG ENV, DG CLIMA, DG ESTAT, DG JRC  | Article 4 of the 7th EAP                                  | 2                     | 4                        |
| Eionet workshop and webinars for state of the environment reporting   | Workshops and meetings           | Eionet NRCs SOER  | EEA/Eionet Regulation                                     | 2                     | 1                        |
| First findings for the EKC Knowledge Innovation Project on 'Within Limits of the Planet'  | Contributions and joint products | EKC partners  | Priority objective 5 of the 7th EAP                       | 2                     | 1                        |
| Coordinated EEA contributions to EKC in line with 7th EAP knowledge gaps and SOER 2020 knowledge needs  | Contributions and joint products | EKC partners  | Priority objective 5 of the 7th EAP                       | 2                     | 4                        |
| Strengthened cooperation and partnerships on policy evaluation methods, studies and web platforms for dissemination (specific policy evaluation projects to be identified under Strategic area 1) | Contributions and joint products | Eionet NFPs, European Commission, and the European Environmental Evaluators Network (EEEN)  | Priority objective 5 of the 7th EAP                       | 2                     | 4                        |

## III.2.3 STRATEGIC AREA 3: KNOWLEDGE CO-CREATION, SHARING AND USE (OPERATIONAL)

### SA3.1 Networking and partnerships

#### Overview

##### Multiannual objective (MAWP)

*To improve the sharing of data, information and assessments at European, national and global levels together with Eionet, and to broaden cooperation with stakeholders and networks beyond Eionet.*

##### 2017 highlights

- Continue the strengthening of Eionet, including enhancing links to relevant actors and networks in the context of the Environmental Knowledge Community.
- In cooperation with Eionet, ENV, CLIMA and ESTAT, support the adaptation of relevant reporting frameworks to underpin the monitoring and review process of the UN-driven Sustainable Development Goals.

##### Main ETC partner

All.

#### Objectives, indicators and outputs

##### Specific multiannual objectives (MAWP)

1. *To strengthen cooperation with EEA member and cooperating countries;*
2. *To develop and maintain stable cooperation with regional and global bodies promoting Eionet and SEIS approaches;*
3. *To widen and deepen the European knowledge base by developing communities of practice and engaging in partnerships with stakeholders beyond Eionet, such as business and research communities, civil society organisations (CSOs), and initiatives concerning lay, local and traditional knowledge and citizen science;*
4. *To establish the European Environment Academy (EEAcademy) as the central framework encompassing mutual capacity-building and knowledge-sharing activities to support work under SA1 and 2, involving the EEA, Eionet, Scientific Committee, Commission services and others.*

##### Multiannual performance indicators (MAWP)

1. *Strengthened cooperation and communication within Eionet and between Eionet and the EEA, EEA Management Board, and the EEA Scientific Committee;*
2. *Increased satisfaction of the member countries with Eionet as a means to streamline data and knowledge sharing;*
3. *Increased relevance of EEA/Eionet outputs to member countries;*
4. *SEIS extension and regular reporting in the pan-European region established as part of SOE-online with a view to inform SOER 2015;*

## EEA Programming Document 2017–2019

5. *EEA/Eionet indicators and knowledge incorporated in EU contributions to UNEP and post-Rio+20 processes;*
6. *Becoming a node and a hub in a policy-relevant network on long-term transitions;*
7. *Growing contributions from stakeholders beyond Eionet;*
8. *EEAcademy established by 2016.*

### Outputs

| Description  | Type                             | Key partners  | Justification/legal reference | Specific objective(s) | Performance indicator(s) |
|--|----------------------------------|---|-------------------------------|-----------------------|--------------------------|
| NFP/Eionet meetings and webinars   | Workshops and meetings           | Eionet  | EEA/Eionet Regulation         | 1                     | 1, 2, 3                  |
| Monitoring of member country satisfaction with EEA/Eionet cooperation                | Contributions and joint products | Eionet  | EEA/Eionet Regulation         | 1                     | 1, 2, 3                  |
| SOER-based inputs to pan-European and UNEP GEO-6 processes                           | Contributions and joint products | UNECE, UNEP, DG ENV   | MAWP 2014–2020                | 2                     | 5                        |
| Inputs to regional reporting (Arctic, Black Sea, Mediterranean)                      | Contributions and joint products | Eionet, Black Sea Commission, UNEP/MAP, Arctic Council  | MAWP 2014–2020                | 2                     | 3, 4, 5                  |
| Support activities to EU Arctic strategy to be adopted in 2016                       | Contributions and joint products | DG ENV, DG MARE, DG CLIMA, EEAS   | MAWP 2014–2020                | 2                     | 3, 5                     |
| Member and cooperating country contributions (data, information, etc.) to SOE-online | Data and maps                    | Eionet, DG ENV, DG JRC, DG ESTAT  | EEA/Eionet Regulation         | 1                     | 2, 3, 4                  |
| Enhanced partnerships with stakeholders beyond Eionet                                | Contributions and joint products | Eionet, DG RTD, EPA Network, Global Green Growth Forum (3GF), European Citizen Science Association (ECSA) | EEA/Eionet Regulation         | 3                     | 7                        |

## EEA Programming Document 2017–2019

| Description   | Type   | Key partners                                     | Justification/legal reference | Specific objective(s) | Performance indicator(s) |
|---|--|--|-------------------------------|-----------------------|--------------------------|
| Support to the Commission and EU Member States in the context of UNECE and UNEP assessments and the post-Rio+20 process | Contributions and joint products                         | DG ENV, DG JRC, DG ESTAT, DG RTD, DG DEVCO, EEAS | MAWP 2014–2020                | 2                     | 5                        |
| EEAcademy operational   | Contributions and joint products, Workshops and meetings | Eionet and Scientific Committee                  | MAWP 2014–2020                | 4                     | 8                        |

## SA3.2 Technical systems development

### Overview

#### Multiannual objective (MAWP)

*To ensure that EEA IT systems continually meet the needs of the organisation, enabling it to efficiently implement its work programme.*

#### 2017 highlights

- Maintaining the software tools and infrastructure for EEA/Eionet data and information services and country core data flows taking into account the development taking place in Europe and within global initiatives i.e. the new Copernicus data platforms, the development of a GEOSS data hub through Horizon 2020 and the Data Revolution for Sustainable Development.
- Further streamlining of data exchange with key stakeholders i.e. Eurostat.

### Objectives, indicators and outputs

#### Specific multiannual objectives (MAWP)

1. *To support supply services (collection of data);*
2. *To support networking (knowledge management);*
3. *To support workflows (planning, automation, quality management);*
4. *To support development of final products and public services (reports, web sites, public data and information services).*
5. *To strengthen the infrastructure for data and information sharing both at the EEA and in the Eionet member countries taking into account the SEIS and INSPIRE developments.*

#### Multiannual performance indicators (MAWP)

1. *Reportnet tools efficiently supporting fulfilment of reporting requirements;*
2. *Networking tools efficiently supporting knowledge management and appreciated by networking partners;*
3. *High user satisfaction with the Indicator Management System;*
4. *Spatial data infrastructure compliant with Inspire by 2018;*
5. *Usability of EEA website rated high and increased number of visitors every year;*
6. *SOE-online tools fulfilling their role in continual update of SOE information after SOER 2015.*



## EEA Programming Document 2017–2019

### Outputs

| Description   | Type                   | Key partners                               | Justification/legal reference            | Specific objective(s) | Performance indicator(s) |
|---|------------------------|--|--|-----------------------|--------------------------|
| Improved Reportnet suite of tools   | Information systems    | Eionet, member countries, DG ENV, DG CLIMA | EEA/Eionet Regulation                    | 1                     | 1                        |
| Improved Eionet portal and related networking tools   | Information systems    | Eionet                                     | EEA/Eionet Regulation                    | 2                     | 2                        |
| IT support to data flows and development of information systems presented under SA1 and SA2 | Information systems    | Eionet, member countries, DG ENV, DG CLIMA | EEA/Eionet Regulation                    | 3                     | 3                        |
| Improved EEA website for up-to-date online information (SOE-online)                         | Information systems    | Eionet                                     | EEA/Eionet Regulation                    | 4                     | 5, 6                     |
| Improved EEA spatial data infrastructure  | Information systems    | Eionet, DG JRC, ESTAT                      | EEA/Eionet Regulation, Inspire Directive | 5                     | 4                        |
| Eionet workshop   | Workshops and meetings | Eionet NRCs for Information Systems        | EEA/Eionet Regulation                    | 5                     | 2                        |

## SA3.3 Monitoring, data and information management

### Overview

#### Multiannual objective (MAWP)

*To ensure the availability, quality, accessibility and sustainability of monitoring, data, and information needed for the knowledge base, supporting environment and climate policies.*

#### 2017 highlights

- Reporting performance on country core data flows used by EEA for its regular assessments, products and services.
- Further improvements of QA/QC processes for data handling and data management by EEA, ETCs and external service providers.

#### Main ETC partner

All.

### Objectives, indicators and outputs

#### Specific multiannual objectives (MAWP)

1. *To maintain and improve efficiency of existing data flows, QA/QC processes, indicator management and maps and graphs production, and to provide free and open access to online data and information services (SOE online) in accordance to the EEA data policy;*
2. *To monitor international demands for environmental data and their streamlining and maintenance of the reporting obligations database;*
3. *To create relevant new data flows and QA/QC procedures based on user needs;*
4. *To improve the timeliness of European data including near real time;*
5. *To manage the EEA European Environmental Data Centre and maintain relevant European reference datasets together with Eurostat and JRC*
6. *To access data from non-Eionet sources e.g. remote sensing, industry, utilities, etc.;*
7. *To foster the development and management of a Shared Environmental Information System (SEIS), and a European Spatial Data Infrastructure based on the Inspire Directive;*
8. *To support the European Commission in the further implementation of the Inspire directive for building a European Spatial Data Infrastructure, including the monitoring and reporting on progress;*
9. *To coordinate the contribution of the EEA to the implementation of the European Union Earth observation and monitoring programme Copernicus;*
10. *To identify and articulate EEA and Eionet user needs for Copernicus monitoring services;*
11. *To raise awareness and to support user uptake of Copernicus data and information services within Eionet;*
12. *To contribute to the Group on Earth Observations (GEO) on the development, maintenance and coordination of in-situ observing networks, data sharing and other components;*

## EEA Programming Document 2017–2019

13. To facilitate connections between Copernicus and GEOSS and with Eionet, especially in the domain of data sharing, support user uptake and in relation to communities of practice;
14. To ensure European data and information are available at the global level e.g. UNEP-Live and the Eye on Earth network.

### Multiannual performance indicators (MAWP)

1. At least 90 % average scoring Eionet data flows by 2018;
2. Annually updated European datasets online within three months of deadline for national deliveries;
3. Annually updated indicator assessments online within three months of data publications;
4. European environmental data regularly updated in global environmental datasets.

### Outputs

| Description  | Type                        | Key partners                              | Justification/legal reference   | Specific objective(s) | Performance indicator(s) |
|--|-----------------------------|---|---|-----------------------|--------------------------|
| Report on Eionet country core data flows 2017  | Reports and assessments     | Eionet                                    | EEA/Eionet Regulation   | 1, 3, 4, 6            | 1                        |
| Updated European geospatial reference data for the EEA SDI and GIS activities  | Data and maps               | DG ESTAT, DG JRC, DG ENTR, DG RTD         | EEA/Eionet Regulation<br>Inspire Directive 2007/2/EC  | 5, 7, 8               | 2                        |
| SOE content update as part of the further implementation of SEIS   | Indicators<br>Data and maps | Eionet, DG ESTAT, DG JRC, DG ENV, DG ENTR | EEA/Eionet Regulation   | 1, 2, 4, 5            | 3                        |
| EEA/Eionet data sharing with Copernicus and the Global Earth Observation System of Systems, including contributions to the Commission geoportal in close cooperation with COGI | Data and maps               | Eionet, DG GROW, DG RTD                   | Copernicus Regulation 377/2014/EU and open data policy, GEO Ministerial decision of 1 December 2015 | 9-14                  | 4                        |

## SA3.4 Communication, outreach and user analysis

### Overview

#### Multiannual objective (MAWP)

*To inform and engage in dialogue with key stakeholders and other users of EEA outputs around key messages and corporate communications.*

#### 2017 highlights

- Engage with stakeholders in outreach and dialogue.
- Implement and analyse the new EEA set of products, including by gathering user feedback.
- Improve website usability.
- Develop the communication concepts for key outputs such as progress of the 7th EAP, SOER 2020.

### Objectives, indicators and outputs

#### Specific multiannual objectives (MAWP)

1. *To ensure that EEA messages are heard and understood by main stakeholders and help inform environment and climate policies and broader discussions on transitions to the long-term vision for 2050 as laid down in the 7th EAP;*
2. *To be a proactive principal source of reliable and timely information on environment and climate change in Europe, contributing to attitudinal and behavioural change;*
3. *To ensure stronger engagement, continuous dialogue, and effective interaction with audiences in order to achieve adequate response to societal changes and evolving stakeholder needs;*
4. *To identify and exploit synergies with communication activities of the European Commission and EEA member countries;*
5. *To manage the publication process, with increased emphasis on integrated web and paper publications;*
6. *To monitor the effectiveness of EEA communication and other outreach activities.*

#### Multiannual performance indicators (MAWP)

1. *The EEA's findings are communicated regularly and objectively, providing full and easy access to information, respecting the EEA's corporate identity and corporate design, using relevant channels and appropriate frequency;*
2. *Input to EU and national environment agendas is provided, key stakeholders are engaged with the EEA in dialogue and networking; activities are aligned to priorities of the EU and EEA member countries;*
3. *Specific target audiences are known and addressed as directly as possible with appropriate measures; new audiences and tools are identified in response to societal changes;*
4. *Timely production of the reports due for publication.*

## EEA Programming Document 2017–2019

### Outputs

| Description  | Type                   | Key partners            | Justification/legal reference | Specific objective(s) | Performance indicator(s) |
|--|------------------------|-------------------------|-------------------------------|-----------------------|--------------------------|
| Communication plans and activities supporting annual priorities  | Communication products | Eionet, EU Institutions | EEA/Eionet Regulation         | 4                     | 1, 2                     |
| Annual meeting and communication activities with Eionet NRCs for Communication                                   | Workshops and meetings | Eionet                  | EEA/Eionet Regulation         | 4                     | 1, 2                     |
| Quarterly online corporate newsletter  | Communication products | All stakeholders        | EEA/Eionet Regulation         | 3                     | 3                        |
| Signals 2017   | Communication products | All stakeholders        | EEA/Eionet Regulation         | 1, 2                  | 1, 2                     |
| Improved user experience of EEA website  | Information systems    | Users                   | EEA/Eionet Regulation         | 1                     | 1                        |
| Media relations  | Communication products | All stakeholders        | EEA/Eionet Regulation         | 1, 2                  | 1, 2                     |
| Production and dissemination of quality-assured and targeted EEA outputs (editing, publishing and dissemination) | Communication products | All stakeholders        | EEA/Eionet Regulation         | 1, 2, 5               | 1, 4                     |
| Dialogue activities as face-to-face meetings, conferences, workshops   | Communication products | EEA/Eionet              | EEA/Eionet Regulation         | 3                     | 3                        |
| Promotion of EEA outputs and messages through social media channels  | Communication products | All stakeholders        | EEA/Eionet Regulation         | 2, 3                  | 2, 3                     |
| Customer relations and targeted dissemination to stakeholders  | Communication products | All stakeholders        | EEA/Eionet Regulation         | 1, 3                  | 1, 3                     |
| Evaluation of the impact of EEA outputs  | Corporate products     | All stakeholders        | MAWP 2014–2020                | 6                     | 1-4                      |

## SA3.5 Quality management and operational services

### Overview

#### Multiannual objective (MAWP)

*To provide high-quality operational support to the running of the EEA, including quality management and environmental performance management.*

#### 2017 highlights

- Quality assurance and quality control (QA/QC), IT governance and data management fully compliant with the ISO 9001 quality management standard and other relevant international standards.

### Objectives, indicators and outputs

#### Specific multiannual objectives (MAWP)

1. *To manage, evaluate and improve the quality of EEA processes and outputs;*
2. *To manage, evaluate and improve EEA performance under the EMAS scheme;*
3. *To provide the IT infrastructure and document management services needed for efficient delivery of the work programme.*

#### Multiannual performance indicators (MAWP)

1. *Core processes documented in accessible and consistent formats, and quality management system (QMS) better integrated with other management systems and EMAS. Proof of improved processes recorded;*
2. *Completed verifications and publication of annual verified environmental statements. Recertification achieved;*
3. *Relevant and timely reporting, advice and recommendations provided to the ED and EEA management;*
4. *Stable and user-friendly IT systems available throughout the year (99 % uptime) and satisfaction level in the EEA job satisfaction survey kept at the same high level as in previous years;*
5. *High percentage (aiming at 100 %) registration of documents and records that meet the criteria for registration.*

## EEA Programming Document 2017–2019

---

### Outputs

| Description                            | Type                | Key partners      | Justification/legal reference                   | Specific objective(s) | Performance indicator(s) |
|--|---------------------|-------------------|---|-----------------------|--------------------------|
| Quality management system (QMS)        | Corporate products  | All stakeholders. | EEA internal control standards                  | 1                     | 1                        |
| Environmental management system (EMAS) | Corporate products  | All stakeholders  | EMAS, Relevant Danish environmental legislation | 2                     | 2                        |
| IT infrastructure and service          | Information systems | All stakeholders  | EEA/Eionet Regulation                           | 3                     | 4                        |
| Document management system             | Corporate products  | All stakeholders  | EEA/Eionet Regulation, Access to documents      | 3                     | 5                        |

## SA3.6 Copernicus operational services<sup>6</sup>

### Overview

#### Multiannual objective (MAWP)

*To contribute to the implementation of the Copernicus programme.*

#### 2017 highlights

- Online dissemination of the regular updated data of the Copernicus land monitoring service, including data based on 2015 (+/- 1 year) satellite imagery and in situ data.
- Further implementation of the cross-cutting activities for coordination of the in situ component of the Copernicus programme.

#### Main ETC partner

ETC/ULS and ETC/BD.

### Objectives, indicators and outputs

#### Specific multiannual objectives (MAWP)

1. *To implement the land-monitoring service to provide information in support of the global-to-local environmental monitoring of biodiversity, soil, water, forests and natural resources;*
2. *To deploy and use Copernicus services relevant for EEA and Eionet activities;*
3. *To support coordination and harmonisation of the collection and provision of in-situ and reference data for the operational services.*

#### Multiannual performance indicators (MAWP)

1. *Time span between satellite data acquisition and derived land cover data reduced to one year;*
2. *Copernicus services online and available with at least 99 % uptime.*

---

<sup>6</sup> Copernicus operational services are covered and funded by a delegation agreement between the European Commission and the EEA. The work programme 2017 is to be agreed.



## EEA Programming Document 2017–2019

---

### Outputs

| Description   | Type                    | Key partners   | Justification/legal reference        | Specific objective(s) | Performance indicator(s) |
|---|-------------------------|--|--------------------------------------|-----------------------|--------------------------|
| Land use and land cover change data of the pan-European and the local component of the Copernicus land-monitoring service | Data and maps           | DG GROW, DG JRC<br>DG ENV, Eionet NRCs<br>Land Cover | Copernicus Regulation<br>377/2014/EU | 1, 2                  | 1                        |
| Inspire compliant land.copernicus.eu portal for access to Copernicus land-monitoring data and services                    | Information systems     | DG GROW, JRC   | Copernicus Regulation<br>377/2014/EU | 1                     | 2                        |
| Overview of in-situ data used by operational Copernicus services  | Reports and assessments | DG GROW, Eionet                                      | Copernicus Regulation<br>377/2014/EU | 3                     | 2                        |
| Copernicus Reference Data Access Node (CORDA)   | Information systems     | DG GROW, Eionet                                      | Copernicus Regulation<br>377/2014/EU | 3                     | 2                        |

## SA3.7 Capacity building in West Balkan and European Neighbourhood countries<sup>7</sup>

### Overview

#### Multiannual objective (MAWP)

*To improve the knowledge base for environment policy in the entire pan-European area and the Mediterranean based on SEIS principles.*

#### 2017 highlights

- Further development of EEA cooperation with the West Balkan countries via thematic activities, performance in priority data flows, and success stories with a view to develop and implement a roadmap for further integration.
- Continued implementation of externally funded activities in the European Neighbourhood aimed at supporting the establishment of structures modelled in line with Eionet and based on SEIS principles for improved quality and access to environmental information and good environmental governance.

### Objectives, indicators and outputs

#### Specific multiannual objectives (MAWP)

1. *To further integrate the West Balkan countries in all EEA/Eionet activities;*
2. *To establish regular exchanges of environmental data and information with European Neighbourhood countries in priority fields;*
3. *To further develop capacity in both regions to report on the state of the environment based on shared data and indicators, in line with SEIS principles and the MDIAK concept. More broadly to reinforce EEA's input to SEIS implementation and better environmental governance in the countries through maintaining partnerships with relevant regional bodies and international organisations.*

#### Multiannual performance indicators (MAWP)

1. *Integration of West Balkan countries in EEA/Eionet activities and products;*
2. *Strong performance of West Balkan countries in priority data flows;*
3. *Annual data flows for ENP countries for a set of regional indicators linked to the 'Horizon 2020: a cleaner Mediterranean by 2020' process for the South, and the 'Environment for Europe' process for the East.*

---

<sup>7</sup> Work in this area is covered by grant agreements between the European Commission and the EEA.

## EEA Programming Document 2017–2019

### Outputs

| Description  | Type                             | Key partners   | Justification/legal reference | Specific objective(s) | Performance indicator(s) |
|--|----------------------------------|--|-------------------------------|-----------------------|--------------------------|
| Participation of WB NFPs and NRCs in Eionet workshops  | Workshops and meetings           | Eionet in WB countries, EPA Network IG on West Balkans   | EEA/Eionet Regulation, IPA    | 1                     | 1                        |
| Maintenance and further development of Eionet structures in the West Balkan countries to ensure their contribution to main EEA outputs (data flows, reports, web products, etc.) | Contributions and joint products | Eionet in WB countries, DG ENV, DG NEAR, EPA network IG on West Balkans                                      | IPA, MAWP 2014–2020           | 1, 3                  | 1, 2                     |
| Technical assistance to the partner countries in the European Neighbourhood delivered through capacity building workshops, technical meetings and training                       | Workshops and meetings           | Partners/NFPs under European Neighbourhood Instrument (ENI)-SEIS, DG NEAR, DG ENV, DG ESTAT, UNECE, UNEP/MAP | ENI, MAWP 2014–2020           | 2, 3                  | 3                        |
| Pilots for establishing a regular data flow process as well as assessment capability for the ENP partner countries in line with on-going Eionet practice                         | Contributions and joint products | Partners/NFPs under European Neighbourhood Instrument (ENI)-SEIS, DG NEAR, DG ENV, DG ESTAT, UNECE, UNEP/MAP | ENI, MAWP 2014–2020           | 2, 3                  | 3                        |

## III.2.4 STRATEGIC AREA 4: EEA MANAGEMENT (HORIZONTAL)

### SA4.1 Governance and management

#### Overview

##### Multiannual objective (MAWP)

*To lead and manage the EEA effectively and efficiently in line with stakeholder expectations.*

##### 2017 highlights

- Tracking the evaluation of the EEA/Eionet Regulation.
- Adoption by the Management Board of the Programming Document 2018–2020, and Consolidated Annual Activity Report 2016, and review of draft Programming Document 2019–2021
- Addressing the implications of the continuing resource cuts decided by the Budgetary Authority.

#### Objectives, indicators and outputs

##### Specific multiannual objectives (MAWP)

1. To provide efficient support to the Management Board, Bureau, and Scientific Committee to ensure that they are well informed for their decision making respective advisory duties;
2. To sustain and strengthen the cooperation with these main stakeholders and others, such as the European Commission, European Parliament and member countries;
3. To prepare a five-year multiannual work programme and annual work programmes and manage the EEA to deliver each year's work programme;
4. To manage the Agency staff as framed by the EEA Career Development Cycle;
5. To communicate actively internally to ensure coordination and transparency in delivering the work programme.

##### Multiannual performance indicators (MAWP)

1. Timely delivery of documents and other contributions to the Management Board, Bureau and Scientific Committee. Smooth running of their respective meetings;
2. Well executed planning, drafting and stakeholder consultation of the annual work programmes adhering to the agreed deadline;
3. 95 % agreed development plans and appraisals completed according to the deadlines specified in internal guidelines;
4. On average, 10 days/year are used per staff member for development of competencies (including language training);
5. Positive outcome of the next five-year external evaluation.

## EEA Programming Document 2017–2019

### Outputs

| Output   | Type               | Key partners   | Justification/legal reference                 | Specific objective(s) | Performance indicator(s) |
|--|--------------------|--|---|-----------------------|--------------------------|
| 90 % outputs, as defined in the AWP 2017, delivered in 2017  | Corporate products | n/a  | AWP   | 3                     | 5                        |
| 95 % agreed development plans and appraisals completed according to deadlines as specified in internal guidelines and 10 days are used per staff member for development of competencies (on average) | Corporate products | n/a  | Staff regulations                             | 4                     | 3, 4                     |
| Programming Document 2018–2020   | Corporate products | Management Board, Eionet, Scientific Committee, Commission services, EP-ENVI | Financial Regulation, EEA/Eionet Regulation   | 3                     | 2                        |
| Draft Programming Document 2019–2021   | Corporate products | Management Board, Eionet, Scientific Committee, Commission services, EP-ENVI | Financial Regulation, EEA/Eionet Regulation   | 3                     | 2                        |
| Consolidated Annual Activity Report 2016   | Corporate products | Management Board   | Financial Regulation<br>EEA/Eionet Regulation | 1                     | 1                        |
| Management Board and Bureau meetings and seminars  | n/a                | Management Board and Bureau  | EEA/Eionet Regulation                         | 1, 2                  | 1                        |
| Scientific Committee meetings and seminars   | n/a                | Scientific Committee   | EEA/Eionet Regulation                         | 1, 2                  | 1                        |
| Deliveries defined in the annual audit plan approved by the EEA Management Board   | Corporate products | Management Board   | Financial Regulation                          | 1                     | 1                        |

## SA4.2 Administration

### Overview

#### Multiannual objective (MAWP)

*To provide high quality administrative support to the running of the EEA*

#### 2017 highlights

- Develop Learning and Development programmes for EEA competency profiles.

### Objectives, indicators and outputs

#### Specific multiannual objectives (MAWP)

1. *To maintain high quality services (support, advice and guidance) to Agency staff in the areas of personnel management, human resource development, resource management, corporate (administrative, financial and management) systems, facilities management, procurement, financial transactions and accounting to enable the EEA efficient delivery of the work programme;*
2. *To ensure that the Agency has the necessary skills and expertise to deliver the work programme through recruitment of appropriately qualified staff and the tailored training and development of all staff under the EEA learning and development framework;*
3. *To deliver input to the budget life cycle; draft budget (European Commission); budget (EEA Management Board); final accounts and annual activity report (EEA Management Board and budgetary authorities); and discharge process (European Parliament).*

#### Multiannual performance indicators (MAWP)

1. *Satisfaction level in the EEA job satisfaction survey is kept at the same high level as previous years, and a minimum of serious observations/recommendations from audits received;*
2. *Staff competency development activities to support the delivery of the work programmes are planned and executed in accordance with the EEA learning and development framework;*
3. *EEA budget, procurement plan and accounts published within the deadlines as set out in the Financial Regulation;*
4. *Satisfaction level for facilities management services in the EEA job satisfaction survey kept at the same high level as in previous years.*

## EEA Programming Document 2017–2019

### Outputs

| Output  | Type               | Key partners   | Justification/legal reference  | Specific objective(s) | Performance indicator(s) |
|---|--------------------|--|--------------------------------|-----------------------|--------------------------|
| Reply to European Parliaments discharge 2015  | Corporate products | European Parliament  | Framework Financial Regulation | 3                     | 1                        |
| Annual Accounts 2016  | Corporate products | Management Board, Commission services, Court of Auditors                         | Financial Regulation           | 3                     | 1, 3                     |
| Budgetary and Financial Management Report 2016  | Corporate products | Budgetary authorities, Commission services, Court of Auditors                    | Financial Regulation           | 3                     | 1, 3                     |
| Budget 2017 (publication in the Official Journal)   | Corporate products | EU Publications Office   | Financial Regulation           | 3                     | 3                        |
| Procurement plan 2017 (Published in European public procurement journal Tenders Electronic Daily) | Corporate products | DG ENV, DG CLIMA,  | Financial Regulation           | 1, 3                  | 1, 3                     |
| Planning and programming: Draft Budget 2018 (including establishment table)                       | Corporate products | DG ENV /DG BUDG  | Financial Regulation           | 1, 2, 3               | 1, 3                     |
| Building policy   | Corporate products | DG BUDG  | Financial Regulation           | 1                     | 3                        |
| Compliance reporting: Reply to Court of auditors, Internal Audit Service                          | Corporate products | Court of Auditors, Internal Audit Service of the Commission, European Parliament | Financial Regulation           | 1                     | 1                        |

**ANNEXES**



## ANNEX I: RESOURCE ALLOCATION PER ACTIVITY

| No  | Strategic Action / Project Group                                      | Direct fund. | ETC - European Topic Centres | Tech. Developm., IT infrastruct. and services, Data management, Communication, Meetings (incl. MB/SC), Missions and Publications | Total funds | FTE - Full Time Equivalent - core | FTE - Full Time Equivalent - non-core | FTE - Full Time Equivalent Total |
|-----|---|--------------|------------------------------|--|-------------|-----------------------------------|---------------------------------------|----------------------------------|
| 1   | Informing policy implementation                                       |              |                              |  |             |                                   |                                       |                                  |
| 1.1 | Air pollution, transport and noise                                    | 0.1          | 1.2                          | 0.4  | 1.8         | 11                                | 0                                     | 11                               |
| 1.2 | Industrial pollution  | 0.0          | 0.4                          | 0.2  | 0.7         | 6                                 | 0                                     | 6                                |
| 1.3 | Climate change mitigation and energy                                  | 0.1          | 0.7                          | 0.3  | 1.1         | 11                                | 0                                     | 11                               |
| 1.4 | Climate change impacts, vulnerability and adaptation                  | 0.0          | 0.6                          | 0.2  | 0.8         | 8                                 | 0                                     | 8                                |
| 1.5 | Water management, resources and ecosystems                            | 0.0          | 0.8                          | 0.3  | 1.1         | 8                                 | 0                                     | 8                                |
| 1.6 | Marine and coastal environment and maritime activities                | 0.1          | 0.8                          | 0.2  | 1.0         | 6                                 | 1                                     | 7                                |
| 1.7 | Biodiversity and ecosystems, agriculture and forests                  | 0.3          | 1.5                          | 0.4  | 2.1         | 9                                 | 0                                     | 9                                |
| 1.8 | Urban, land use and soil  | 0.0          | 1.0                          | 0.2  | 1.2         | 8                                 | 1                                     | 9                                |
| 1.9 | Waste and material resources  | 0.0          | 0.4                          | 0.1  | 0.5         | 3                                 | 0                                     | 3                                |
|     | <b>Subtotal 1</b>   | <b>0.6</b>   | <b>7.4</b>                   | <b>2.4</b>   | <b>10.3</b> | <b>69</b>                         | <b>1</b>                              | <b>71</b>                        |
| 2   | Assessing systemic challenges   |              |                              |  |             |                                   |                                       |                                  |
| 2.1 | Resource-efficient economy and the environment                        | 0.0          | 0.5                          | 0.1  | 0.6         | 4                                 | 0                                     | 4                                |
| 2.2 | Environment, human health and well-being                              | 0.1          | 0.1                          | 0.2  | 0.3         | 2                                 | 1                                     | 3                                |
| 2.3 | Megatrends and transitions  | 0.3          | 0.0                          | 0.4  | 0.7         | 4                                 | 0                                     | 4                                |
| 2.4 | Sustainability assessments and state of the environment reporting     | 0.0          | 0.0                          | 0.1  | 0.1         | 5                                 | 0                                     | 5                                |
|     | <b>Subtotal 2</b>   | <b>0.3</b>   | <b>0.6</b>                   | <b>0.8</b>   | <b>1.7</b>  | <b>16</b>                         | <b>1</b>                              | <b>17</b>                        |
| 3   | Knowledge Co-creation, sharing and use                                | 0.0          |                              |  |             |                                   |                                       |                                  |
| 3.1 | Networking and partnerships   | 0.0          | 0.0                          | 0.2  | 0.2         | 9                                 | 0                                     | 9                                |
| 3.2 | Technical systems development   | 0.0          | 0.0                          | 0.8  | 0.8         | 7                                 | 0                                     | 7                                |
| 3.3 | Monitoring, Data and information management                           | 0.0          | 0.0                          | 0.6  | 0.6         | 7                                 | 0                                     | 7                                |
| 3.4 | Communication, outreach and user analysis                             | 0.0          | 0.0                          | 0.6  | 0.6         | 8                                 | 0                                     | 8                                |
| 3.5 | Quality management and operational services                           | 0.0          | 0.0                          | 0.8  | 0.8         | 7                                 | 0                                     | 7                                |
| 3.6 | Copernicus operational services                                       | 0.0          | 0.0                          | 0.0  | 0.0         | 1                                 | 3                                     | 4                                |
| 3.7 | Capacity building in West Balkan and European Neighbourhood countries | 0.0          | 0.0                          | 0.0  | 0.0         | 3                                 | 7                                     | 10                               |
|     | <b>Subtotal 3</b>   | <b>0.0</b>   | <b>0.0</b>                   | <b>3.1</b>   | <b>3.1</b>  | <b>41</b>                         | <b>10</b>                             | <b>51</b>                        |
| 4   | EEA management  |              |                              |  |             |                                   |                                       |                                  |
| 4.1 | Governance and management   | 0.0          | 0.0                          | 0.2  | 0.2         | 35                                | 0                                     | 35                               |
| 4.2 | Administration  | 0.0          | 0.0                          | 0.1  | 0.1         | 24                                | 2                                     | 26                               |
|     | <b>Subtotal 4</b>   | <b>0.0</b>   | <b>0.0</b>                   | <b>0.4</b>   | <b>0.4</b>  | <b>60</b>                         | <b>2</b>                              | <b>62</b>                        |
|     | <b>Total</b>  | <b>0.9</b>   | <b>8.0</b>                   | <b>6.6</b>   | <b>15.5</b> | <b>185</b>                        | <b>14</b>                             | <b>200</b>                       |

This table includes funds allocated to operational activities, missions, meetings etc. (million EUR). The total FTE count (200) takes vacancies and part time work in to account and is hence lower than the total number of posts/positions by a factor 10 %. Non-core staff is included in the FTE count (Copernicus and ENI East, ENI South and Human Bio). If value is equal to or below 0.5 Million EUR, the value is displayed as 0.0.

# EEA Programming Document 2017–2019

## ANNEX II: HUMAN AND FINANCIAL RESOURCES

**Table 1 – Expenditure**

| Expenditure              | 2016                      |                        | 2017                      |                        |
|--------------------------|---------------------------|------------------------|---------------------------|------------------------|
|                          | Commitment appropriations | Payment appropriations | Commitment appropriations | Payment appropriations |
| <b>Title 1</b>           | 23,675,924                | 23 675 924             | 23 505 381                | 23 505 381             |
| <b>Title 2</b>           | 4,058,585                 | 4 058 585              | 4 197 000                 | 4 197 000              |
| <b>Title 3</b>           | 13,952,988                | 13 952 988             | 13 986 925                | 13 986 925             |
| <b>Total expenditure</b> | 41,687,497                | 41 687 497             | 41 689 306                | 41 689 306             |

| EXPENDITURE   | Commitment appropriations      |             |                   |                 |               |
|---|--------------------------------|-------------|-------------------|-----------------|---------------|
|   | Executed Budget 2015 Core only | Budget 2016 | Draft Budget 2017 |                 | VAR 2017/2016 |
|   |                                |             | Agency request    | Budget Forecast |               |
| <b>Title 1</b>                                      |                                |             |                   |                 |               |
| <b>Staff Expenditure</b>                            | 22 882 656                     | 23 675 924  | 23 896 046        | 23 505 381      | 99 %          |
| <b>11 Salaries &amp; allowances</b>                 | 21 110 019                     | 22 036 234  | 22 225 145        | 21 875 381      | 99 %          |
| - of which establishment plan posts                 | 16 441 842                     | 17 177 234  | 17 318 799        | 17 025 381      | 99 %          |
| - of which external personnel                       | 4 668 177                      | 4 859 000   | 4 906 346         | 4 850 000       | 104 %         |
| <b>12 Expenditure relating to Staff recruitment</b> | 289 389                        | 283 800     | 250 000           | 250 000         | 100 %         |
| <b>13 Mission expenses</b>                          | 655 000                        | 642 890     | 700 000           | 650 000         | 93 %          |
| <b>14 Socio-medical infrastructure</b>              | 821 029                        | 699 000     | 715 901           | 716 000         | 98 %          |
| <b>16 Social services</b>                           | 7 220                          | 14 000      | 5 000             | 14 000          | 98 %          |
| <b>Title 2</b>                                      |                                |             |                   |                 |               |
| <b>Infrastructure and operating expenditure</b>     | 4 219 735                      | 4 058 585   | 4 197 000         | 4 197 000       | 103 %         |
| <b>21 Rental of buildings and associated costs</b>  | 3 391 164                      | 3 071 695   | 3 215 000         | 3 195 000       | 105 %         |
| <b>22 Movable property and associated costs</b>     | 208 002                        | 246 512     | 270 000           | 235 000         | 104 %         |
| <b>23 Current administrative expenditure</b>        | 397 559                        | 444 000     | 460 000           | 515 000         | 107 %         |
| <b>24 Postage /Telecommunications</b>               | 6 728                          | 12 000      | 12 000            | 12 000          | 100 %         |
| <b>25 EEA Governance</b>                            | 206 281                        | 271 428     | 230 000           | 230 000         | 85 %          |
| <b>26 Environmental management of the EEA</b>       | 10 000                         | 12 950      | 10 000            | 10 000          | 65 %          |
| <b>Title 3</b>                                      |                                |             |                   |                 |               |
| <b>Operational expenditure</b>                      | 14 349 396                     | 13 952 988  | 14 134 280        | 13 986 925      | 100 %         |
| <b>33 Resources</b>                                 | 13 603 150                     | 13 238 988  | 13 058 068        | 13 081 925      | 98 %          |
| <b>34 Strategic Actions</b>                         | 746 246                        | 714 000     | 1 076 212         | 905 000         | 134 %         |

## EEA Programming Document 2017–2019

| EXPENDITURE              | Commitment appropriations      |             |                   |                 |               |
|--------------------------|--------------------------------|-------------|-------------------|-----------------|---------------|
|                          | Executed Budget 2015 Core only | Budget 2016 | Draft Budget 2017 |                 | VAR 2017/2016 |
|                          |                                |             | Agency request    | Budget Forecast |               |
| <b>TOTAL EXPENDITURE</b> | 41 451 788                     | 41 687 497  | 42 227 326        | 41 689 306      | 100 %         |

| EXPENDITURE   | Payment appropriations         |             |                   |                 |               |
|---|--------------------------------|-------------|-------------------|-----------------|---------------|
|   | Executed Budget 2015 Core only | Budget 2016 | Draft Budget 2017 |                 | VAR 2017/2016 |
|   |                                |             | Agency request    | Budget Forecast |               |
| <b>Title 1 Staff Expenditure</b>                        | 22 804 694                     | 23 675 924  | 23 896 046        | 23 505 381      | 99 %          |
| <b>11 Salaries &amp; allowances</b>                     | 21 106 013                     | 22 036 234  | 22 225 145        | 21 875 381      | 99 %          |
| - of which establishment plan posts                     | 16 441 842                     | 17 177 234  | 17 318 799        | 17 025 381      | 99 %          |
| - of which external personnel                           | 4 664 171                      | 4 859 000   | 4 906 346         | 4 850 000       | 104 %         |
| <b>12 Expenditure relating to Staff recruitment</b>     | 278 448                        | 283 800     | 250 000           | 250 000         | 100 %         |
| <b>13 Mission expenses</b>                              | 654 323                        | 642 890     | 700 000           | 650 000         | 93 %          |
| <b>14 Socio-medical infrastructure</b>                  | 758 691                        | 699 000     | 715 901           | 716 000         | 98 %          |
| <b>16 Social services</b>                               | 7 220                          | 14 000      | 5 000             | 14 000          | 98 %          |
| <b>Title 2 Infrastructure and operating expenditure</b> | 4 050 289                      | 4 058 585   | 4 197 000         | 4 197 000       | 103 %         |
| <b>21 Rental of buildings and associated costs</b>      | 3 276 038                      | 3 071 695   | 3 215 000         | 3 195 000       | 105 %         |
| <b>22 Movable property and associated costs</b>         | 205 456                        | 246 512     | 270 000           | 235 000         | 104 %         |
| <b>23 Current administrative expenditure</b>            | 362 584                        | 444 000     | 460 000           | 515 000         | 107 %         |
| <b>24 Postage /Telecommunications</b>                   | 3 703                          | 12 000      | 12 000            | 12 000          | 100 %         |
| <b>25 EEA Governance</b>                                | 196 624                        | 271 428     | 230 000           | 230 000         | 85 %          |
| <b>26 Environmental management of the EEA</b>           | 5 884                          | 12 950      | 10 000            | 10 000          | 65 %          |
| <b>Title 3 Operational expenditure</b>                  | 14 154 953                     | 13 952 988  | 14 134 280        | 13 986 925      | 100 %         |
| <b>33 Resources</b>                                     | 13 408 707                     | 13 238 988  | 13 058 068        | 13 081 925      | 98 %          |
| <b>34 Strategic Actions</b>                             | 746 246                        | 714 000     | 1 076 212         | 905 000         | 134 %         |
| <b>TOTAL EXPENDITURE</b>                                | 41 009 936                     | 41 687 497  | 42 227 326        | 41 689 306      | 100 %         |

# EEA Programming Document 2017–2019

## Table 2 – Revenue

| Revenues   | 2016                             | 2017              |
|--|----------------------------------|-------------------|
|  | Revenues estimated by the agency | Budget Forecast   |
| EU contribution  | 36 309 444                       | 36 309 444        |
| Additional EU funding: ad hoc grants and delegation agreements | 8 800 000                        | 14 400 000*       |
| Other revenue  | 5 378 257                        | 5 380 066         |
| <b>Total revenues</b>  | <b>50 487 497</b>                | <b>56 089 306</b> |

- HumanBio not included as agreement not signed yet and the final amount still unknown

| REVENUES  | 2015              | 2016                             | 2017                       |                   | VAR<br>2017/2016 |
|---|-------------------|----------------------------------|----------------------------|-------------------|------------------|
|   | Executed Budget   | Revenues estimated by the agency | As requested by the agency | Budget Forecast   |                  |
| <b>1 REVENUE FROM FEES AND CHARGES</b>  |                   |                                  |                            |                   |                  |
| <b>2 EU CONTRIBUTION</b>  | 36 309 240        | 36 309 240                       | 36 728 260                 | 36 309 240        | 100 %            |
| - Of which assigned revenues deriving from previous years' surpluses                                      | 1 142 835         |                                  |                            |                   |                  |
| - Of which funding of European Schools Type 2   | 212 360           | 212 360                          | 212 360                    | 212 360           |                  |
| <b>3 THIRD COUNTRIES CONTRIBUTION (incl. EFTA and candidate countries)</b>                                | 5 409 066         | 5 378 257                        | 5 499 066                  | 5 380 066         | 100 %            |
| - Of which EFTA   | 1 036 125         | 981 369                          | 1 076 235                  | 982 066           | 100 %            |
| - Of which candidate countries  | 4 372 941         | 4 396 888                        | 4 422 831                  | 4 398 000         | 100 %            |
| <b>4 OTHER CONTRIBUTIONS</b>  |                   |                                  |                            |                   |                  |
| - Of which additional EU funding stemming from ad hoc grants (FFR Art. 7)                                 | 7 438 168         |                                  |                            |                   |                  |
| - Of which additional EU funding stemming from delegation agreements (FFR Art. 8)                         |                   | 8 800 000                        | 11 000 000                 | 14 400 000*       |                  |
| <b>5 ADMINISTRATIVE OPERATIONS</b>  |                   |                                  |                            |                   |                  |
| - Of which interest generated by funds paid by the Commission by way of the EU contribution (FFR Art. 58) |                   |                                  |                            |                   |                  |
| <b>6 REVENUES FROM SERVICES RENDERED AGAINST PAYMENT</b>  |                   |                                  |                            |                   |                  |
| <b>7 CORRECTION OF BUDGETARY IMBALANCES</b>   |                   |                                  |                            |                   |                  |
| <b>TOTAL REVENUES</b>   | <b>49 156 474</b> | <b>50 487 497</b>                | <b>53 227 326</b>          | <b>56 089 306</b> | <b>101 %</b>     |

- HumanBio not included as agreement not signed yet.

## EEA Programming Document 2017-2019

---

**Table 3 – Budget outturn and cancellation of appropriations**

| Budgetary result specification                    | 2015             | 2014           | 2013             |
|---|------------------|----------------|------------------|
| C1- CURRENT YEAR APPROPRIATIONS                   |                  |                |                  |
| Amount not recuperated                            |                  |                | -430             |
| Amount not made available in the budget           |                  | 3,779          |                  |
| Non-committed                                     | 266,519          | 338,119        | 230,547          |
| Committed, carried over to C9                     | 1                | 18,287         | 805,183          |
| C4 - Reused funds current year                    |                  |                |                  |
| Amounts not made available in the budget          | 34,504           | 4,336          | 2,522            |
| C5 - Reused funds carried over                    |                  |                |                  |
| Cancellation of unused appropriations             |                  |                | 2,043            |
| C8 - APPROPRIATIONSCARRIED OVER FROM PREVIOUSYEAR |                  |                |                  |
| Cancellation of unused appropriations             | 854,824          | 385,124        | 380,949          |
| Exchange rate difference ( gain +/-loss-)         | - 13,013         | 2,741          | 2,060            |
| <b>Sum:</b>                                       | <b>1,142,835</b> | <b>752,386</b> | <b>1,422,874</b> |

ANNEX III: STAFF POPULATION

**Table 1 – Staff population and its evolution; overview of all categories**

| Staff population                                 |        | Staff population actually filled at 31.12.2014 | Staff population in voted EU Budget 2015 | Staff population actually filled at 31.12.2015 | Authorised under EU Budget 2016 | Draft budget for year 2017 | Envisaged in 2018 | Envisaged in 2019 |
|--|--------|--|--|--|---------------------------------|----------------------------|-------------------|-------------------|
| Officials  | AD     | 1  | 1  | 1  | 1                               | 1                          | 1                 | 1                 |
|  | AST    | 3  | 3  | 3  | 3                               | 3                          | 3                 | 3                 |
|  | AST/SC | 0  | 0  | 0  | 0                               | 0                          | 0                 | 0                 |
| TA   | AD     | 63   | 64                                       | 61   | 64                              | 62                         | 59                | 59                |
|  | AST    | 64   | 65                                       | 63   | 62                              | 61                         | 61                | 61                |
|  | AST/SC | 0  | 0  | 0  | 0                               | 0                          | 0                 | 0                 |
| Total  |        | 131  | 133                                      | 128  | 130                             | 127                        | 124               | 124               |
| CA GF IV   |        | 37   | 42                                       | 37   |                                 |                            |                   |                   |
| CA GF III  |        | 12   | 15                                       | 11   |                                 |                            |                   |                   |
| CA GF II   |        | 14   | 17                                       | 13   |                                 |                            |                   |                   |
| CA GF I  |        | 0  | 0  | 0  | 0                               | 0                          | 0                 | 0                 |
| Total CA   |        | 63   | 74                                       | 61   | 70                              | 71                         | 71                | 71                |
| SNE  |        | 20   | 20                                       | 18   | 20                              | 20                         | 20                | 20                |
| <i>Structural service providers</i>              |        | 10   | 16                                       | 12   | 16                              | 16                         | 16                | 16                |
| <b>Total</b>                                     |        | <b>224</b>                                     | <b>243</b>                               | <b>219</b>                                     | <b>236</b>                      | <b>234</b>                 | <b>231</b>        | <b>231</b>        |
| <i>External staff for occasional replacement</i> |        |  |  | 0  |                                 |                            |                   |                   |

## EEA Programming Document 2017–2019

**Table 2 – Multi-annual staff policy plan**

| Category and grade | Establishment plan in EU Budget 2015 |           | Filled as of 31.12.2015 |           | Modifications envisaged in establishment plan 2015 in application of flexibility rule |          | Establishment plan in voted EU Budget 2016 |           | Modifications envisaged in establishment plan 2016 in application of flexibility rule |          | Establishment plan 2017 |           | Establishment plan 2018 |           | Establishment plan 2019 |           |
|--------------------|--------------------------------------|-----------|-------------------------|-----------|---|----------|--|-----------|---|----------|-------------------------|-----------|-------------------------|-----------|-------------------------|-----------|
|                    | officials                            | TA        | officials               | TA        | officials   | TA       | officials                                  | TA        | officials   | TA       | officials               | TA        | officials               | TA        | officials               | TA        |
| AD 16              |                                      |           |                         |           |   |          |  |           |   |          |                         |           |                         |           |                         |           |
| AD 15              |                                      | 1         |                         | 0         |   |          |  | 1         |   |          |                         | 1         |                         | 1         |                         | 1         |
| AD 14              |                                      | 2         |                         | 2         |   |          |  | 2         |   |          |                         | 2         |                         | 2         |                         | 2         |
| AD 13              |                                      | 2         |                         | 1         |   |          | 1  | 3         |   |          | 1                       | 3         | 1                       | 3         | 1                       | 4         |
| AD 12              | 1                                    | 10        | 1                       | 8         |   |          |  | 11        |   |          |                         | 12        |                         | 13        |                         | 14        |
| AD 11              |                                      | 10        |                         | 9         |   |          |  | 10        |   |          |                         | 11        |                         | 12        |                         | 13        |
| AD 10              |                                      | 10        |                         | 6         |   |          |  | 10        |   |          |                         | 11        |                         | 12        |                         | 12        |
| AD 9               |                                      | 10        |                         | 8         |   |          |  | 10        |   |          |                         | 11        |                         | 12        |                         | 12        |
| AD 8               |                                      | 10        |                         | 10        |   |          |  | 10        |   |          |                         | 8         |                         | 3         |                         | 1         |
| AD 7               |                                      | 7         |                         | 10        |   |          |  | 7         |   |          |                         | 3         |                         | 1         |                         |           |
| AD 6               |                                      | 2         |                         | 7         |   |          |  |           |   |          |                         |           |                         |           |                         |           |
| AD 5               |                                      |           |                         | 0         |   |          |  |           |   |          |                         |           |                         |           |                         |           |
| <b>Total AD</b>    | <b>1</b>                             | <b>64</b> | <b>1</b>                | <b>61</b> | <b>0</b>  | <b>0</b> | <b>1</b>                                   | <b>64</b> | <b>0</b>  | <b>0</b> | <b>1</b>                | <b>62</b> | <b>1</b>                | <b>59</b> | <b>1</b>                | <b>59</b> |

## EEA Programming Document 2017–2019

| Category and grade | Establishment plan in EU Budget 2015 |            | Filled as of 31.12.2015 |            | Modifications envisaged in establishment plan 2015 in application of flexibility rule |          | Establishment plan in voted EU Budget 2016 |            | Modifications envisaged in establishment plan 2016 in application of flexibility rule |          | Establishment plan 2017 |            | Establishment plan 2018 |            | Establishment plan 2019 |            |
|--------------------|--------------------------------------|------------|-------------------------|------------|---|----------|--|------------|---|----------|-------------------------|------------|-------------------------|------------|-------------------------|------------|
|                    | officials                            | TA         | officials               | TA         | officials   | TA       | officials                                  | TA         | officials   | TA       | officials               | TA         | officials               | TA         | officials               | TA         |
| AST 11             |                                      | 3          |                         | 0          |   |          |  | 3          |   |          |                         | 3          |                         | 3          |                         | 3          |
| AST 10             |                                      | 3          |                         | 2          |   |          |  | 3          |   |          |                         | 4          |                         | 4          | 1                       | 4          |
| AST 9              | 2                                    | 8          | 1                       | 2          |   |          | 3  | 8          |   |          | 3                       | 9          | 3                       | 10         | 2                       | 12         |
| AST 8              | 1                                    | 10         | 2                       | 7          |   |          |  | 10         |   |          |                         | 10         |                         | 12         |                         | 12         |
| AST 7              |                                      | 10         |                         | 9          |   |          |  | 10         |   |          |                         | 10         |                         | 11         |                         | 12         |
| AST 6              |                                      | 10         |                         | 6          |   |          |  | 10         |   |          |                         | 10         |                         | 11         |                         | 11         |
| AST 5              |                                      | 10         |                         | 11         |   |          |  | 10         |   |          |                         | 12         |                         | 9          |                         | 6          |
| AST 4              |                                      | 8          |                         | 13         |   |          |  | 7          |   |          |                         | 3          |                         | 1          |                         | 1          |
| AST 3              |                                      | 2          |                         | 7          |   |          |  | 1          |   |          |                         | 1          |                         |            |                         |            |
| AST 2              |                                      | 1          |                         | 5          |   |          |  |            |   |          |                         |            |                         |            |                         |            |
| AST 1              |                                      |            |                         | 1          |   |          |  |            |   |          |                         |            |                         |            |                         |            |
| <b>Total AST</b>   | <b>3</b>                             | <b>65</b>  | <b>3</b>                | <b>63</b>  | <b>0</b>  | <b>0</b> | <b>3</b>                                   | <b>62</b>  | <b>0</b>  | <b>0</b> | <b>3</b>                | <b>61</b>  | <b>3</b>                | <b>61</b>  | <b>3</b>                | <b>61</b>  |
| <b>Total</b>       | <b>4</b>                             | <b>129</b> | <b>4</b>                | <b>124</b> | <b>0</b>  | <b>0</b> | <b>4</b>                                   | <b>126</b> | <b>0</b>  | <b>0</b> | <b>4</b>                | <b>127</b> | <b>4</b>                | <b>120</b> | <b>4</b>                | <b>120</b> |



## ANNEX IV: STAFF POLICY

### A. Recruitment policy

The EEA recruitment policies for temporary and contract agents are laid down in the respective implementing rules adopted by the EEA. Officials are recruited via open competition and transfer within the institution and/or transfer from other institutions. The policy for recruitment of temporary agents employed under Art. 2 (f) (TA2f) has been adopted according to the new agency model implementing rules on the engagement and use of temporary agents 2f as agreed between the European Commission and the EU agencies and as adopted by the Commission while the policy for the recruitment of contract agents remained unchanged until a new agency model will be adopted by the Commission.

The selection procedure for temporary agents TA2f is laid down in the Management Board Decision on the engagement and use of temporary agents (written procedure 007/EEA/MB-WP-HR/2015 signed on 25 August 2015) further to the new agency model implementing rules adopted by the Commission(C(2015)1509) following Art. 110(2) of the Staff Regulations. The selection procedure for contract agents is laid down in the Management Board Decision on the engagement and use of contract staff (EEA/BU/51/written procedure of 21 May 2010) while awaiting the new agency model to be adopted by the Commission (probably in 2017).

Both documents include the following main steps:

- Publication of the vacancy notice on the EEA website and on the EPSO website listing formal requirements, eligibility and selection criteria, and indicating type and duration of contract and recruitment grade.
- Setting up of a Selection Committee representing the recruiting programme, the administration and the Staff Committee. An external member may be invited if required by the nature of the post.
- Pre-selection of candidates on the basis of CVs and motivation letter, permitting the evaluation of formal requirements, eligibility and selection criteria.
- Written tests of selected candidates covering the specific competences in the area of expertise, general aptitudes and language abilities. Exceptions to this practice are duly motivated.
- Interviews of selected candidates by the Selection Committee on the basis of pre-defined questions.
- List of successful candidates submitted by the Selection Committee to the Appointing Authority.
- Recruitment interviews by the Appointing Authority and/or the Head of the recruiting programme.
- Reserve list of suitable candidates established by the Appointing Authority.
- Appointment decision taken by the Appointing Authority.

Long-term temporary agents, who take up posts with a long-term perspective, are recruited with the above mentioned implementing rules and in general at the levels indicated below in order to permit a long-term career development:

- AST 1 to AST 4 for function group AST;
- AD 5 to AD 8 for function group AD.

Recruitment at grades AD 9–11, and in exceptional cases at grade 12 for management posts, shall remain within the limits of 20 % of recruitments per year (averaged over five years) for long-term employment within EEA.

## **Officials/temporary agents on long-term employment**

The EEA requires technically qualified staff with specialist knowledge and experience for most of its activities. This is also valid for staff working in administration, accounting, audit and informatics etc. since in many cases, there will be only one member of staff to cover each specific activity.

The EEA has selected a staffing model focused on temporary agents on potentially long-term employment in order to lead, manage and deliver core activities. It will, however, become increasingly challenging to have all core activities covered by temporary agents, given the imposed staff reductions. The EEA has a small number of permanent posts in order to provide a scope for mobility of technical experts between the EEA and other Community institutions.

The criteria of the EEA in the identification of the post as being of long-term duration continue to be the following:

- for posts covering tasks of a permanent nature as identified in the strategy based on the EEA Founding Regulation;
- to safeguard continuous expertise in specific areas.

For temporary posts identified for long-term employment, contracts can be offered for employment as a temporary agent under Article 2(f) of CEOS, for a period of four years, renewable for another time-limited period not exceeding four years. Second prolongations are of an indefinite duration by virtue of CEOS. All contract renewals are subject to a thorough assessment taking into due consideration the specific needs of the service and the availability of budgetary provisions.

All temporary posts (with the exception of the Executive Director) are identified as posts of long-term employment.

## **Temporary agents on short term employment**

The Executive Director is appointed by the Management Board for a period of five years, renewable, under Article 2 (a) of CEOS.

Following the new rules on unpaid leave for TA2f introduced with the 2014 reform of the CEOS, contracts for TA2f might be offered for short-term and limited employment in order to replace a TA2f on unpaid leave (Art. 52(3) CEOS).

## **Contract agents on long-term employment**

Not applicable at the EEA for the time being.

## **Contract agents on short-term employment**

Contract agents are offered a contract under Article 3 (a) of CEOS, for a period not exceeding a total of eight years, made up of a first contract of up to four years with a possibility of one renewal also of up to four years. These durations are the generally applied durations for contract agents on core funding. The duration of a concrete contract may however vary depending on the staffing needs, and in particular on the funding source (specially funded projects).

EEA employs contract agents for short-term employment according to the following criteria:

- to contribute to or lead on managing and delivering main core activities, under the supervision of officials or temporary staff;
- heavy workload foreseen in a certain area for a substantial, but not indefinite, time period;
- to work with specific, time-limited projects;
- new expertise in an exploratory capacity (where the long-term aspect of the post is unclear and needs further assessment);

- to fill gaps during long-term absences.

All possible renewals of contracts are subject to a thorough assessment taking into due consideration the specific needs of the service and the availability of budgetary provisions.

## **Seconded national experts**

Seconded national experts are assisting the EEA in carrying out the duties assigned to them under the work programme or description of duties drawn up when they apply for the secondment. They continue to be an invaluable part of the staffing structure and their support is pivotal for the cooperation with the European wide network Eionet as defined and established in the Founding Regulation of the EEA, as a means to enable further knowledge sharing and building between EEA and its member countries.

The secondments of national experts to the EEA are governed by the Commission Decision of 12.11.2008 laying down rules on the secondment to the Commission of national experts and national experts in professional training, applied by analogy at EEA. Secondments are usually concluded for an initial period of one year and can be renewed up to a total of four years, with an exceptional further extension possible, under duly justified circumstances, up to a total maximum of six years.

## **Structural service providers**

The EEA makes use of structural service providers to a certain extent, typically in the areas of IT support and general support (e.g. *interimaires*). Service providers are under contract with private companies which have been selected via a tender procedure (usually an open call for tender). The framework contracts are normally of four years of duration.

## **B. Appraisal of performance and reclassification/promotions**

### **Appraisal of performance**

The EEA has an annual Career Development Cycle (CDC) scheme in place for staff since 2004. An individual development plan is drawn up in December for the following year laying down the objectives and performance indicators of the staff member in relation to the work programme. The CDC includes also the formalisation of the identification of individual learning and development needs. An appraisal is done in January on the performance in the previous year on the basis of the performance indicators set in the yearly development plan. New implementing rules on appraisals were adopted by Management Board decision of 30 October 2015 according to the agency model rules agreed between the European Commission and the EU agencies, in accordance with the established procedure under Art. 110 of the Staff Regulations.

### **Reclassification of temporary staff/promotion of officials**

New implementing rules on the promotion of officials and reclassification of temporary agents have been adopted in April 2016 according to the agency model implementing rules agreed between the European Commission and the EU agencies, in accordance with the established procedure under Art. 110 of the Staff Regulations. These rules substitute the former promotion/reclassification rules in place at the Agency. A promotion/reclassification exercise for officials and TAs has therefore been carried out in 2016 following the new rules.

## EEA Programming Document 2017–2019

---

| Category and grade  | Staff in activity at 31.12.2015 |            | How many staff members were promoted/reclassified in 2016 |           | Average number of years in grade of reclassified/promoted staff members |
|---------------------|---------------------------------|------------|---|-----------|---|
|                     | officials                       | TA         | officials   | TA        |   |
| AD 16               |                                 |            |   |           |   |
| AD 15               |                                 |            |   |           |   |
| AD 14               |                                 | 2          |   |           |   |
| AD 13               |                                 | 1          |   |           |   |
| AD 12               | 1                               | 8          |   |           |   |
| AD 11               |                                 | 9          |   | 1         | 5   |
| AD 10               |                                 | 6          |   |           |   |
| AD 9                |                                 | 8          |   | 2         | 3,0   |
| AD 8                |                                 | 10         |   | 2         | 3,25  |
| AD 7                |                                 | 10         |   | 2         | 2   |
| AD 6                |                                 | 7          |   | 3         | 2,99  |
| AD 5                |                                 |            |   |           |   |
| <b>Total AD</b>     | <b>1</b>                        | <b>61</b>  | <b>0</b>  | <b>10</b> | <b>3,05</b>   |
| AST 11              |                                 |            |   |           |   |
| AST 10              |                                 | 2          |   |           |   |
| AST 9               | 1                               | 2          |   |           |   |
| AST 8               | 2                               | 7          |   |           |   |
| AST 7               |                                 | 9          |   | 1         | 6   |
| AST 6               |                                 | 6          |   | 1         | 8   |
| AST 5               |                                 | 11         |   | 1         | 4   |
| AST 4               |                                 | 13         |   | 1         | 3,42  |
| AST 3               |                                 | 7          |   | 2         | 2,25  |
| AST 2               |                                 | 5          |   | 2         | 2,79  |
| AST 1               |                                 | 1          |   | 1         | 4,92  |
| <b>Total AST</b>    | <b>3</b>                        | <b>63</b>  | <b>1</b>  | <b>9</b>  | <b>4,05</b>   |
| AST/SC6             |                                 |            |   |           |   |
| AST/SC5             |                                 |            |   |           |   |
| AST/SC4             |                                 |            |   |           |   |
| AST/SC3             |                                 |            |   |           |   |
| AST/SC2             |                                 |            |   |           |   |
| AST/SC1             |                                 |            |   |           |   |
| <b>Total AST/SC</b> | <b>0</b>                        | <b>0</b>   | <b>0</b>  | <b>0</b>  | <b>0</b>  |
| <b>Total</b>        | <b>4</b>                        | <b>124</b> | <b>1</b>  | <b>19</b> | <b>3,52</b>   |

### Reclassification of contract staff

New implementing rules on the reclassification of contract agents have been adopted in April 2016 according to the agency model implementing rules agreed between the European Commission and the EU agencies. A reclassification exercise for CAs has therefore been carried out in 2016 following the new rules. This is the first reclassification exercise carried out for contract agents at EEA as no rules have been in place for reclassification of contract agents until now.

| Function Group | Grade | Staff in activity at 31.12.2015 | How many staff members were reclassified in 2016 | Average number of years in grade of reclassified staff members |
|----------------|-------|---------------------------------|--|--|
| CA IV          | 18    |                                 |  |  |
|                | 17    |                                 |  |  |
|                | 16    | 10                              | 4  | 3.71   |
|                | 15    |                                 |  |  |
|                | 14    | 23                              | 11   | 3.77   |
| CA III         | 13    | 4                               | 3  | 3.76   |
|                | 12    |                                 |  |  |
|                | 11    |                                 |  |  |
|                | 10    | 2                               | 1  | 4.25   |
|                | 9     | 7                               | 3  | 4.32   |
| CA II          | 8     | 2                               | 1  | 3.33   |
|                | 7     |                                 |  |  |
|                | 6     |                                 |  |  |
|                | 5     | 10                              | 3  | 3.92   |
|                | 4     | 3                               | 2  | 4.6  |
| CA I           | 3     |                                 |  |  |
|                | 2     |                                 |  |  |
|                | 1     |                                 |  |  |
| <b>Total</b>   |       | 61                              | 28   | 3.9  |

### **C. Mobility policy (internal mobility between the agencies and the institutions)**

#### **Internal mobility**

As a general rule, and in compliance with the provisions of the implementing rules on the engagement and use of temporary agents adopted on 25 August 2015, vacant temporary agent posts are published internally either prior to an inter-agency or external publication, or at the same time, with a view to possibly fill the posts through reassignment of existing staff, where appropriate. Such internal calls for expression of interest must be guided by the same selection criteria as the inter-agency and external publications and are published on the Agency's intranet. All staff who meet the formal requirements are encouraged to apply.

In 2016 two vacancies as Head of Group were filled subsequent to internal publication at the EEA, as well as one Project manager post in the Executive Director's office.

Vacancies may be used for reassignments of staff to a larger extent in the future due to the increasing necessity to identify redundancies.

With regard to contract agents and seconded national experts, owing to their employment being of limited duration, internal mobility occurs less frequently and will, to a larger extent, be governed by changes in the specific needs of the service linked to changes in the priorities of the Agency.

#### **Mobility among Agencies (incl. the former 'Inter-agency Job Market' (IAJM))**

The basis of the now rescinded IAJM was to offer possibilities of mobility to temporary agents in agencies by assuring a continuation of careers and grades. New provisions have however been introduced for temporary agents employed under Art. 2 (f) (TA2f) of the Conditions of employment of other servants (CEOS) as from January 2014, where by virtue of Art. 55 of CEOS together with the agency model implementing rules on TA2f, a new contract TA2f concluded with an agency immediately following a preceding contract for such TA2f shall ensure continuation of employment and career with the same grade and step and seniority in the grade and step as the preceding contract. Because of these new rules the IAJM became obsolete and has been revoked beginning 2016. The use of the Inter-Agency Job Market in accordance with the former agreement between agencies from 2008 to beginning 2016 was never very extensive in the regulatory agencies. However, it can be expected that more temporary agents in agencies may be benefitting in the future from the new provisions directly laid down in CEOS and linked implementing rules, thus leading to an increased inter-agency mobility.

Mobility among agencies with regard to contract agents is currently not governed by similar provisions. However, for contract agents under 3a contracts who take up a new 3a contract with another agency without a gap between contracts, certain provisions apply for the retention of the former grade, subject to certain requirements.

#### **Mobility between the agencies and the institutions**

In 2016, no transfers of staff from or to other EU institutions have taken place in the strict interpretation of the term (i.e. no transfer of permanent officials).

### D. Gender and geographical balance

#### Gender balance

| Staff                                   | Male      | Female     | Total male and female |
|---|-----------|------------|-----------------------|
| Officials/temporary agents, AD          | 41        | 21         | 62                    |
| Officials/temporary agents, AST         | 26        | 40         | 66                    |
| <b>Total officials/temporary agents</b> | <b>67</b> | <b>61</b>  | <b>128</b>            |
| <b>Contract agents</b>                  | <b>19</b> | <b>42</b>  | <b>61</b>             |
| <b>Seconded national experts</b>        | <b>8</b>  | <b>10</b>  | <b>18</b>             |
| <b>Total</b>                            | <b>94</b> | <b>113</b> | <b>207</b>            |

*Data as of 31/12/2015*

## Geographical balance

| Nationality     | Officials/temporary agents – AD | Officials/temporary agents – AST | Officials/temporary agents – total | Contract agents | Seconded national experts | Total      |
|-----------------|---------------------------------|----------------------------------|------------------------------------|-----------------|---------------------------|------------|
| Austria         | 1                               | 0                                | 1                                  | 0               | 1                         | 2          |
| Belgium         | 4                               | 2                                | 6                                  | 3               | 2                         | 11         |
| Bulgaria        | 0                               | 2                                | 2                                  | 0               | 0                         | 2          |
| Czech Republic  | 0                               | 0                                | 0                                  | 1               | 1                         | 2          |
| Denmark         | 7                               | 28                               | 35                                 | 12              | 0                         | 47         |
| Estonia         | 1                               | 0                                | 1                                  | 0               | 0                         | 1          |
| Finland         | 1                               | 2                                | 3                                  | 1               | 0                         | 4          |
| France          | 6                               | 3                                | 9                                  | 4               | 2                         | 15         |
| Germany         | 11                              | 4                                | 15                                 | 4               | 3                         | 22         |
| Greece          | 1                               | 1                                | 2                                  | 1               | 0                         | 3          |
| Hungary         | 1                               | 0                                | 1                                  | 2               | 0                         | 3          |
| Iceland         | 1                               | 0                                | 1                                  | 0               | 0                         | 1          |
| Ireland         | 3                               | 2                                | 5                                  | 1               | 0                         | 6          |
| Italy           | 0                               | 5                                | 5                                  | 6               | 2                         | 13         |
| Latvia          | 0                               | 1                                | 1                                  | 1               | 0                         | 2          |
| Lithuania       | 0                               | 0                                | 0                                  | 3               | 0                         | 3          |
| Malta           | 0                               | 1                                | 1                                  | 0               | 0                         | 1          |
| Norway          | 0                               | 0                                | 0                                  | 0               | 0                         | 0          |
| Poland          | 1                               | 1                                | 2                                  | 2               | 1                         | 5          |
| Portugal        | 4                               | 1                                | 5                                  | 4               | 0                         | 9          |
| Romania         | 2                               | 0                                | 2                                  | 2               | 2                         | 6          |
| Slovakia        | 1                               | 1                                | 2                                  | 1               | 0                         | 3          |
| Slovenia        | 1                               | 1                                | 2                                  | 1               | 1                         | 4          |
| Spain           | 2                               | 3                                | 5                                  | 4               | 1                         | 10         |
| Sweden          | 3                               | 5                                | 8                                  | 1               | 1                         | 10         |
| Switzerland     | 0                               | 1                                | 1                                  | 0               | 0                         | 1          |
| The Netherlands | 3                               | 2                                | 5                                  | 2               | 0                         | 7          |
| Turkey          | 0                               | 0                                | 0                                  | 0               | 1                         | 1          |
| United Kingdom  | 8                               | 0                                | 8                                  | 5               | 0                         | 13         |
| <b>Total</b>    | <b>62</b>                       | <b>66</b>                        | <b>128</b>                         | <b>61</b>       | <b>18</b>                 | <b>207</b> |

Data as of 31/12/2015



## **E. Schooling**

The European School continues its phased opening in Copenhagen. There is still no new information related to the third language section.

With the ground-breaking ceremony for the dedicated school premises in the Carlsberg district of Copenhagen held in June 2016, it is anticipated that the new school building will open as planned for the 2018/2019 academic year. At that time the secondary level cycle will be implemented in addition to the primary cycle currently being phased in.

## ANNEX V: BUILDINGS

|   | <b>Name, location and type of building</b>  | <b>Other comment</b>   |
|---|---|--|
| <i>Information to be provided per building:</i>   | Kongens Nytorv 6 (KN6)<br>Kongens Nytorv 8 (KN8)  | Down-town (centrally located) late 19th century buildings – earlier hosting banks and headquarters of Danish companies. EEA is the only tenant in KN6 while only renting a part of KN8 |
| Surface area (in square metres)<br>- Of which office space<br>- Of which non-office space | KN6 7 200 m <sup>2</sup> ; KN8 2 740 m <sup>2</sup><br>KN6 6 000 m <sup>2</sup> ; KN8 2 460 m <sup>2</sup><br>KN6 1 000 m <sup>2</sup> ; KN8 280 m <sup>2</sup> |  |
| Annual rent (in EUR)  | KN6: EUR 1 600 000<br>KN8: EUR 650 000<br>Total 2 250 000   |  |
| Type and duration of rental contract  | Indefinite  | EEA has been informed that the current owner of Kongens Nytorv no. 6 envisages to sell the building  |
| Host country grant or support   | <i>None</i>   |  |
| Present value of the building   | <i>Not applicable</i>   |  |

*Building projects in planning phase:*

None

*Building projects submitted to the European Parliament and the Council:*

None

## ANNEX VI: PRIVILEGES AND IMMUNITIES

| <b>Agency privileges</b>  | <b>Privileges granted to staff</b>  |   |
|---|---|---|
|   | <b>Protocol of privileges and immunities/<br/>diplomatic status</b>   | <b>Education/day care</b>   |
| The Agency has diplomatic status  | Agency staff are registered with Danish Protocol. Senior management have full diplomatic status   | Agency statutory staff receive education allowances in line with the Staff regulations  |
| The Agency has exemption from VAT. The Agency pays the VAT on Danish invoices then claims it back from the Danish Protocol. | Externally recruited Agency staff can buy one car free of VAT and registration tax within a period of one year as from the date of taking up duties | No specific privileges. Agency staff have access to day care facilities within Denmark but this can be problematic due to staff being registered via Protocol rather than normal CPR system |

## ANNEX VII: EVALUATIONS

An evaluation of the agency was submitted to the Budgetary Authority on 5 April 2013.

The main findings of the latest evaluation available are as follows:

‘... the evaluation finds that the EEA and Eionet are well established and well-functioning structures, delivering comprehensive and reliable outputs which, to a large extent, satisfy stakeholders’ needs. The qualitative assessment inherent in this evaluation indicates that the EEA continues to be the most effective and efficient solution to providing credible information on the state of the European environment.’

‘The analysis on findings regarding the efficiency dimension, documents the fact that the EEA network is efficient in the sense that cooperative relations are strong and solid and efforts have been made to optimise the functioning and work flows in relation to reporting of data. Stakeholders consider that the EEA and the Eionet provide value for money. The evaluation indicates that the EEA runs a modern and efficient network organisation, with limited potential for optimisation in regard to administrative tasks and key operational work flows. Administrative costs are lower than for similar agencies. Cooperation and working relations, between the different organisational units within the network are regarded as efficient and positive. There is a general consensus on this between stakeholders, and the EEA’s performance is, in this respect, highly appreciated.’

The Commission is carrying out an evaluation and fitness check of the EEA/Eionet founding regulation under the Better Regulation agenda in 2016–2018.

# EEA Programming Document 2017–2019

## ANNEX VIII: RISKS YEAR 2017

| Main risks group |                                 | GENERIC RISKS IDENTIFIED  | Likelihood of occurrence | financial impact | reputation impact | compliance impact | impact on EEA objectives |
|------------------|---------------------------------|---|--------------------------|------------------|-------------------|-------------------|--------------------------|
| external         | External environment            | The impact of the EU political developments and other economic and political developments in Europe on the EEA and EIONET functioning could hamper the delivery of the Multi-Annual Work Programme 2014-2020  | <i>high</i>              | <i>high</i>      | <i>low</i>        | <i>low</i>        | <i>medium</i>            |
|                  |                                 | Continued pressure to frame, and identify, negative priorities could hamper the possibility to invest in priority areas   | <i>medium</i>            | <i>n/a</i>       | <i>medium</i>     | <i>n/a</i>        | <i>medium</i>            |
|                  |                                 | EU Better Regulation agenda: evaluation of EEA/Eionet and its founding Regulation as well as the fitness check on EU monitoring and reporting could have unforeseen impacts on the mandate of the EEA/Eionet and/or on the objectives set out in the MAWP and the allocation of resources thereof | <i>high</i>              | <i>unknown</i>   | <i>medium</i>     | <i>n/a</i>        | <i>high</i>              |
|                  |                                 | The EEA budget could be affected by developments related to country membership of EEA   | <i>high</i>              | <i>high</i>      | <i>low</i>        | <i>low</i>        | <i>high</i>              |
|                  |                                 | Increased risk of cyberattacks puts pressure on EEA IT security   | <i>high</i>              | <i>medium</i>    | <i>medium</i>     | <i>low</i>        | <i>medium</i>            |
| Internal         | Planning, processes and systems | The administrative burden perceived by some partners in ETC grants in addition to signs of decline of national support could hamper the relationships with key partners as they perceive less benefits in being part of the Framework Partnership Agreement                                       | <i>high</i>              | <i>low</i>       | <i>medium</i>     | <i>low</i>        | <i>medium</i>            |
|                  |                                 | Increased pressure on core resources given the volume of projects financed externally without perspective of having these projects integrated as core tasks   | <i>high</i>              | <i>medium</i>    | <i>medium</i>     | <i>low</i>        | <i>medium</i>            |
|                  |                                 | Difficulties in sustaining skills, knowledge and motivation in the organisation combined with the obligation of renouncing to specific competences in the context of staff cuts   | <i>high</i>              | <i>low</i>       | <i>medium</i>     | <i>medium</i>     | <i>medium</i>            |

## EEA Programming Document 2017–2019

---

| Main risks group |                                 | GENERIC RISKS IDENTIFIED   | Likelihood of occurrence | financial impact | reputation impact | compliance impact | impact on EEA objectives |
|------------------|---------------------------------|--|--------------------------|------------------|-------------------|-------------------|--------------------------|
| Internal         | Planning, processes and systems | Increasing demand of use of EEA ICT infrastructure combined with ICT security, and stakeholders requests for 24/7 business continuity, is putting pressure on available resources for maintenance and development i.e. Reportnet 2.0 | <i>medium</i>            | <i>high</i>      | <i>high</i>       | <i>medium</i>     | <i>medium</i>            |
|                  | Legality and regularity aspects | The administrative, procurement and financial requirements of the Delegation Agreement Copernicus could lead to significant delays in the implementation of the entrusted tasks.   | <i>medium</i>            | <i>low</i>       | <i>medium</i>     | <i>high</i>       | <i>low</i>               |
|                  |                                 | Implementation of grants from the EC are not feasible in respect of the financial rules due to the way these grants are designed   | <i>high</i>              | <i>low</i>       | <i>medium</i>     | <i>high</i>       | <i>medium</i>            |
|                  | Communication and information   | No risk identified   |                          |                  |                   |                   |                          |

## EEA Programming Document 2017–2019

### ANNEX IX: PROCUREMENT PLAN 2017

| Reference No | Strategic area (SA) | Title   | Description   | Budget line                  | Procedure             | Contract type              | EUR (estimated total max. budget) | Scheduled start date of contract | Scheduled launch | Duration  |
|--------------|---------------------|---|---|------------------------------|-----------------------|----------------------------|-----------------------------------|----------------------------------|------------------|-----------|
| 1.1          | SA1.3.2             | Expert assistance in the areas of air, climate change, noise and in relation to certain economic sectors (3 Lots) | <p>Lot 1: Expert assistance to support work on energy and the environment, on transport and the environment;</p> <p>Lot 2: Expert assistance to support the Agency's work on greenhouse gas and air pollutant emission, streamlining industrial emission reporting, cross-cutting work on the atmosphere (climate and air interactions), and on impacts and contributions of sectors (including agriculture, industry, households) to air and climate;</p> <p>Lot 3: Expert assistance in the area of environmental noise assessment.</p> | 3411<br>3412<br>3413<br>3414 | Open call for tenders | Framework service contract | 2 250 000                         | 1.7.2018                         | Q4/2017          | 48 months |

## EEA Programming Document 2017–2019

| Reference No | Strategic area (SA) | Title  | Description   | Budget line | Procedure                                | Contract type    | EUR (estimated total max. budget) | Scheduled start date of contract | Scheduled launch | Duration  |
|--------------|---------------------|--|---|-------------|--|------------------|-----------------------------------|----------------------------------|------------------|-----------|
| 1.2          | SA1.7.4             | Development of an indicator of European bat populations trends                                     | 1) Produce a European bat population indicator, based on the methodology published in EEA Technical Report No 19/2013, compiling the data from countries with currently existing bat monitoring schemes<br>2) Present and document the proposed indicator using the standard SEBI documentation form (incl. relevant graphs & maps) | 3417        | Negotiated procedure Art. 134(1)(b)(iii) | Service contract | 55 000                            | 1.3.2017                         | Q1/2017          | 10 months |
| 1.3          | SA1.7.4             | Review of available datasets and methodologies for developing European genetic diversity indicator | To review the state-of-art of data, information and indicators on crop and livestock genetic diversity and to propose the methodology for the prototype indicators at European level, using the standard SEBI documentation form (incl. relevant graphs & maps).  | 3417        | Negotiated procedure                     | Service contract | 15 000                            | 1.4.2017                         | Q1/2017          | 9 months  |
| 1.4          | SA1.8.1             | Calibration of phenological metrics across Europe derived from remote sensing                      | To support NSS3 on developing a new EEA indicator on ecosystem phenology derived from remote sensing.   | 3418        | Negotiated procedure                     | Service contract | 15 000                            | 1.3.2017                         | Q1/2017          | 9 months  |



## EEA Programming Document 2017–2019

| Reference No | Strategic area (SA) | Title   | Description   | Budget line                                  | Procedure             | Contract type              | EUR (estimated total max. budget) | Scheduled start date of contract | Scheduled launch | Duration  |
|--------------|---------------------|---|---|--|-----------------------|----------------------------|-----------------------------------|----------------------------------|------------------|-----------|
| 1.5          | SA2.3.1             | Expert assistance on major integrated environmental assessments           | In view of the SOER2020 process it is required expert assistance on major integrated environmental assessments.   | 3423   | Open call for tenders | Framework service contract | 1 000 000                         | 15.2.2017                        | Q1/2017          | 48 months |
| 1.6          | SA3.2.2             | IT services and support on Zope/Plone/Python web development and helpdesk | IT consultancy services mainly to EEA, but to a minor degree also to DG ENV and DG CLIMA, to support Zope/plone/Python web development and Eionet helpdesk. | 3322   | Open call for tenders | Framework service contract | 3 200 000                         | 1.9.2017                         | Q1/2017          | 48 months |
| 1.7          | SA3.3.1             | Landscan global population database licence                               | Purchase of Landscan global population database licence from East View Cartographic Inc.  | 3325   | Negotiated procedure  | Service contract           | 6 000                             | 01.06.2017                       | Q2/2017          | 12 months |
| 1.8          | SA3.4.1             | Consultancy services for maps, graphs and web production                  | Consultancy services for maps, graphs and web production  | 3320   | Open call for tenders | Framework service contract | 1 200 000                         | 06.06.2017                       | Q1/2017          | 48 months |
| 1.9          | SA4.2.5             | Travel services   | Provision of travel arrangement services for the European Environment Agency (EEA)  | 1300<br>1200<br>1420<br>2501<br>2502<br>3312 | Open call for tenders | Framework service contract | 7 000 000                         | 01.01.2018                       | Q3/2017          | 48 months |

## EEA Programming Document 2017–2019

| Reference No | Strategic area (SA) | Title                                    | Description  | Budget line | Procedure             | Contract type              | EUR (estimated total max. budget) | Scheduled start date of contract | Scheduled launch | Duration  |
|--------------|---------------------|--|--|-------------|-----------------------|----------------------------|-----------------------------------|----------------------------------|------------------|-----------|
| 1.1          | SA4.2.13            | Building repair and maintenance services | Building repair and maintenance services in the areas: electrical work, plumbing, Carpentry/Joinery, painting and decoration, Flooring and Plastering; | 2140        | Open call for tenders | Framework service contract | 260 000                           | 01.04.2018                       | Q4/2017          | 48 months |
| 1.11         | SA4.2.13            | Waste management                         | To manage general household waste for the Agency including organic, electronic, glass and plastic waste  | 2130        | Negotiated procedure  | Framework service contract | 70 000                            | 20.03.2017                       | Q1/2017          | 48 months |
| 1.12         | SA4.2.13            | Plant services                           | To purchase services for plants in meeting rooms and other common areas  | 2190        | Negotiated procedure  | Framework service contract | 15 000                            | 04.12.2017                       | Q3/2017          | 48 months |
| 1.13         | SA4.2.13            | Moving services                          | To provide moving services for the Agency, in particular internally  | 2130        | Negotiated procedure  | Framework service contract | 70 000                            | 05.03.2017                       | Q1/2017          | 48 months |
| 1.14         | SA3.5.7             | Library supplies and services            | Library supplies and services to the EEA including books, e-books, newspaper and periodicals   | 2250        | Negotiated procedure  | Framework service contract | Range between 100 000 to 135 000  | 01.05.2017                       | Q1/2017          | 48 months |

## EEA Programming Document 2017–2019

### Procurement Non-core funding

| Reference No | Strategic area (SA) | Title  | Description   | Budget line | Procedure                       | Contract type              | EUR (estimated total max. budget) | Scheduled start date of contract | Scheduled launch | Duration      |
|--------------|---------------------|--|---|-------------|---------------------------------|----------------------------|-----------------------------------|----------------------------------|------------------|---------------|
| 2.1          | SA3.6.1             | Low level bio-physical parameters at high resolution | Low level bio-physical parameters at high resolution<br>- reference year 2015<br>- phenology product<br>- reference year 2018<br>- phenology product  | 3436        | Open call for tenders           | Framework service contract | 5 000 000                         | 01.07.2017                       | Q1/2017          | 4 x 12 months |
| 2.2          | SA3.6.1             | Support services by the NRC                          | Support services by the NRC in the area of:<br>- Verification by the participating countries – Cover reference year 2015;<br>- Production of CLC2018 (default CLC time series);<br>- Verification of UA2012 and RZ2012 datasets | 3436        | Negotiated procedure Art. 5     | Framework service contract | 10 600 000                        | 01.02.2017                       | Q1/2017          | 48 months     |
| 2.3          | SA3.6.1             | Update of 6 HRLs                                     | Update of 6 HRLs to 2018 – Phase I (2018)<br>Production of bio-geophysical parameters<br>Re-analysis of IMD time series 2006-2009-2012  | 3436        | Open call for tenders           | Framework service contract | 7 000 000                         | 01.06.2018                       | Q4/2017          | 48 months     |
| 2.4          | SA3.6.1             | Support to EAGLE for decentralised methods           | Support to EAGLE for decentralised methods  | 3436        | Call for expression of interest |                            |                                   | 01.02.2017                       | Q1/2017          | 36 months     |

## EEA Programming Document 2017–2019

| Reference No | Strategic area (SA) | Title  | Description  | Budget line | Procedure  | Contract type              | EUR (estimated total max. budget) | Scheduled start date of contract | Scheduled launch | Duration  |
|--------------|---------------------|--|--|-------------|--|----------------------------|-----------------------------------|----------------------------------|------------------|-----------|
| 2.5          | SA3.6.1             | Support to EAGLE for decentralised methods                   | Support to EAGLE for decentralised methods (deliverable: a set of transposed national LC data into CLC) – 2016                           | 3436        | Procedure following a call for expressions of interest | Service contract           | 400 000                           | 01.02.2017                       | Q1/2017          | 12 months |
| 2.6          | SA3.6.1             | Support to EAGLE for decentralised methods                   | Support to EAGLE for decentralised methods (deliverable: a set of transposed national LC data into CLC) – 2017                           | 3436        | Procedure following a call for expressions of interest | Service contract           | 400 000                           | 01.02.2018                       | Q4/2017          | 12 months |
| 2.7          | SA3.6.1             | Monthly snow   | Monthly snow extent and snow-water equivalence monitoring for the 39 EEA countries. (Deliverable: first set of snow monitoring products) | 3436        | Negotiated procedure Art. 5                            | Service contract           | 300 000                           | 01.10.2017                       | Q3/2017          | 12 months |
| 2.8          | SA3.6.1             | Monthly snow   | Monthly snow extent and snow-water equivalence monitoring for the 39 EEA countries. (Deliverable: first set of snow monitoring products) | 3436        | Open call for tenders                                  | Framework service contract | 2 000 000                         | 01.01.2018                       | Q3/2017          | 48 months |
| 2.9          | SA3.6.1             | Support to production of CLC2018 in Neighbourhood East (ENI) | Support to production of CLC2018 in Neighbourhood East (ENI)   | 3436        | Negotiated procedure Art. 5                            | Service contract           | 100 000                           | 01.10.2017                       | Q2/2017          | 3 months  |
| 2.10         | SA3.6.1             | Upgrade EU-DEM to v2.0                                       | Upgrade EU-DEM to v2.0   | 3436        | Open call for tenders                                  | Service contract           | 400 000                           | 01.10.2017                       | Q2/2017          | 6 months  |

## EEA Programming Document 2017–2019

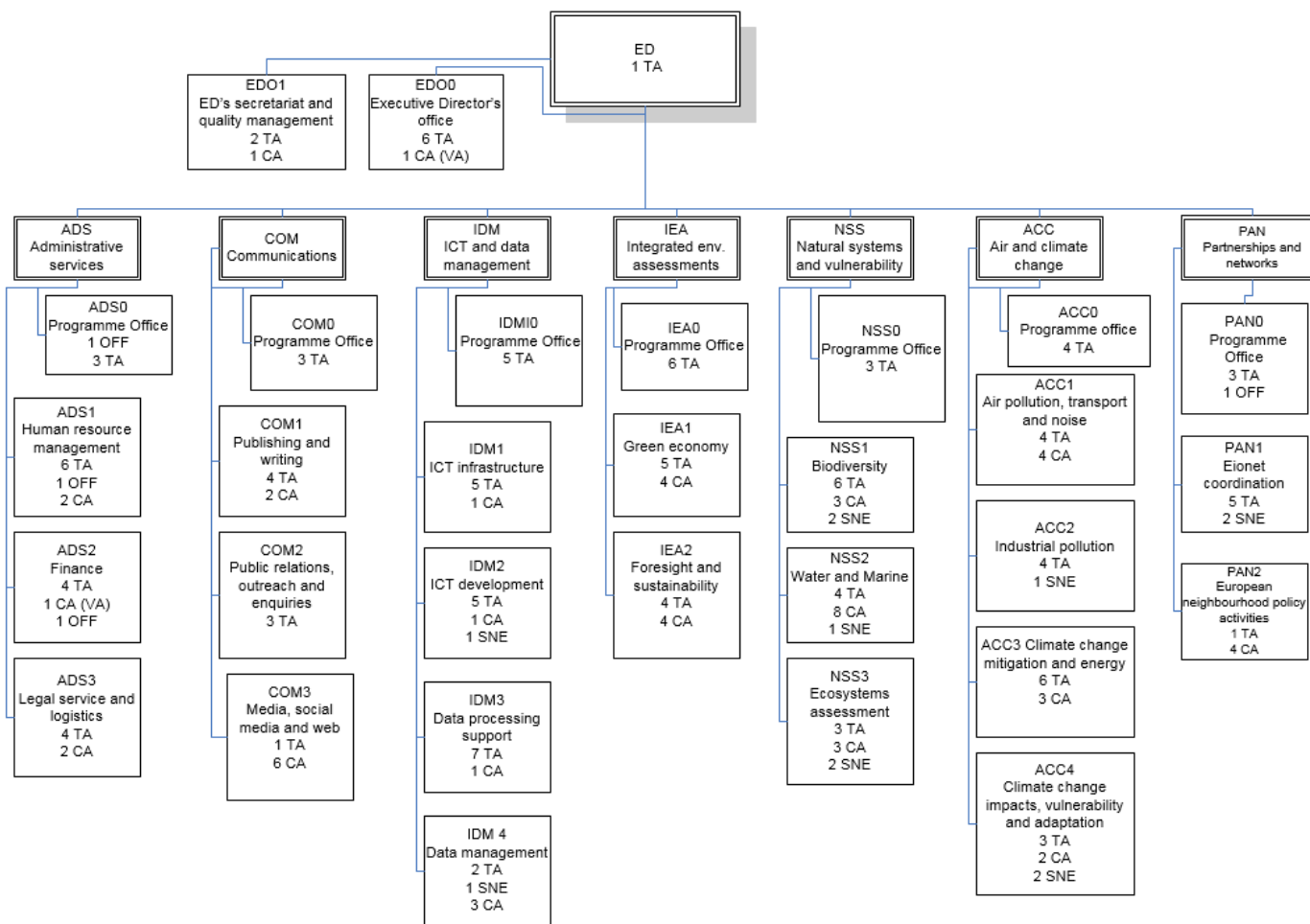
| Reference No | Strategic area (SA) | Title   | Description  | Budget line | Procedure                   | Contract type              | EUR (estimated total max. budget) | Scheduled start date of contract | Scheduled launch | Duration  |
|--------------|---------------------|---|--|-------------|-----------------------------|----------------------------|-----------------------------------|----------------------------------|------------------|-----------|
| 2.11         | SA3.6.1             | EU-hydro maintenance                                      | EU-hydro maintenance for linking with national IDs, whilst maintaining consistency with EU-DEM (deliverable: operational mechanism for exchange between national hydro and EU-hydro data)                | 3436        | Open call for tenders       | Service contract           | 750 000                           | 01.10.2017                       | Q2/2017          | 12 months |
| 2.12         | SA3.6.1             | ETC semantic checks for pan european and local components | ETC semantic checks for pan european and local components – 2018   | 3436        | Negotiated procedure Art. 5 | Service contract           | 500 000                           | 01.01.2018                       | Q4/2017          | 12 months |
| 2.13         | SA3.6.1             | Consultancy contract for in-house support                 | Consultancy contract for in-house support to managing the implementation of the land services (2-Lots)   | 3436        | Open call for tenders       | Framework service contract | 1 500 000                         | 01.03.2017                       | Q1/2017          | 48 months |
| 2.14         | SA3.6.2             | Coastal zone monitoring                                   | Preparation and start implementation of coastal zone monitoring (deliverable: LC/LU specs for ICZM and first datasets); Implementation of coastal zone monitoring (deliverable: LC/LU for ICZM datasets) | 3436        | Open call for tenders       | Framework service contract | 4 000 000                         | 01.08.2017                       | Q1/2017          | 48 months |

## EEA Programming Document 2017–2019

| Reference No | Strategic area (SA) | Title   | Description   | Budget line | Procedure                       | Contract type    | EUR (estimated total max. budget) | Scheduled start date of contract | Scheduled launch | Duration  |
|--------------|---------------------|---|---|-------------|---------------------------------|------------------|-----------------------------------|----------------------------------|------------------|-----------|
| 2.15         | SA3.6.3<br>3.6.4    | In situ Website + 2nd generation portal<br>land.copernicus.eu | In situ Website + 2nd generation portal<br>land.copernicus.eu | 3436        | Open call for tenders           | Service contract | 1 300 000                         | 01.06.2017                       | Q1/2017          | 12 months |
| 2.16         | SA3.6.4             | In situ task force support to the EEA                         | In situ task force support to the EEA                         | 3436        | Call for expression of interest |                  |                                   | 01.04.2018                       | Q4/2017          | 36 months |
| 2.17         | SA3.7.3 –<br>3.7.9  | ETC contracts   | Several contracts with ETCs are possible                      | 3437-ENIE   | Negotiated procedure Art. 5     | Service contract | 500 000                           | 01.02.2017                       | Q1/2017          | 36 months |
| 2.18         | SA3.7.11–<br>3.7.17 | ETC contracts   | Possibly a few contracts with ETCs                            | 3437-ENIS   | Negotiated procedure Art. 5     | Service contract | 200 000                           | 01.02.2017                       | Q1/2017          | 36 months |

# EEA Programming Document 2017–2019

## ANNEX X: ORGANISATION CHART 2017<sup>8</sup>



<sup>8</sup> The organisation chart reflects the situation as of 01.09.2016.

## ANNEX XI: FINANCING DECISION FOR EUROPEAN TOPIC CENTRES 2017

European Environment Agency



### DECISION OF THE MANAGEMENT BOARD OF THE EUROPEAN ENVIRONMENT AGENCY

#### ON THE FINANCING OF ACTION PLANS FOR THE EUROPEAN TOPIC CENTRES FOR THE FINANCIAL YEAR 2017

##### THE MANAGEMENT BOARD OF THE EUROPEAN ENVIRONMENT AGENCY

HAVING REGARD to Regulation (EC) No 401/2009 of the European Parliament and of the Council of 23 April 2009 on the European Environment Agency (hereinafter referred to as the EEA') and the European Environment Information and Observation Network ('the Eionet') (codified version)<sup>9</sup>, and in particular Article 4 thereof,

HAVING REGARD to Regulation (EU, Euratom) no 966/2012 of the European Parliament and of the Council of 25 October 2012 on the financial rules applicable to the general budget of the European Union<sup>10</sup>, and in particular Article 84(2) thereof,

HAVING REGARD to Commission Delegated Regulation (EC) No 1268/2012 of 29 October 2012 on the rules of application of Regulation (EU, Euratom) No 966/2012 of the European Parliament and of the Council on the financial rules applicable to the general budget of the European Union<sup>11</sup>, and in particular Article 94 thereof,

HAVING REGARD to the Decision of the Management Board of the EEA of 23 April 2014 on the financial regulation of the EEA<sup>12</sup>, and in particular Article 68(2) thereof,

##### WHEREAS:

- (1) In order to ensure the implementation of the action plans for the European Topic Centres it is necessary to adopt a financing decision for the year 2017;
- (2) In order to allow for flexibility in the implementation of the work programme, it is appropriate to define the term 'substantial change' within the meaning of Article 94(4) of Commission Delegated Regulation (EU) No 1268/2012;
- (3) It is appropriate to authorise the award of grants without a call for proposals to the consortia designated to act as a Topic Centre of the Eionet in accordance with the requirements set in the respective framework partnership agreements entered into with the coordinator of each consortia;

---

<sup>9</sup> OJ L 126/13 of 21.5.2009.

<sup>10</sup> OJ L 298/1 of 26.10.2012, as last amended by Regulation (EU, Euratom) 2015/1929 (OJ L286/1 of 30.10.2015).

<sup>11</sup> OJ L 362/1 of 31.12.2012, as last amended by Commission Delegated Regulation (EU) 2015/2462 (OJ L 342/7 of 29.12.2015).

<sup>12</sup> Decision 005/EEA/MB-WP-ADM(FinReg)2014 – written procedure of 23.04.2014.



# EEA Programming Document 2017–2019

---

## HAS DECIDED AS FOLLOWS:

### *Article 1*

The annual work programme for the implementation of the action plans for the European Topic Centres for the year 2017 as set out in the Annex, is adopted.

### *Article 2*

The maximum financial contribution for the implementation of the annual work programme for 2017 is set at EUR 8 010 000 and shall be financed from the appropriations entered in the following line of the budget of the EEA for 2017:

Budget line No 3331 – ETC on Air Pollution and Climate Change Mitigation: EUR 2 380 000

Budget line No 3332 – ETC on Inland, Coastal and Marine Waters: EUR 1 550 000

Budget line No 3333 – ETC on Biological Diversity: EUR 1 500 000

Budget line No 3334 – ETC on Urban, Land and Soil Systems: EUR 950 000

Budget line No 3335 – ETC on Waste and Materials in a Green Economy: EUR 1 000 000

Budget line No 3336 – ETC on Climate Change Impacts, Vulnerability and Adaptation: EUR 630 000

The implementation of this Decision is subject to the availability of the appropriations provided for in the draft budget of the EEA for 2017, following the adoption of that budget by the budget authority or as provided for in the system of provisional twelfths.

### *Article 3*

Cumulated changes to the allocations of specific actions not exceeding 20 % of the maximum contribution set in Article 2 of this Decision shall not be considered to be substantial within the meaning of Article 94(4) of Commission Delegated Regulation (EU, Euratom) No 1268/2012, where those changes do not significantly affect the nature of the actions and the objective of the work programme.

In implementing this decision, the authorising officers responsible may apply the type of changes referred to in the first paragraph in accordance with the principles of sound financial management and proportionality.

### *Article 4*

Grants may be awarded without a call for proposals to the bodies referred to in the Annex, in accordance with the conditions set out in the respective framework partnership agreements entered into with these bodies.

Approved by the Management Board on 7 December 2016

Elisabeth Freytag-Rigler  
Chair EEA Management Board

## ANNEX

### WORK PROGRAMME FOR THE IMPLEMENTATION OF THE ACTION PLANS FOR THE EUROPEAN TOPIC CENTRES FOR THE YEAR 2017

On the basis of the objectives specified in the EEA annual work programme (AWP) for 2017<sup>13</sup>, this work programme details the actions to be financed through the award of grants to the European Topic Centres (ETCs) for the year 2017 under the following framework partnership agreements:

- EEA/ACC/13/001-ETC/ACM: European Topic Centre on Air Pollution and Climate Change Mitigation
- EEA/ACC/13/002-ETC/CCA: European Topic Centre on Climate Change Impacts, Vulnerability and Adaptation
- EEA/NSV/13/001-ETC/BD: European Topic Centre on Biological Diversity
- EEA/NSV/13/002-ETC/ICM: European Topic Centre on Inland, Coastal and Marine Waters
- EEA/NSV/14/001-ETC/ULS: European Topic Centre on Urban, Land and Soil Systems
- EEA/IEA/13/003-ETC/WMGE: European Topic Centre on Waste and Materials in a Green Economy

---

<sup>13</sup> Decision EEA/MB/2017/026 on the adoption of the EEA Programming Document 2017-2019

# EEA Programming Document 2017–2019

## 1. European Topic Centre on Air Pollution and Climate Change Mitigation – ETC/ACM

### LEGAL BASIS

Framework partnership agreement No EEA/ACC/13/001-ETC/ACM signed on 19 August 2013 between the EEA and Rijksinstituut voor Volksgezondheid en Milieu (RIVM) as coordinator of the consortium, in particular Article 1.3 thereof.

### BUDGET LINE

3331

### PRIORITIES OF THE YEAR AND OBJECTIVES PURSUED

The defined objectives of the ETC/ACM are to support EEA within the following six work areas:

- Integrated activities in the areas of air pollution, climate change mitigation, noise, energy and transport;
- Air pollutant and greenhouse gas emissions monitoring, reporting and verification;
- Greenhouse gas and air pollutant mitigation assessments and indicators;
- Air quality and noise data;
- Air quality and noise assessments and indicators;
- ETC management and capacity building in EEA member and cooperating countries.

In 2017, the proposed ETC/ACM Action Plan includes the following priority activities, consistent with the priority areas listed in EEA's Programming Document 2017–2019 under Strategic areas 1.1, 1.2 and 1.3:

- Supporting EEA, the European Commission and EEA member countries with implementation of reporting obligations on air quality, air pollutant emissions, CO<sub>2</sub> emissions from cars, vans and heavy-duty vehicles, fuel quality and noise;
- Supporting EEA's publication of updated assessments on 'Air Quality in Europe', 'Transport and Environment (TERM)' and 'Noise in Europe';
- Support EEA, the European Commission, EEA member countries and companies with implementation of reporting obligations on industrial point-sources (European Pollutant Release and Transfer Register and Industrial Emissions Directive), Ozone Depleting Substances (ODS) and Fluorinated gases (F-gases);
- Supporting preparation of EEA status reports on ODS, F-gases and the implementation of EU ETS in Member States;
- Supporting the reporting and monitoring of Member State and EU GHG emissions, their climate change mitigation policies and measures (PAMs) and to track progress towards EU and international emission targets;
- Supporting EEA's publication of updated greenhouse gas and energy datasets, including policies and measures as well as greenhouse gas projections;
- Supporting EEA's publication of updated assessments on renewable energy, energy efficiency and progress by EU and EEA member countries towards meeting climate mitigation and energy targets.

## EXPECTED RESULTS

The proposed work programme of the ETC, as defined in its 2017 Action Plan, will deliver the following expected key results and products to support the priority work areas listed above:

- Compiled and quality checked data sets on air quality, air pollutant emissions, CO<sub>2</sub> emissions from cars, vans and heavy-duty vehicles, fuel quality and noise;
- Draft reports on 'Air quality in Europe – 2017', 'Transport and Environment (TERM) 2017' and 'Noise in Europe 2017';
- Compiled and quality checked data sets on industrial point-sources, Ozone Depleting Substances (ODS) and Fluorinated gases (F-gases);
- Draft reports on ODS and F-gases, and data on the implementation of EU ETS in Member States;
- Compiled and quality checked data sets on Member State and EU GHG emission inventories, projections, and climate change mitigation policies and measures (PAMs);
- Draft reports on greenhouse gas emissions and energy, including policies and measures, and greenhouse gas projections;
- Draft assessments on renewable energy, energy efficiency and progress by EU and EEA member countries towards meeting climate mitigation and energy targets.

## KEY PERFORMANCE INDICATORS

1. The activities as defined in the ETC/ACM Action Plan 2017 are delivered within the limits of the agreed budget;
2. The agreed work programme defined in the proposed ETC/ACM Action Plan 2017 delivered by 31 December 2017, including individual 'key deliverables' listed in the Action Plan 2017 by the agreed timescales;
3. ETC contributions received as requested to the EEA/Eionet evaluation as well as the topic review of ETCs in 2017, by 31 December 2017;
4. Timely updates of the Eionet ETC/ACM website by ETC/ACM, relevant FORUM Interest Groups, and dissemination of ETC/ACM reports (technical papers) via the ETC/ACM website, by 31 December 2017.

## IMPLEMENTATION MODE

The EEA will implement the budget on a centralised direct management basis in accordance with the provisions in Article 58(a) of Regulation (EU, Euratom) No 966/2012 and Article 42 of the EEA financial Regulation. Implementation tasks shall be performed by the designated authorising officers by delegation in compliance with the conditions laid down in Article 44 of the EEA financial regulation.

The EEA will sign a specific grant agreement with the coordinator of the consortium in accordance with the template attached as annex III to the framework partnership agreement.

The maximum rate of financial contribution from the EEA is 90 % of the estimated total eligible costs.

## EEA Programming Document 2017–2019

---

### OPERATION TIMETABLE

| MILESTONE DESCRIPTION            | INDICATIVE QUARTER |
|----------------------------------|--------------------|
| Specific agreement signature     | Q1/2017            |
| Pre-financing payment            | Q1/2017            |
| Interim payment                  | Q3/2017            |
| Balance payment                  | Q2/2018            |
| Period of execution of the tasks | Q1/2017–Q4/2017    |

### BUDGET

| ACTION | YEAR | BUDGET LINE | BUDGET        |
|--------|------|-------------|---------------|
| Grant  | 2017 | 3331        | EUR 2 380 000 |

# EEA Programming Document 2017–2019

---

## 2. European Topic Centre on Climate Change Impacts, Vulnerability and Adaptation – ETC/CCA

### LEGAL BASIS

Framework partnership agreement No EEA/ACC/13/002-ETC/CCA signed on 2 October 2013 between the EEA and Centro Euro-Mediterraneo sui Cambiamenti Climatici S.c.a.r.l (CMCC) as coordinator of the consortium, in particular Article I.3 thereof.

### BUDGET LINE

3336

### PRIORITIES OF THE YEAR AND OBJECTIVES PURSUED

The defined objectives of the ETC/CCA are to support EEA within its work regarding supporting and informing policy development and implementation in the area of climate change impacts, vulnerability, and adaptation by means of data, information/indicators and assessments.

In 2017, the proposed ETC/CCA Action Plan includes the following priority activities, consistent with the priority areas listed in EEA's Programming Document 2017–2019 under Strategic area 1.4:

- Support EEA's input to the European Commission's 2017 review of the 2013 EU climate change adaptation strategy (including follow-up work after the 2017 report on climate change impacts and vulnerability and the 2016 report on urban adaptation, updating and improving the European Climate Change Adaptation platform and supporting the development of adaptation indicators, the latter to be further defined);
- Support EEA's Assessment and methodological work on monitoring, reporting and evaluation of national adaptation policies;
- Support EEA's Publication on the linkages and synergies between climate change adaptation and disaster risk reduction.

### EXPECTED RESULTS

The proposed work programme of the ETC, as defined in its 2017 Action Plan, will deliver the following expected key results and products to support the priority work areas listed above:

- Draft report on climate change adaptation and disaster risk reduction, and their synergies regarding policies and knowledge;
- Draft report on the evaluation of Climate-ADAPT;
- Updated and improved content of the European Climate Change Adaptation Platform Climate-ADAPT;
- Updated indicators on climate change and impacts;
- Technical papers on national-level adaptation indicators; social vulnerability; transformative urban adaptation; climate change impacts and adaptation in the agricultural sector; policies and actions in transnational regions.

# EEA Programming Document 2017–2019

## KEY PERFORMANCE INDICATORS

1. The activities as defined in the ETC/CCA Action Plan 2017 are delivered within the limits of the agreed budget;
2. The agreed work programme defined in the proposed ETC/CCA Action Plan 2017 delivered by 31 December 2017, including individual 'key deliverables' listed in the Action Plan 2017 by the agreed timescales;
3. ETC contributions received as requested to the EEA/Eionet evaluation as well as the topic review of ETCs in 2017, by 31 December 2017;
4. Timely updates of the Eionet ETC/CCA website by ETC/CCA, relevant FORUM Interest Groups, and dissemination of ETC/CCA reports (technical papers) via the ETC/CCA website, by 31 December 2017.

## IMPLEMENTATION MODE

The EEA will implement the budget on a centralised direct management basis in accordance with the provisions in Article 58(a) of Regulation (EU, Euratom) No 966/2012 and Article 42 of the EEA financial Regulation. Implementation tasks shall be performed by the designated authorising officers by delegation in compliance with the conditions laid down in Article 44 of the EEA financial regulation.

The EEA will sign a specific agreement with the coordinator of the consortium in accordance with the template attached as annex III to the framework partnership agreement.

The maximum rate of financial contribution from the EEA is 90 % of the estimated total eligible costs.

## OPERATION TIMETABLE

| MILESTONE DESCRIPTION            | INDICATIVE QUARTER |
|----------------------------------|--------------------|
| Specific agreement signature     | Q1/2017            |
| Pre-financing payment            | Q1/2017            |
| Interim payment                  | Q3/2017            |
| Balance payment                  | Q2/2018            |
| Period of execution of the tasks | Q1/2017–Q4/2017    |

## BUDGET

| ACTION | YEAR | BUDGET LINE | BUDGET      |
|--------|------|-------------|-------------|
| Grant  | 2017 | 3336        | EUR 630 000 |

# EEA Programming Document 2017–2019

---

## 3. European Topic Centre on Biological Diversity – ETC/BD

### LEGAL BASIS

Framework partnership agreement No EEA/NSV/13/001-ETC/BD signed on 10 September 2013 between the EEA and Muséum National d'Histoire Naturelle (MNHN) as coordinator of the consortium, in particular Article I.3 thereof.

### BUDGET LINE

3333

### PRIORITIES OF THE YEAR AND OBJECTIVES PURSUED

The ETC/BD primarily supports EEA Strategic area (SA) 1: Informing policy implementation and, more specifically, project group 1.7 Biodiversity and ecosystems, agriculture and forests.

The ETC/BD Action Plan (AP) 2017 will group the work in six work areas that correspond to the respective projects in the EEA annual work programme (AWP) 2017. Work in 2017 will mainly focus on activities related to the follow-up of the 2015 mid-term review of the Biodiversity Strategy, preparations for the 2020 evaluation of the BD2020 including support to MAES activities, and follow-up of the fitness check of the nature directives including the next reporting cycle of the Nature directives.

The work is focusing on 2 main areas and related cross-cutting and supporting tasks:

- Support to the implementation of the nature directives, Natura 2000 and protected areas in general via the CDDA and Emerald network (beyond EU28) and all related data flows and reporting formats;
- Support to the ecosystem dimension of the Biodiversity strategy, in particular target 2, i.e. the ecosystem mapping and assessment objective.

Further work will develop the SEBI indicator set as a main tool to deliver progress reporting under the above-mentioned processes and the Biodiversity information system for Europe (BISE) that provides a cross-cutting platform for the dissemination of Biodiversity information across all targets of the BD2020 strategy.

### EXPECTED RESULTS

The ETC will:

- Provide support to establishing the reporting mechanism for the nature directives and other relevant data flows on biodiversity incl. regular updates;
- Finalise the review and further develop the SEBI indicator set to support the 2020 review of the BD2020 and update relevant indicators;
- Contribute to the maintenance and update of BISE and support the interoperability with other relevant platforms;
- Further develop EUNIS as a basis for the classification of ecosystems;



# EEA Programming Document 2017–2019

- Deliver an advanced European ecosystem map and elements for the ecosystem assessment to be delivered in 2018.

## KEY PERFORMANCE INDICATORS

1. The activities as defined in the ETC/BD Action Plan 2017 are delivered within the limits of the agreed budget;
2. The agreed activities are delivered as defined in the ETC/BD Action Plan 2017 by 31 December 2017;
3. Contribution to the delivery of the data flows and reporting mechanism needed to comprehensively underpin target 1 of the EU BD 2020 (nature directives and other relevant data) provided;
4. Contribution to the conceptual development and assessment of ecosystems and their services to underpin target 2 of the BD 2020 delivered.

## IMPLEMENTATION MODE

The EEA will implement the budget on a centralised direct management basis in accordance with the provisions in Article 58(a) of Regulation (EU, Euratom) No 966/2012 and Article 42 of the EEA financial Regulation. Implementation tasks shall be performed by the designated authorising officers by delegation in compliance with the conditions laid down in Article 44 of the EEA financial regulation.

The EEA will sign a specific agreement with the coordinator of the consortium in accordance with the template attached as annex III to the framework partnership agreement.

The maximum rate of financial contribution from the EEA is 90 % of the estimated total eligible costs.

## OPERATION TIMETABLE

| MILESTONE DESCRIPTION            | INDICATIVE QUARTER |
|----------------------------------|--------------------|
| Specific agreement signature     | Q1/2017            |
| Pre-financing payment            | Q1/2017            |
| Interim payment                  | Q3/2017            |
| Balance payment                  | Q2/2018            |
| Period of execution of the tasks | Q1/2017–Q4/2017    |

## BUDGET

| ACTION | YEAR | BUDGET LINE | BUDGET        |
|--------|------|-------------|---------------|
| Grant  | 2017 | 3333        | EUR 1 500 000 |

# EEA Programming Document 2017–2019

---

## 4. European Topic Centre on Inland, Coastal and Marine Waters – ETC/ICM

### LEGAL BASIS

Framework partnership agreement No EEA/NSV/13/002-ETC/ICM signed on 30 July 2013 between the EEA and Helmholtz-Zentrum für Umweltforschung GmbH (UFZ) as coordinator of the consortium, in particular Article I.3 thereof.

### BUDGET LINE

3332

### PRIORITIES OF THE YEAR AND OBJECTIVES PURSUED

The ETC/ICM primarily supports EEA Strategic area (SA) 1: Informing policy implementation and, more specifically, project group 1.5 Water management, resources and ecosystems and 1.6 Marine and coastal environment and maritime activities.

The ETC/ICM Action Plan (AP) 2017 will group the work in seven work areas that correspond to the respective projects in the EEA annual work programme (AWP) 2017 under 1.5 and 1.6.

Work on 'Water management, resources and ecosystems' in 2017 will primarily focus on assessing the status and pressures of European water bodies based on the reporting of Member States for the 2nd RBMPs under the WFD, progress work on chemicals in Europe's surface waters, support voluntary (WISE SoE) and legally binding (UWWTD, BWD) data-flows and support the work on water quantity and accounts.

Work on 'Marine and coastal environment and maritime activities' in 2017 will primarily focus on supporting voluntary (WISE SoE) and legally binding (MSFD) data-flows, launching the WISE-Marine information system, finalising the methodology for assessing marine ecosystem service capacity to support Target 2/Action 5 of the EU Biodiversity Strategy to 2020, and preparing the 2019 'Marine State of the Environment' assessment in view of the Commission's evaluation report of the MSFD and the EEA 2020 'European ecosystem assessment' report.

The work is focusing on 2 main areas and related cross-cutting and supporting tasks:

- Support to the implementation of the Marine Strategy Framework Directive, the Water Framework Directive and its review, as well as the water industry Directives, through assessment work and support to data flows;
- Support to ecosystem-based management approaches in freshwater and marine policy domains (WFD, MSFD) and Target 2/Action 5 of the EU Biodiversity Strategy to 2020 (i.e. ecosystem mapping, assessment and accounting).

### EXPECTED RESULTS

The ETC will:

- Provide support to reporting mechanisms for the freshwater, marine and water industry directives and other relevant WISE SoE data flows incl. regular updates;

# EEA Programming Document 2017–2019

- Finalise assessment work supporting the implementation of the WFD (2017 State of Water assessment) and the Commission’s work on implementing the MSFD (art. 20.3);
- Contribute to the maintenance of WISE, to the launch of WISE-Marine and support the interoperability with other relevant platforms.

## KEY PERFORMANCE INDICATORS

1. The activities as defined in the ETC/ICM Action Plan 2017 are delivered within the limits of the agreed budget;
2. The agreed activities are delivered as defined in the ETC/ICM Action Plan 2017 by 31 December 2017;
3. Contribution to the delivery of the data flows, reporting mechanism and data work to support the implementation of the WFD and the MSFD provided;
4. Contribution to the assessment work of freshwater status and pressures in Europe’s water bodies supporting the assessment of the WFD 2nd RBMPs delivered.

## IMPLEMENTATION MODE

The EEA will implement the budget on a centralised direct management basis in accordance with the provisions in Article 58(a) of Regulation (EU, Euratom) No 966/2012 and Article 42 of the EEA financial Regulation. Implementation tasks shall be performed by the designated authorising officers by delegation in compliance with the conditions laid down in Article 44 of the EEA financial regulation.

The EEA will sign a specific agreement with the coordinator of the consortium in accordance with the template attached as annex III to the framework partnership agreement.

The maximum rate of financial contribution from the EEA is 90 % of the estimated total eligible costs.

## OPERATION TIMETABLE

| MILESTONE DESCRIPTION            | INDICATIVE QUARTER |
|----------------------------------|--------------------|
| Specific agreement signature     | Q1/2017            |
| Pre-financing payment            | Q1/2017            |
| Interim payment                  | Q3/2017            |
| Balance payment                  | Q2/2018            |
| Period of execution of the tasks | Q1/2017–Q4/2017    |

## BUDGET

| ACTION | YEAR | BUDGET LINE | BUDGET        |
|--------|------|-------------|---------------|
| Grant  | 2017 | 3332        | EUR 1 550 000 |

# EEA Programming Document 2017–2019

---

## 5. European Topic Centre on Urban, Land and Soil Systems – ETC/ULS

### LEGAL BASIS

Framework partnership agreement No EEA/NSV/14/001-ETC/ULS signed on 21 July 2014 between the EEA and Umweltbundesamt GmbH (UBA) as coordinator of the consortium, in particular Article 1.3 thereof.

### BUDGET LINE

3334

### PRIORITIES OF THE YEAR AND OBJECTIVES PURSUED

The ETC/ULS primarily supports EEA Strategic area (SA) 1: Informing policy implementation and, more specifically, project group 1.8 Urban, land use and soil.

The ETC/ULS Action Plan (AP) 2017 will group the work in five work areas that correspond to the respective projects in the EEA annual work programme (AWP) 2017: activities related to the implementation of 7th EAP priority objectives 1 and 2 (land and soil related topics) and priority objective 8 (urban sustainability); and follow-up on an EEA internal objective to advance integrated assessment capacities (multi-annual performance indicator on integrated data platform). Work will also support the implementation of the EU Biodiversity Strategy, in particular target 2 (MAES, green infrastructure and natural capital accounting activities), but also target 3, including a wider context of territorial analysis.

The work is focusing on 2 main areas and related cross-cutting and supporting tasks:

- Support to the implementation of the various EU urban, land and soil related policy objectives including 7th EAP, Soil Thematic Strategy, Urban Agenda for EU, related UN SDGs (e.g. 11 and 15) by developing data, indicators and assessments, in particular, making use of Copernicus land monitoring;
- Data and spatial analysis support to the Biodiversity Strategy, in particular target 2, i.e. the ecosystem mapping and assessment objective.

Further work will develop the link of urban, land and soil data and assessments with the land-related economic sectors, such as agriculture, forestry and tourism, and seeks to advance a cross-cutting conceptual framework of sustainable land management and land degradation neutrality.

### EXPECTED RESULTS

The ETC will:

- Support the integrated data platform development, enabling the semantic inventory, handling and analysis of various spatial layers that will facilitate effective and efficient integrated spatial data analysis;
- Test Copernicus products for the integration and use in EEA's work, including development of new indicators for assessment of urban, land use and ecosystems;

# EEA Programming Document 2017–2019

- Assist EEA in the consolidation of an analytical framework for land systems encompassing urban, and rural land systems and soil functions, analysing the data and information base provided by agri-environment and forest indicators and geo-spatial data;
- Continue the analysis of urban sustainability and tourism by refining related typologies and indicators, supporting regional policies and partners;
- Support the EU Biodiversity strategy target 2 implementation by assisting MAES and KIP INCA with data inputs, as well as green infrastructure analysis.

## KEY PERFORMANCE INDICATORS

1. The activities as defined in the ETC/ULS Action Plan 2017 are delivered within the agreed budget;
2. The agreed activities are delivered as defined in the ETC/ULS Action Plan 2017 by 31 December 2017;
3. Contributions to the delivery of the EEA work programme for Urban, land use and soil comprising data, indicators and assessments, and advancement of the integrated data platform, are provided;
4. Contributions to the conceptual development and assessment of land systems and necessary data support to underpin target 2 and 3 of the EU BD Strategy 2020 are provided.

## IMPLEMENTATION MODE

The EEA will implement the budget on a centralised direct management basis in accordance with the provisions in Article 58(a) of Regulation (EU, Euratom) No 966/2012 and Article 42 of the EEA financial Regulation. Implementation tasks shall be performed by the designated authorising officers by delegation in compliance with the conditions laid down in Article 44 of the EEA financial regulation.

The EEA will sign a specific agreement with the coordinator of the consortium in accordance with the template attached as annex III to the framework partnership agreement.

The maximum rate of financial contribution from the EEA is 90 % of the estimated total eligible costs.

## OPERATION TIMETABLE

| MILESTONE DESCRIPTION            | INDICATIVE QUARTER |
|----------------------------------|--------------------|
| Specific agreement signature     | Q1/2017            |
| Pre-financing payment            | Q1/2017            |
| Interim payment                  | Q3/2017            |
| Balance payment                  | Q2/2018            |
| Period of execution of the tasks | Q1/2017–Q4/2017    |

## EEA Programming Document 2017-2019

---

### BUDGET

| ACTION | YEAR | BUDGET LINE | BUDGET      |
|--------|------|-------------|-------------|
| Grant  | 2017 | 3334        | EUR 950 000 |

# EEA Programming Document 2017–2019

---

## 6. European Topic Centre on Waste and Materials in a Green Economy – ETC/WMGE

### LEGAL BASIS

Framework partnership agreement No EEA/IEA/13/003-ETC/WMGE signed on 15 January 2014 between the EEA and Vlaamse Instelling voor Technologisch Onderzoek NV (VITO NV) as coordinator of the consortium, in particular Article I.3 thereof.

### BUDGET LINE

3335

### PRIORITIES OF THE YEAR AND OBJECTIVES PURSUED

The activities of the ETC WMGE are geared towards improving the evidence base for assessment of:

- A) progress towards a circular economy, including knowledge on material flows, resource efficiency, waste generation and prevention, and governance aspects such as market-based instruments and green taxation;
- B) environmental pressures on human health and well-being, including chemicals and multiple exposure patterns.

Both strands of work are expected to feed into overarching 2018 outputs (circular economy status report and E&H report), and subsequently SOER2020.

Priorities for 2017 include:

- Updating the European reference model on waste and monitor progress towards EU targets on municipal waste;
- Analysis of bio-materials in a circular economy;
- Analysis of progress regarding waste prevention;
- Contributions to the Information Platform Chemical Monitoring;
- Stakeholder interaction and capacity building.

### EXPECTED RESULTS

- Waste reference model outputs on progress towards waste targets;
- Delivery of input to 2nd EEA report on circular economy (products, product policy and eco-design);
- Delivery of input to 4th EEA waste prevention review (on reuse systems);
- Integration of environmental and human biomonitoring data in IPChem.

# EEA Programming Document 2017–2019

## KEY PERFORMANCE INDICATORS

1. The activities as defined in the ETC/WMGE Action Plan 2017 are delivered within the limits of the agreed budget;
2. To deliver the agreed work programme defined in the ETC/WMGE Action Plan 2017 by 31 December 2017;
3. To contribute to monitoring and assessing progress towards implementation of EU policies regarding waste, material flows and circular economy, inter alia by applying the European reference model for waste;
4. To contribute to assessment of human exposure to chemicals and other environmental stressors.

## IMPLEMENTATION MODE

The EEA will implement the budget on a centralised direct management basis in accordance with the provisions in Article 58(a) of Regulation (EU, Euratom) No 966/2012 and Article 42 of the EEA financial Regulation. Implementation tasks shall be performed by the designated authorising officers by delegation in compliance with the conditions laid down in Article 44 of the EEA financial regulation.

The EEA will sign a specific agreement with the coordinator of the consortium in accordance with the template attached as annex III to the framework partnership agreement.

The maximum rate of financial contribution from the EEA is 90 % of the estimated total eligible costs.

## OPERATION TIMETABLE

| MILESTONE DESCRIPTION            | INDICATIVE QUARTER |
|----------------------------------|--------------------|
| Specific agreement signature     | Q1/2017            |
| Pre-financing payment            | Q1/2017            |
| Interim payment                  | Q3/2017            |
| Balance payment                  | Q2/2018            |
| Period of execution of the tasks | Q1/2017–Q4/2017    |

## BUDGET

| ACTION | YEAR | BUDGET LINE | BUDGET        |
|--------|------|-------------|---------------|
| Grant  | 2017 | 3335        | EUR 1 000 000 |